



US00D661988S

(12) **United States Design Patent**
Praster

(10) **Patent No.:** **US D661,988 S**

(45) **Date of Patent:** **** Jun. 19, 2012**

(54) **COSMETIC BOTTLE**

(76) Inventor: **Jochen Praster**, München (DE)

(**) Term: **14 Years**

(21) Appl. No.: **29/375,587**

(22) Filed: **Sep. 24, 2010**

(51) **LOC (9) Cl.** **09-01**

(52) **U.S. Cl.** **D9/523; D9/522; D9/529; D9/444;**
D9/454

(58) **Field of Classification Search** D9/516,
D9/522-523, 529, 549, 562, 575, 444, 445,
D9/454; 215/382-384; 220/660, 669, 675
See application file for complete search history.

(56) **References Cited**

U.S. PATENT DOCUMENTS

3,231,155	A *	1/1966	McConnell	222/482
D304,550	S *	11/1989	Demarest	D9/529
D329,983	S *	10/1992	Griffin et al.	D9/454 X
D345,918	S *	4/1994	Chevassus	D9/529
D352,240	S *	11/1994	Shiokawa	D9/523
D448,299	S *	9/2001	Negre	D9/502
D457,062	S *	5/2002	Lloyd	D9/504
D506,392	S *	6/2005	Dedancourt	D9/522
D516,916	S *	3/2006	Cornet et al.	D9/504
D521,383	S *	5/2006	Priestman	D9/529
D532,936	S *	11/2006	Bakic	D9/529 X
D555,000	S *	11/2007	Bunce et al.	D9/529

D563,223	S *	3/2008	Cornet et al.	D9/504
D587,117	S *	2/2009	Crawford	D9/504
D601,425	S *	10/2009	Miller et al.	D9/522
D605,049	S *	12/2009	Tanii et al.	D9/529
D610,402	S *	2/2010	Carreno	D9/522 X
D615,412	S *	5/2010	Thomas et al.	D9/529
D632,970	S *	2/2011	Drake et al.	D9/558
D639,180	S *	6/2011	Shiota et al.	D9/689
D641,257	S *	7/2011	Thiebaut et al.	D9/738
D646,583	S *	10/2011	Mongeon et al.	D9/689
D652,306	S *	1/2012	Drake et al.	D9/529

* cited by examiner

Primary Examiner — Carol P Rademaker

(74) *Attorney, Agent, or Firm* — Nicholas A. Kees; Godfrey & Kahn, S.C.


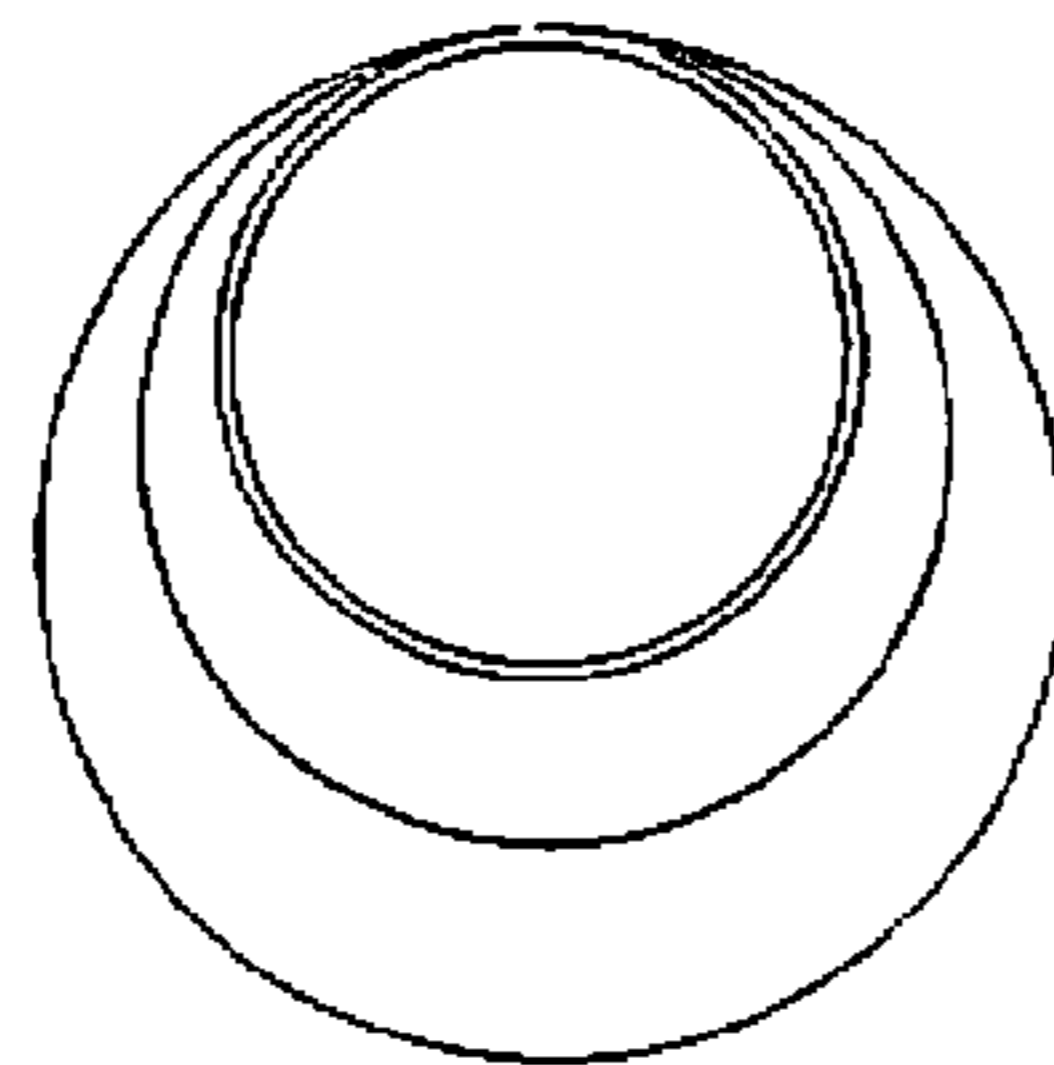
(57) **CLAIM**

The ornamental design for a cosmetic bottle, as shown and described.

DESCRIPTION

FIG. 1 is a top, front, right side isometric view of a cosmetic bottle showing our new design;
FIG. 2 is a top plan view thereof;
FIG. 3 is a front elevational view thereof, the rear elevational view being a mirror image; and,
FIG. 4 is a right side elevational view thereof.

1 Claim, 1 Drawing Sheet



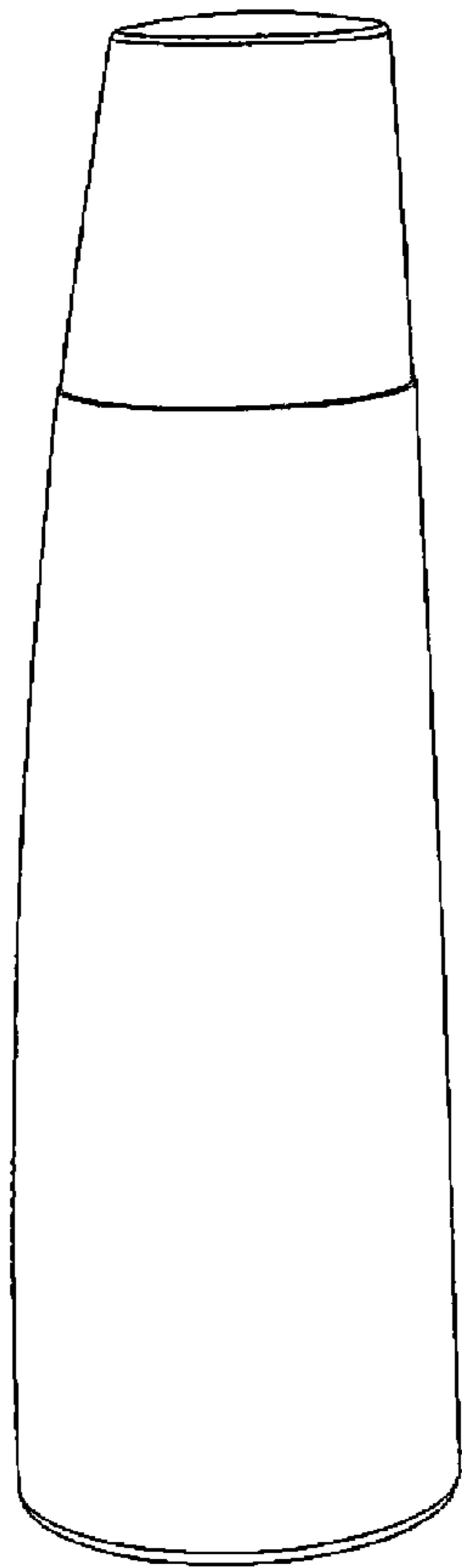


FIG. 1

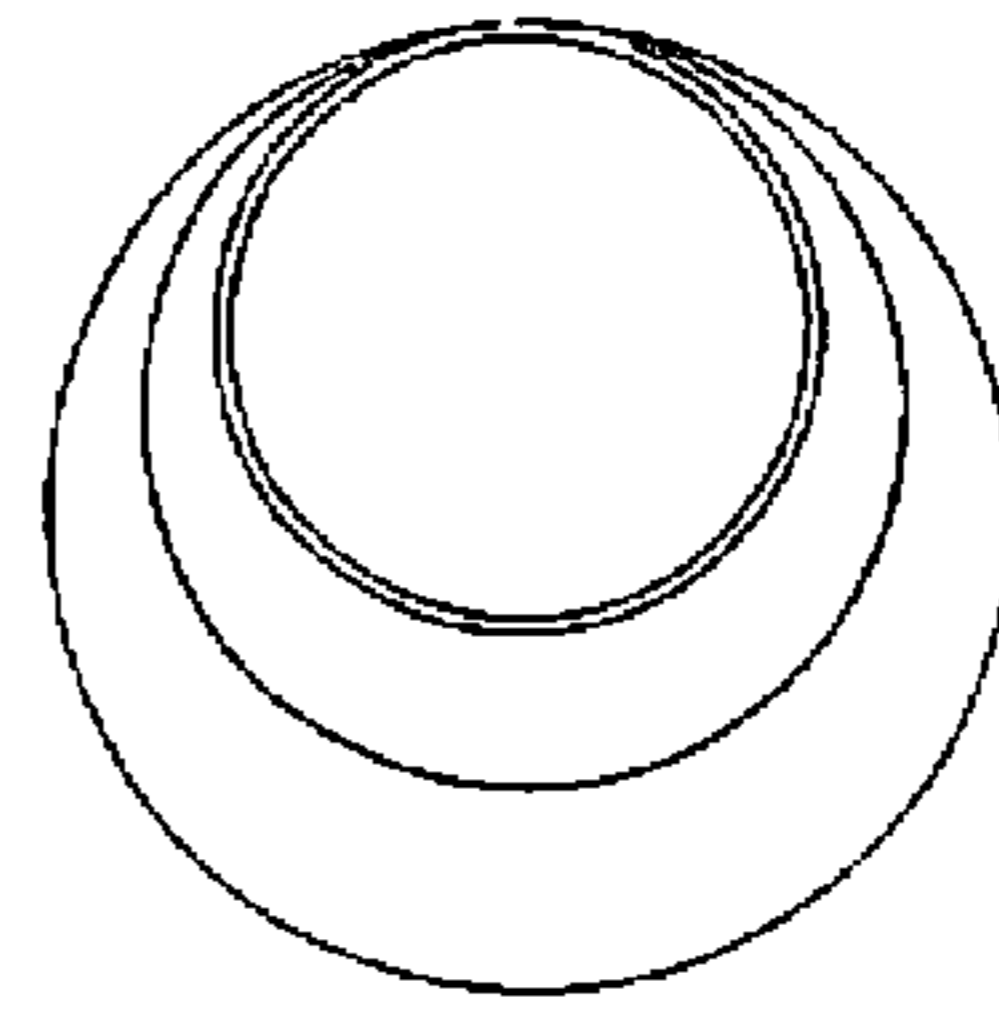


FIG. 2




FIG. 3




FIG. 4