



US00D661985S

(12) **United States Design Patent**
Macaulay et al.

(10) **Patent No.:** **US D661,985 S**
(45) **Date of Patent:** **** Jun. 19, 2012**

(54) **CONTAINER WITH SURFACE ORNAMENTATION**

(75) Inventors: **Frank Delmar Macaulay**, Cincinnati, OH (US); **Nancy Andrew**, Cincinnati, OH (US)

(73) Assignee: **The Procter and Gamble Company**, Cincinnati, OH (US)

(**) Term: **14 Years**

(21) Appl. No.: **29/352,169**

(22) Filed: **Dec. 17, 2009**

(51) **LOC (9) Cl.** **09-01**

(52) **U.S. Cl.** **D9/500**

(58) **Field of Classification Search** D9/500,
D9/502-505, 516, 549, 557-558, 682, 686,
D9/688, 690, 692; D7/509-511, 601-602,
D7/605, 608, 629; 215/11.1, 379, 381-382;
220/660, 662, 665, 669-673, 675, 677, 680

See application file for complete search history.

(56) **References Cited**

U.S. PATENT DOCUMENTS

2,076,549	A *	4/1937	Conner	215/6
3,017,049	A *	1/1962	Powell	215/223
3,244,313	A *	4/1966	De Wayne Miles	220/288
D284,252	S *	6/1986	Lichtenvort	D7/679
D289,143	S *	4/1987	Guillaume	D9/501
D296,764	S *	7/1988	Riach et al.	D9/503
D324,976	S *	3/1992	Katz	D7/619.1
D372,639	S *	8/1996	Kristinik	D7/511
D375,870	S *	11/1996	Stonehouse	D7/523
D466,814	S *	12/2002	Hurlburt	D9/504
D515,425	S *	2/2006	King	D9/504
D522,878	S *	6/2006	Hillard	D9/715
D623,475	S *	9/2010	Aarnoudse et al.	D7/510

* cited by examiner

Primary Examiner — Ian Simmons

Assistant Examiner — Dana L Sipos

(74) *Attorney, Agent, or Firm* — Amanda T. Barry; Kelly S. McDown

(57) **CLAIM**

The ornamental design for a container with surface ornamentation, as shown and described.

DESCRIPTION

This contains at least one drawing executed in color. Copies of this patent or patent application publication with color drawing(s) will be provided by the Office upon request.

FIG. 1 is a perspective view of a first embodiment for a container with surface ornamentation showing our new design, shaded for color contrast;

FIG. 2 is a front elevation view thereof;

FIG. 3 is a rear elevation view thereof;

FIG. 4 is a left side elevation view thereof, the right side elevation view being identical;

FIG. 5 is a top plan view of the container with surface ornamentation of FIGS. 1 & 7

FIG. 6 is a bottom plan view thereof;

FIG. 7 is a perspective view of a second embodiment for a container with surface ornamentation showing our new design;



FIG. 8 is a front elevation view thereof;

FIG. 9 is a rear elevation view thereof; and,

FIG. 10 is a left side elevation view thereof the right side elevation view being identical.

The design shown in FIGS. 1-6 may be in any color; however, the design in FIGS. 7-10 are shown in color.

1 Claim, 9 Drawing Sheets
(4 of 9 Drawing Sheet(s) Filed in Color)






Fig. 1




Fig. 2




Fig. 3




Fig. 4




Fig. 5




Fig. 6




Fig 7

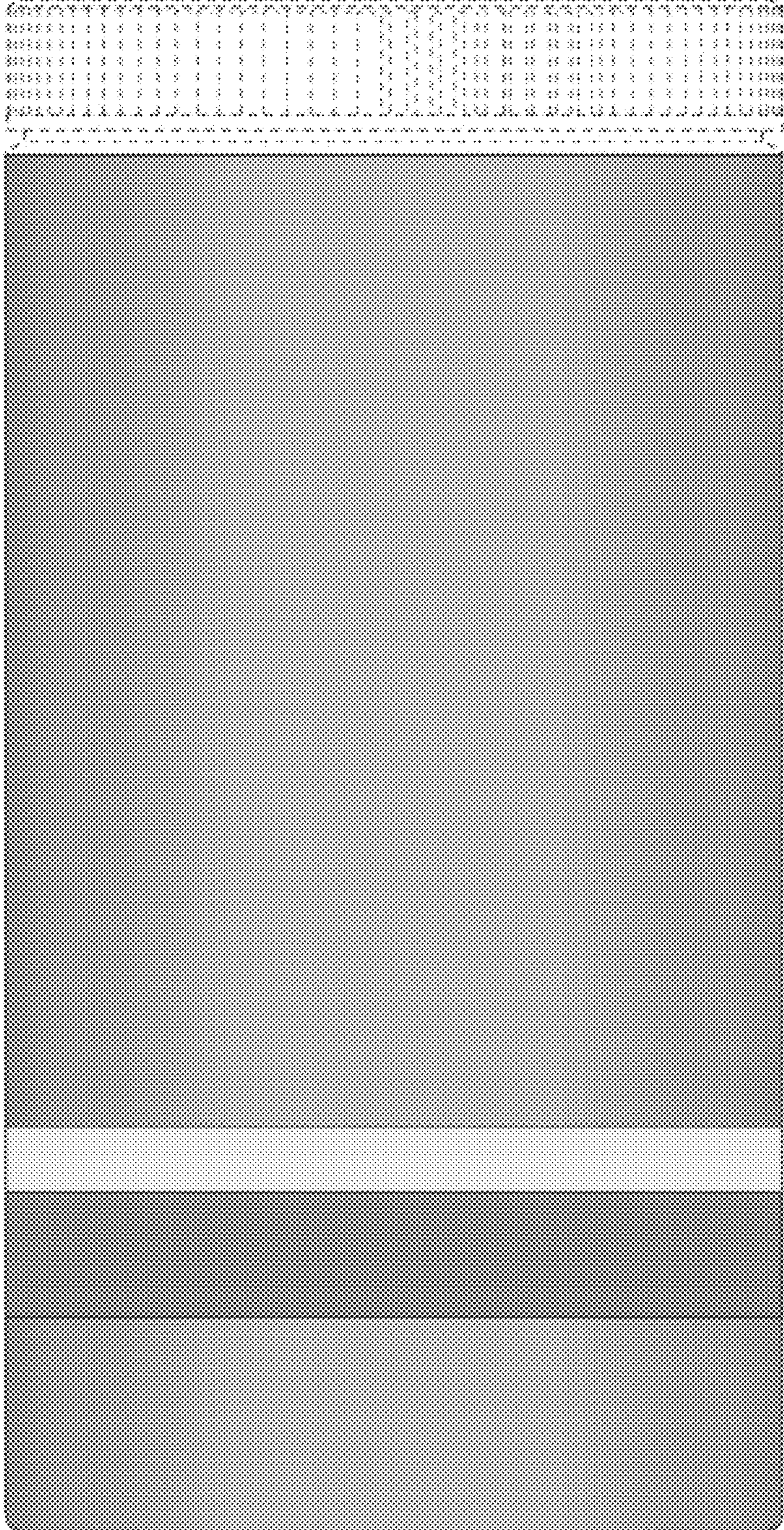


Fig 8




Fig. 9




Fig. 10