

US00D661978S

(12) **United States Design Patent**
Holechek

(10) **Patent No.:** **US D661,978 S**

(45) **Date of Patent:** **** Jun. 19, 2012**

(54) **ROPE CLIP**

(76) Inventor: **Mark Holechek**, Maplewood, NJ (US)

(**) Term: **14 Years**

(21) Appl. No.: **29/390,223**

(22) Filed: **Apr. 21, 2011**

(51) **LOC (9) Cl.** **08-05**

(52) **U.S. Cl.** **D8/370**

(58) **Field of Classification Search** D8/370;
24/546, 347

See application file for complete search history.

Anonymous, "Paper Clips—History of the Paper Clip"; web article, http://www.officemuseum.com/paper_clips.htm; first accessed Nov. 4, 2009.

Bellis, Mary, "The History of the Paperclip—Paperclip"; web article, <http://inventors.about.com/library/inventors/blpaperclip.htm>; first accessed Nov. 4, 2009.

* cited by examiner

Primary Examiner — Holly Baynham

(74) *Attorney, Agent, or Firm* — Hoxie & Associates LLC

(57) **CLAIM**

The ornamental design for a rope clip, as shown and described.

(56) **References Cited**

U.S. PATENT DOCUMENTS

D24,968	S	*	12/1895	Blue	D8/349
636,272	A		11/1899	Middlebrook		
675,761	A		6/1901	Vaaler		
742,893	A		11/1903	McGill		
1,764,833	A	*	6/1930	Forget	24/546
1,985,866	A		12/1934	Lankenau		
D637,475	S	*	5/2011	Yon	D8/370
D645,731	S	*	9/2011	Williams	D8/370

OTHER PUBLICATIONS

Anonymous, "Paper Clip History—Invention of the Paper Clip: Fascinating Facts About the Invention of the Paper Clip by William D. Middlebrook in 1899"; web article, <http://www.ideafinder.com/history/inventions/paperclip.htm>; first accessed Nov. 4, 2009.

DESCRIPTION

FIG. 1 is a perspective view of a rope clip of the present design;

FIG. 2 is a top view of FIG. 1;

FIG. 3 is a side view of FIG. 1;

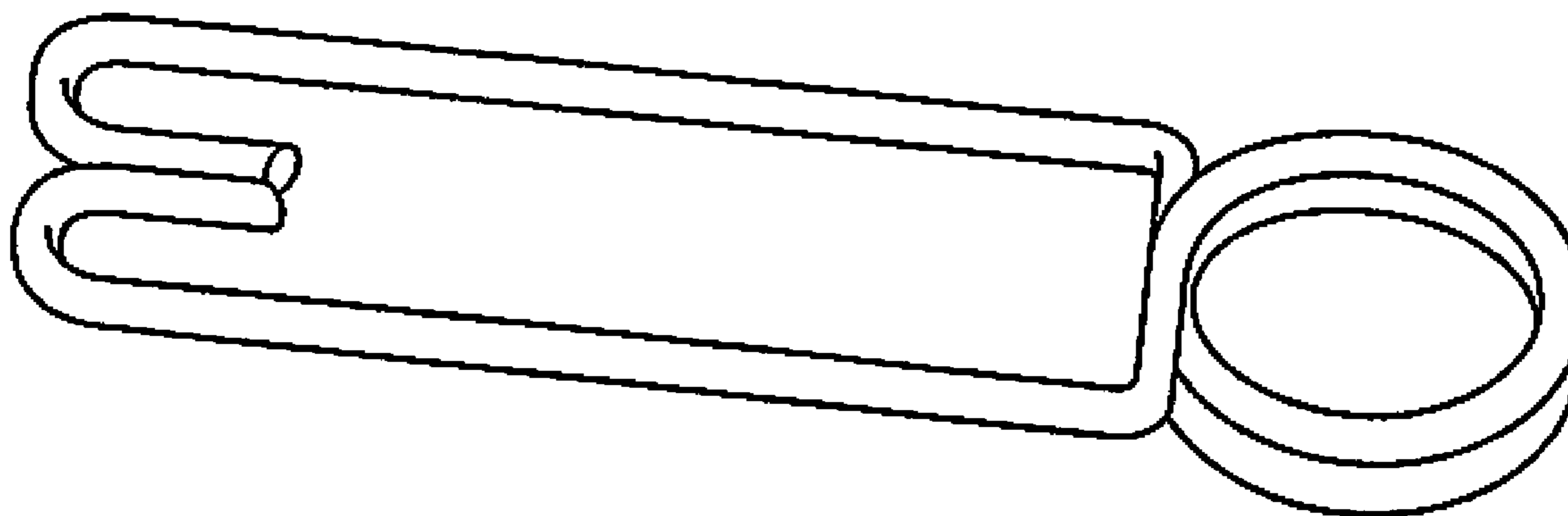
FIG. 4 is a left frontal view of FIGS. 1, 2 and 3;

FIG. 5 is a right frontal view of FIGS. 1, 2 and 3; and,

FIG. 6 is a reduced scale, environmental view of the present rope clip in use.

The broken lines showing a rope are for the purposes of illustrating environment and form no part of the claimed design.

1 Claim, 5 Drawing Sheets



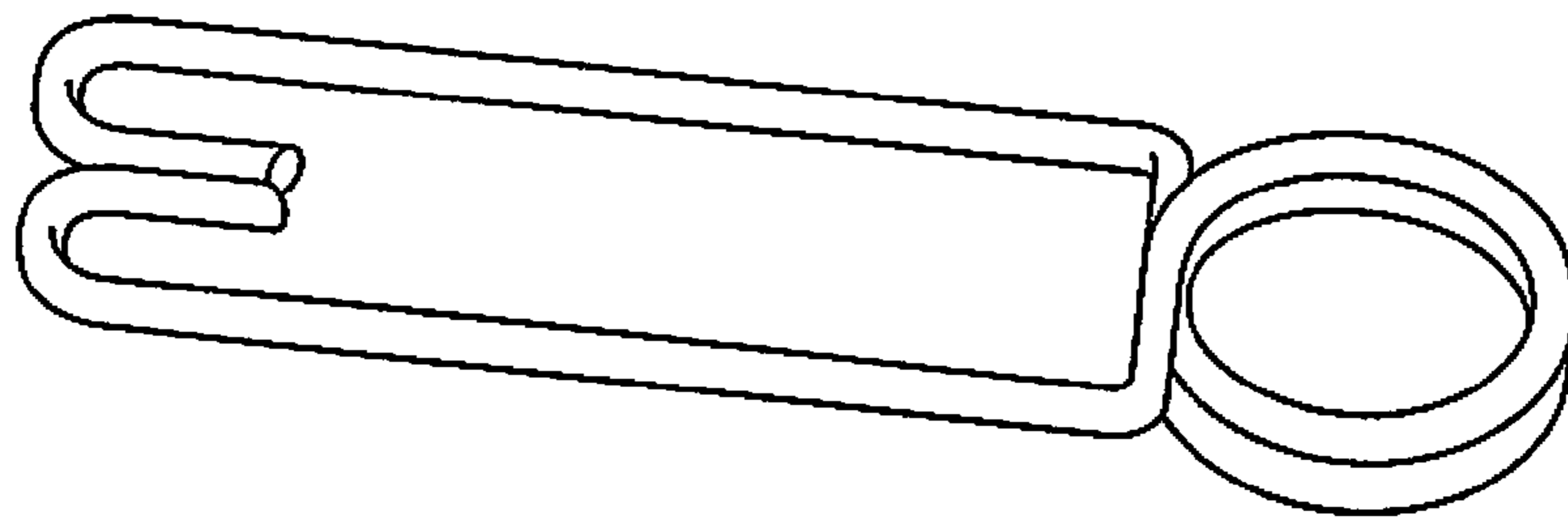


FIG. 1




FIG. 2




FIG. 3

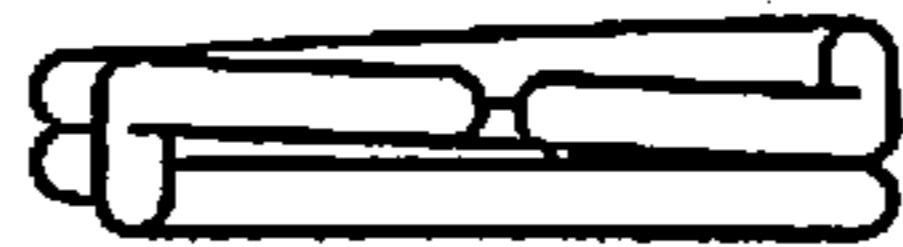


FIG. 4




FIG. 5

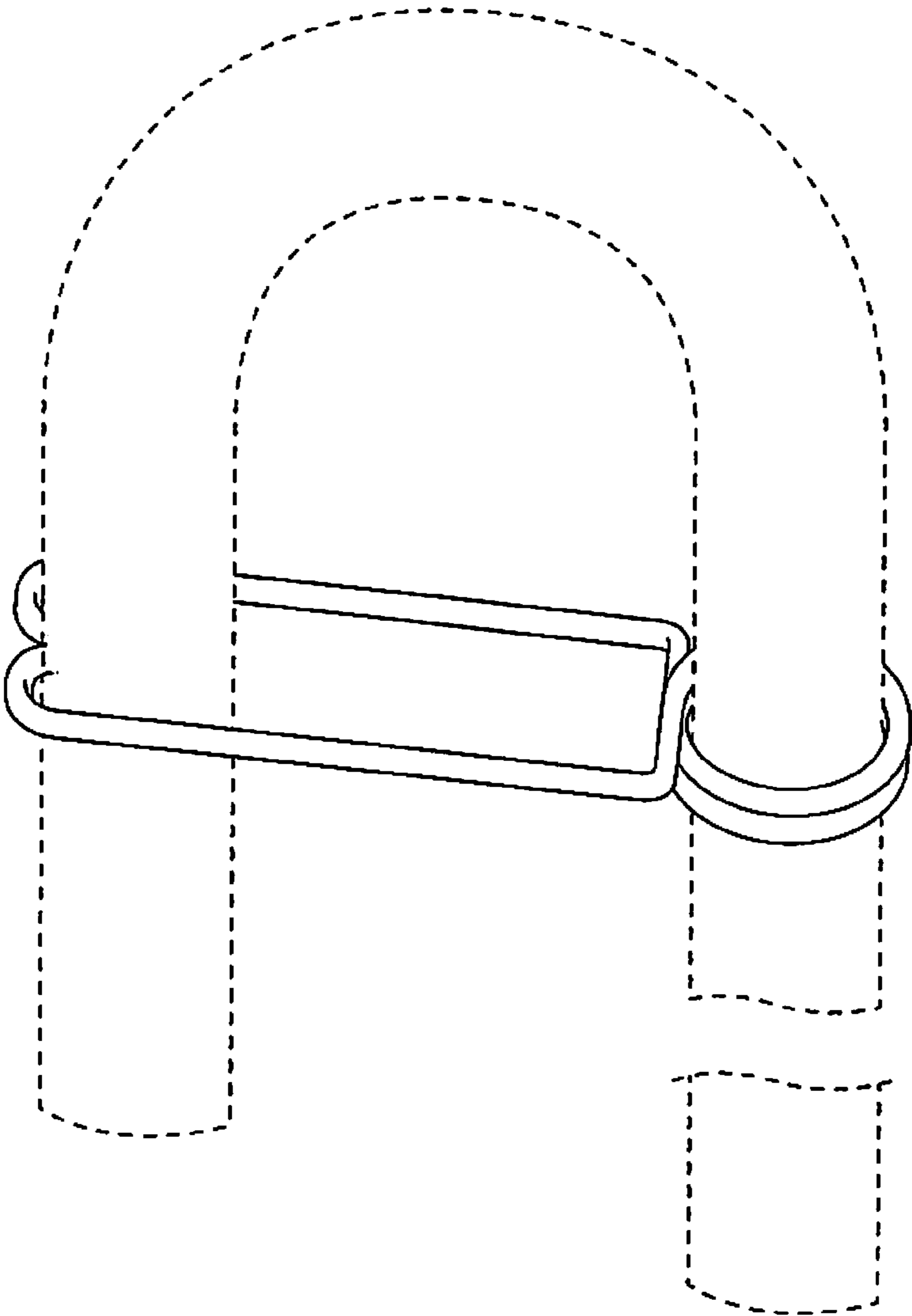


FIG. 6