



US00D661973S

(12) **United States Design Patent**
Han

(10) **Patent No.:** **US D661,973 S**
(45) **Date of Patent:** **** Jun. 19, 2012**

(54) **CABINET HANDLE**

(75) Inventor: **Kukjin Han**, High Point, NC (US)

(73) Assignee: **Hardware Resources, Inc.**, Bossier City, LA (US)

(**) Term: **14 Years**

(21) Appl. No.: **29/374,077**

(22) Filed: **Jun. 29, 2011**

(51) **LOC (9) Cl.** **08-06**

(52) **U.S. Cl.** **D8/317**

(58) **Field of Classification Search** D8/300,
D8/305, 315, 316, 317, 318, 319, 320, 401,
D8/DIG. 1; 16/110.1, 412; D7/393, 394;
D6/549, 550, 524, 533; D23/250, 254; D99/11;
292/336.3

See application file for complete search history.

(56) **References Cited**

U.S. PATENT DOCUMENTS

D189,236 S	*	11/1960	Kjellgren	D8/319
D189,526 S	*	1/1961	Clayton	D8/318
D196,036 S	*	8/1963	Louis	D8/319
D197,051 S	*	12/1963	Clayton	D8/318

D199,965 S	*	1/1965	Loeb	D8/319
D209,386 S	*	11/1967	Morgan	D8/318
D356,724 S	*	3/1995	Chieda	D8/305
D357,168 S	*	4/1995	Chieda	D8/315
D361,707 S	*	8/1995	Chieda	D8/305
D553,943 S	*	10/2007	Jou	D8/305
D562,105 S	*	2/2008	Mattson et al.	D8/305
D646,551 S	*	10/2011	Owens	D8/317

* cited by examiner

Primary Examiner — Paula Greene

(74) *Attorney, Agent, or Firm* — Schultz & Associates, P.C.

(57) **CLAIM**

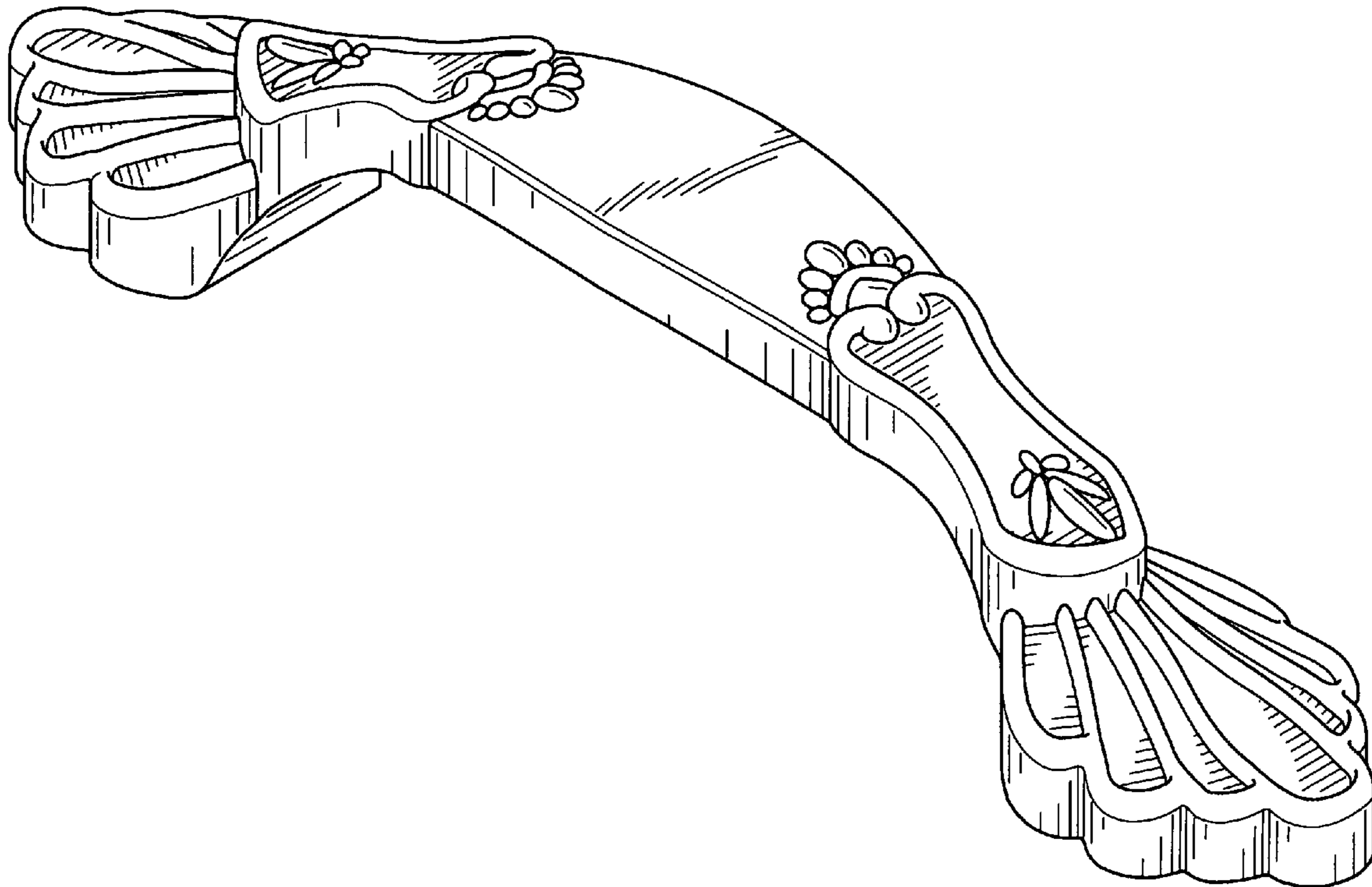
The ornamental design for a cabinet handle, as shown and described.

DESCRIPTION

FIG. 1 is a perspective view of a cabinet handle showing my new design;
FIG. 2 is a side elevation view thereof;
FIG. 3 is a side elevation view thereof;
FIG. 4 is a top plan view thereof; and,
FIG. 5 is a bottom plan view thereof.

The broken lines shown represent unclaimed subject matter and form no part of the claimed design.

1 Claim, 3 Drawing Sheets



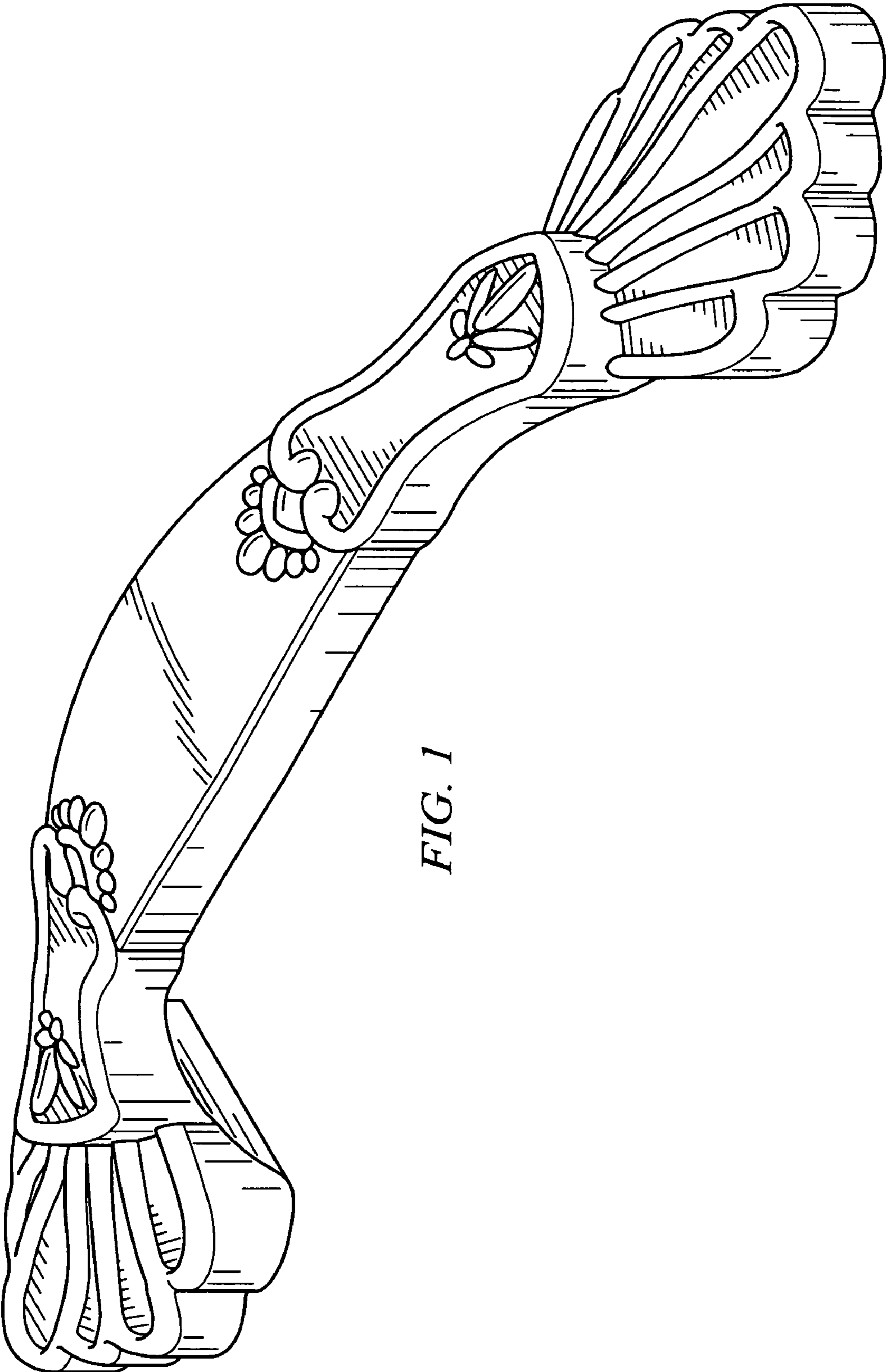


FIG. 1

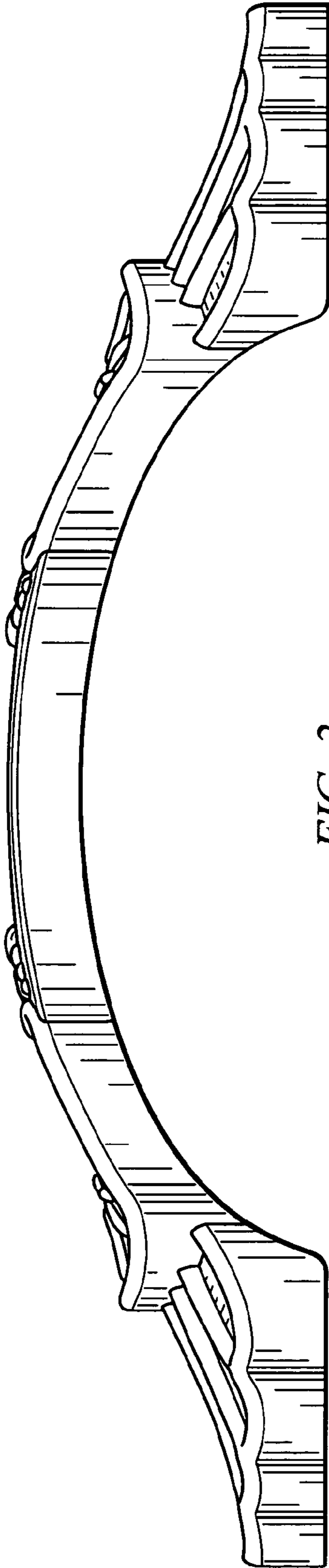


FIG. 2

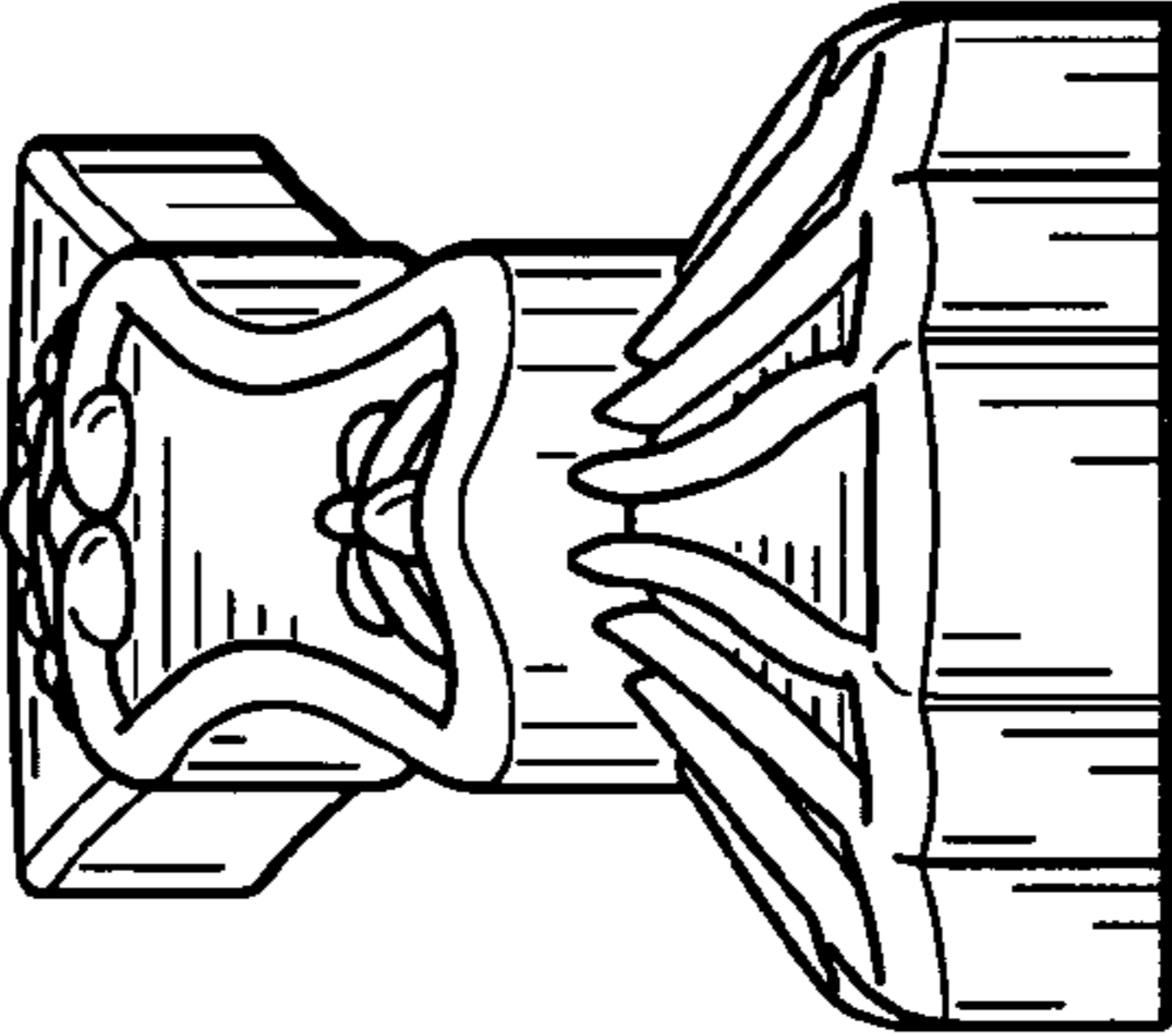


FIG. 3

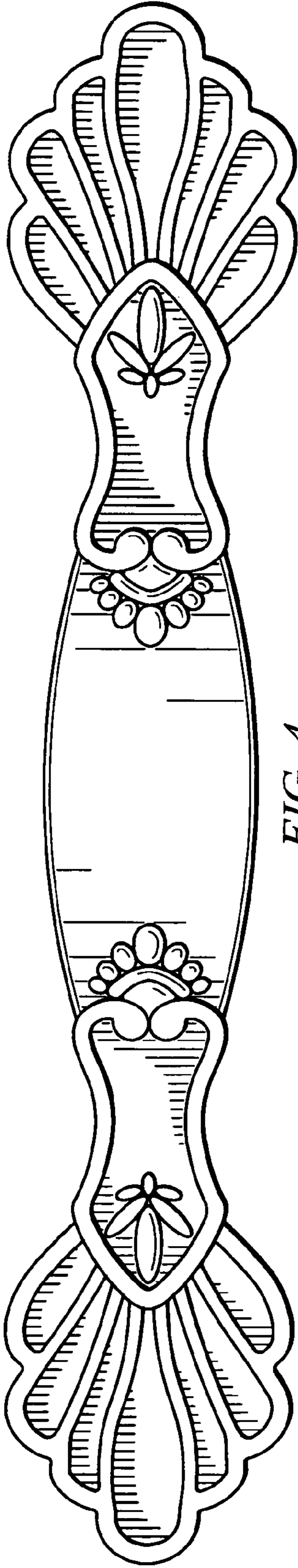


FIG. 4

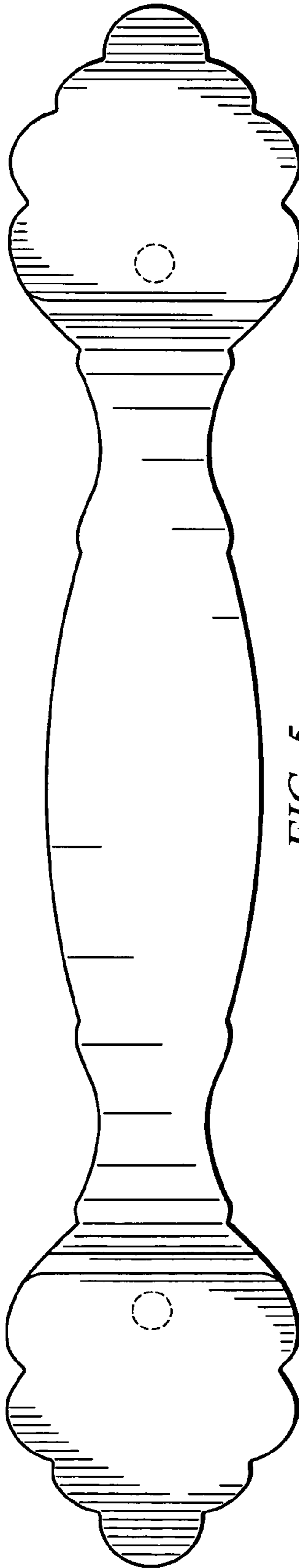


FIG. 5