



US00D661970S

(12) **United States Design Patent**
Han

(10) **Patent No.:** **US D661,970 S**
(45) **Date of Patent:** **** Jun. 19, 2012**

(54) **CABINET HANDLE**

(75) Inventor: **Kukjin Han**, High Point, NC (US)

(73) Assignee: **Hardware Resources, Inc.**, Bossier City, LA (US)

(**) Term: **14 Years**

(21) Appl. No.: **29/374,070**

(22) Filed: **Jun. 29, 2011**

(51) **LOC (9) Cl.** **08-06**

(52) **U.S. Cl.** **D8/316**

(58) **Field of Classification Search** D8/300,
D8/305, 315, 316, 317, 318, 319, 320, DIG. 5;
D6/549; D7/394; 16/412, 415, 416, 424;
D99/15; D3/232, 240; 292/336.3
See application file for complete search history.

(56) **References Cited**

U.S. PATENT DOCUMENTS

D175,751 S *	10/1955	Aleks	D8/317
D208,691 S *	9/1967	Morgan	D8/317
D246,695 S *	12/1977	Clayton	D8/319
D267,774 S *	2/1983	Pittenger	D8/317
D297,505 S *	9/1988	Mosch	D8/317

D326,993 S *	6/1992	Clayton	D8/318
D343,108 S *	1/1994	Fulton	D8/315
D361,495 S *	8/1995	Warshawsky	D8/316
D424,402 S *	5/2000	Caugh et al.	D8/317
D450,999 S *	11/2001	Dewald et al.	D8/317
D590,693 S *	4/2009	Bertani	D8/315
D629,667 S *	12/2010	Koskela	D8/315
D642,446 S *	8/2011	Roe et al.	D8/320

* cited by examiner

Primary Examiner — Paula Greene

(74) *Attorney, Agent, or Firm* — Schultz & Associates, P.C.

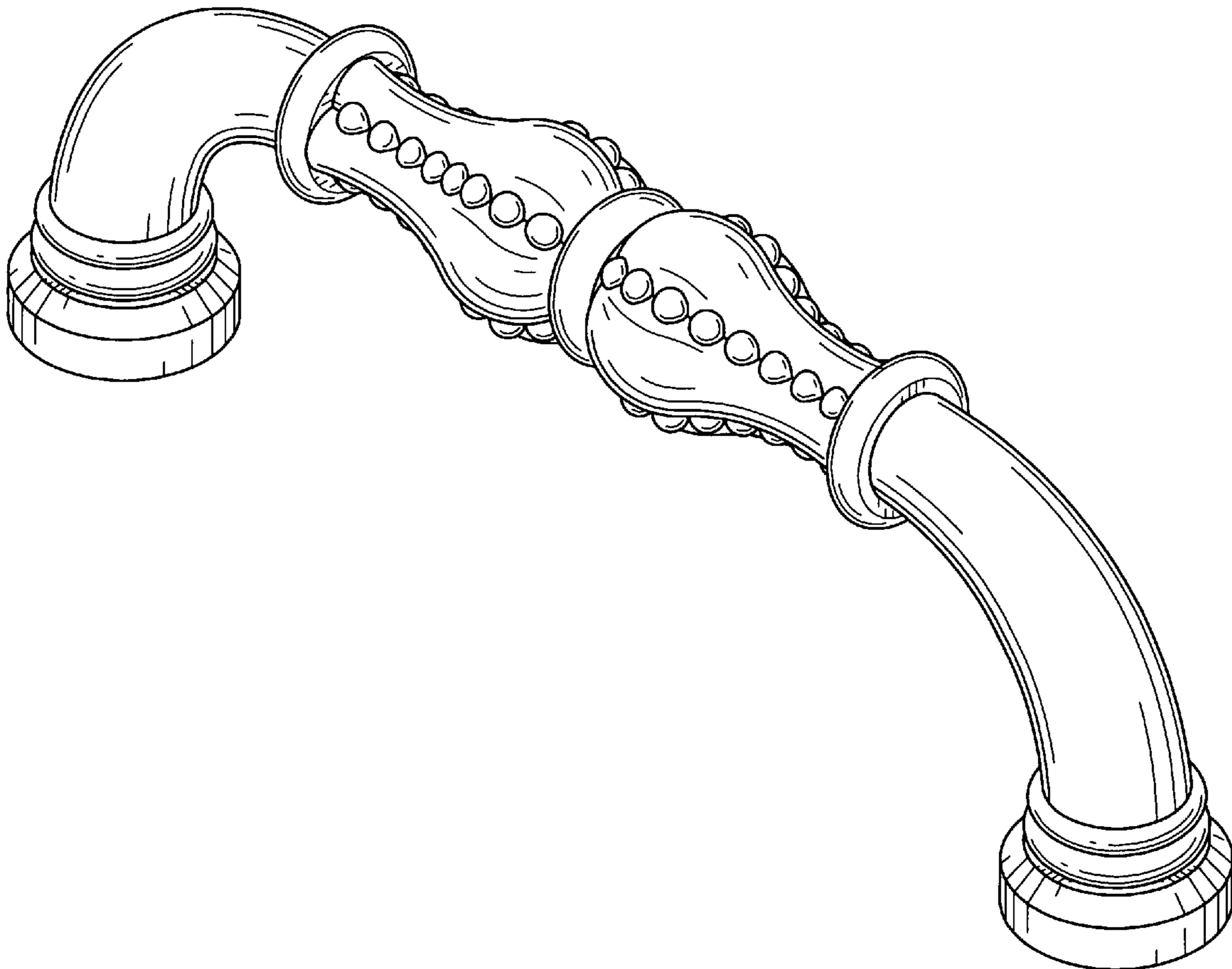
(57) **CLAIM**

The ornamental design for a cabinet handle, as shown and described.

DESCRIPTION

FIG. 1 is a perspective view of a cabinet handle showing my new design;
FIG. 2 is a side elevation view thereof;
FIG. 3 is a side elevation view thereof;
FIG. 4 is a top plan view thereof; and,
FIG. 5 is a bottom plan view thereof.
The broken lines shown represent unclaimed subject matter and form no part of the claimed design.

1 Claim, 3 Drawing Sheets



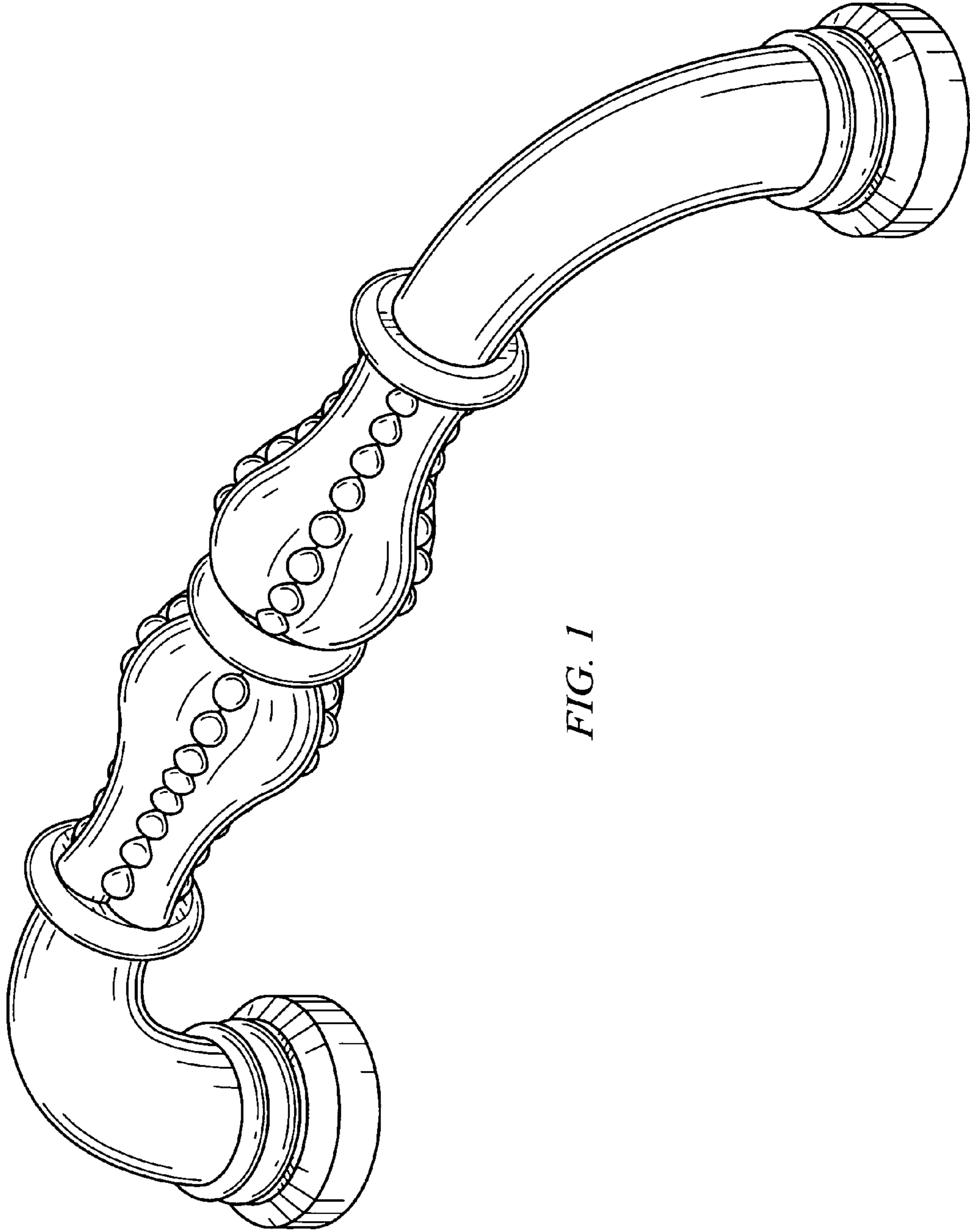


FIG. 1

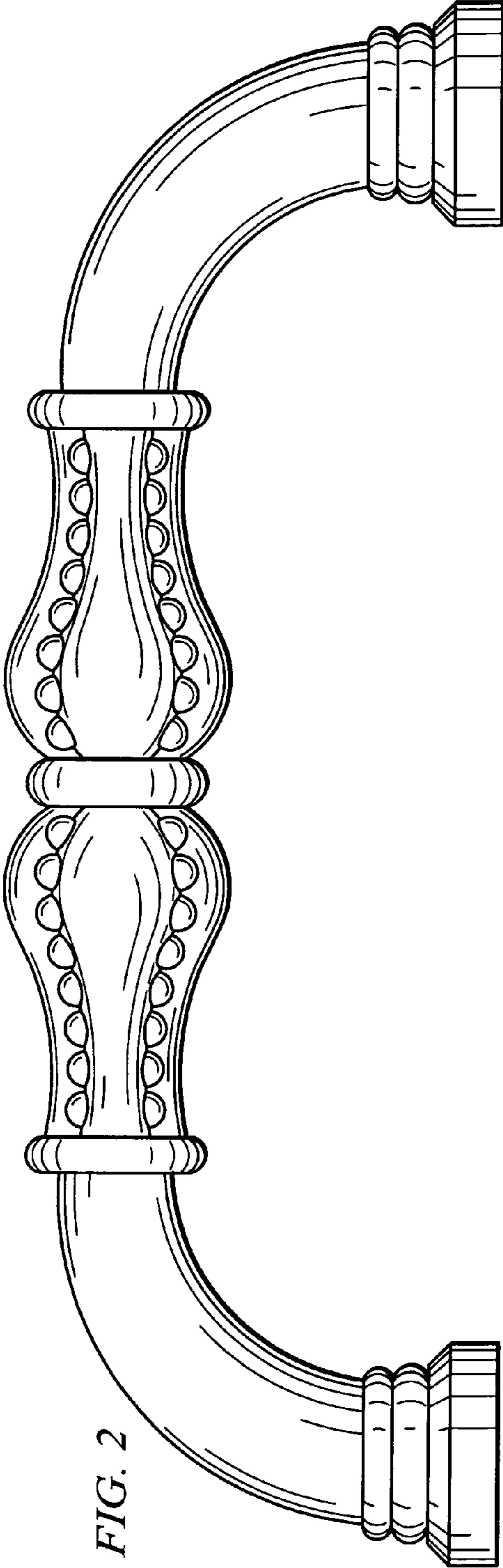


FIG. 2

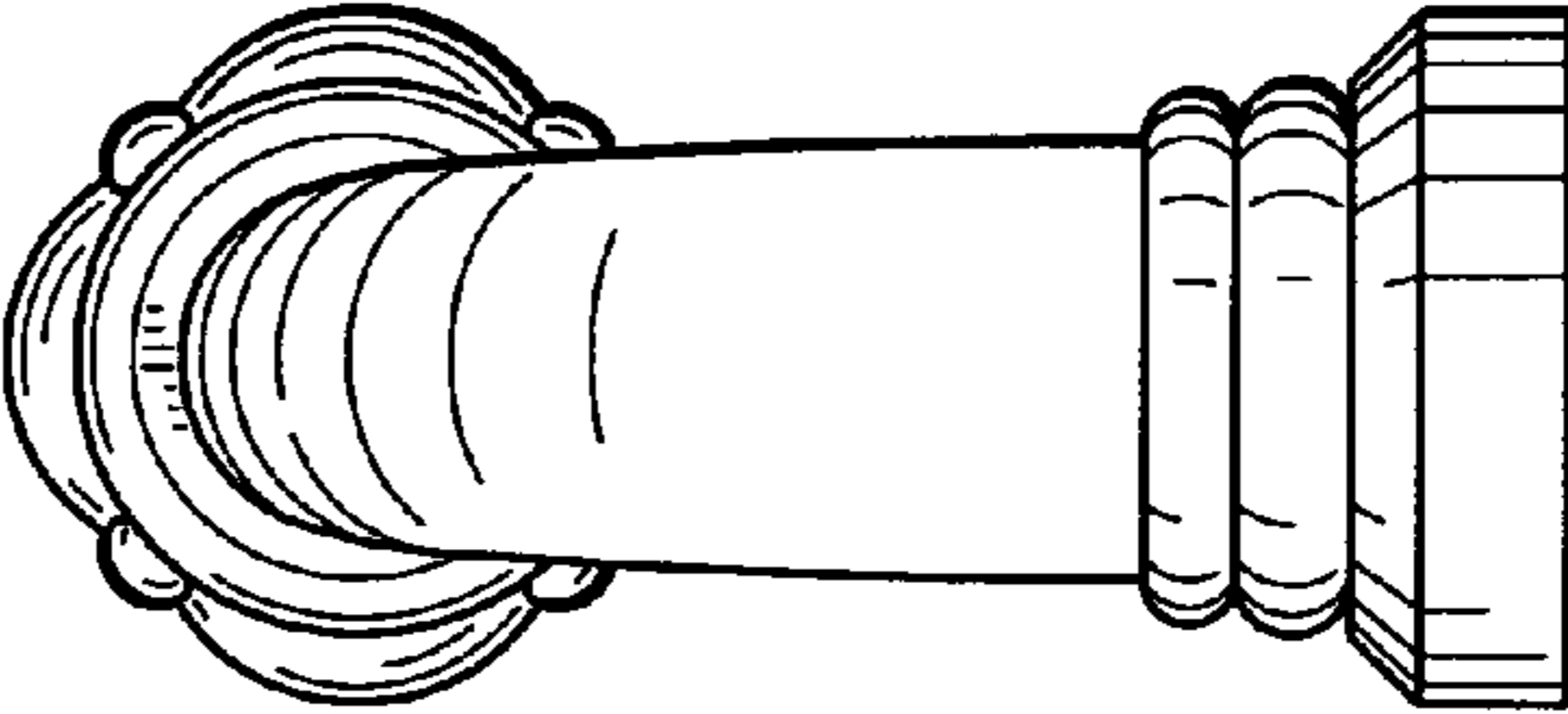


FIG. 3




FIG. 4




FIG. 5