



US00D661948S

(12) **United States Design Patent**
Bangert

(10) **Patent No.:** **US D661,948 S**
(45) **Date of Patent:** **** Jun. 19, 2012**

(54) **COFFEE CUP**

(76) Inventor: **Mitchell Bangert**, Golden, CO (US)

(**) Term: **14 Years**

(21) Appl. No.: **29/389,378**

(22) Filed: **Apr. 11, 2011**

(51) **LOC (9) Cl.** **07-01**

(52) **U.S. Cl.** **D7/535; D7/536**

(58) **Field of Classification Search** D7/323,
D7/509, 536, 533, 524, 537, 584, 535; 220/716,
220/703, 710, 592.16; 215/377

See application file for complete search history.

(56) **References Cited**

U.S. PATENT DOCUMENTS

D31,178 S	7/1899	Meinecke	
D31,230 S	7/1899	Hogan	
D100,852 S *	8/1936	Cowan	D7/536
D144,905 S *	6/1946	Cameron	D7/535
2,671,326 A	3/1954	Pickering	
D182,921 S	5/1958	Rafalow	
D184,518 S *	3/1959	Folbey	D7/536
D192,174 S *	2/1962	Trombly	D7/536
D214,578 S *	7/1969	Yutsey	D7/537
D224,623 S *	8/1972	Ketcham et al.	D7/536
D246,494 S *	11/1977	Jensen	D7/535
D249,110 S	8/1978	Newmark	
4,497,940 A	2/1985	Bacon, Jr.	
D305,193 S *	12/1989	Sajadieh	D7/509
5,323,928 A *	6/1994	Stevens	220/703
D379,739 S	6/1997	Song	
D406,985 S *	3/1999	Trombly	D7/536
5,899,354 A	5/1999	Garcia	
D426,430 S *	6/2000	Verherbrugghen et al.	D7/691
D434,943 S *	12/2000	Price	D7/509
6,189,715 B1	2/2001	Dubois	
D444,674 S *	7/2001	Allen	D7/514
D445,001 S	7/2001	Lin	

D456,211 S	4/2002	Price	
D464,231 S	10/2002	Crowley	
6,502,712 B1	1/2003	Weber-Unger	
D475,244 S *	6/2003	Trombly	D7/536
D480,603 S *	10/2003	Joss et al.	D7/535
D488,028 S *	4/2004	Janky et al.	D7/536
D495,186 S *	8/2004	Poupel et al.	D7/300.1
D499,609 S *	12/2004	Bodum	D7/536
D507,153 S *	7/2005	Trombly	D7/536
6,979,120 B1	12/2005	Wolfe	
7,090,116 B2	8/2006	Cutler	
7,182,216 B2	2/2007	Reinoso	
D540,620 S *	4/2007	Bushkovsky	D7/509
D540,623 S *	4/2007	Schreiber-Pethan et al.	D7/584

(Continued)

FOREIGN PATENT DOCUMENTS

CN ZL200820152056.9 5/2009

(Continued)

Primary Examiner — Marianne Pandozzi

(74) *Attorney, Agent, or Firm* — Bay Area Technology Law Group PC

(57) **CLAIM**

The ornamental design for a coffee cup, as shown and described.

DESCRIPTION

FIG. 1 is a perspective view of a coffee cup showing my new design;

FIG. 2 is a rear view of FIG. 1;

FIG. 3 is a front view of FIG. 1;


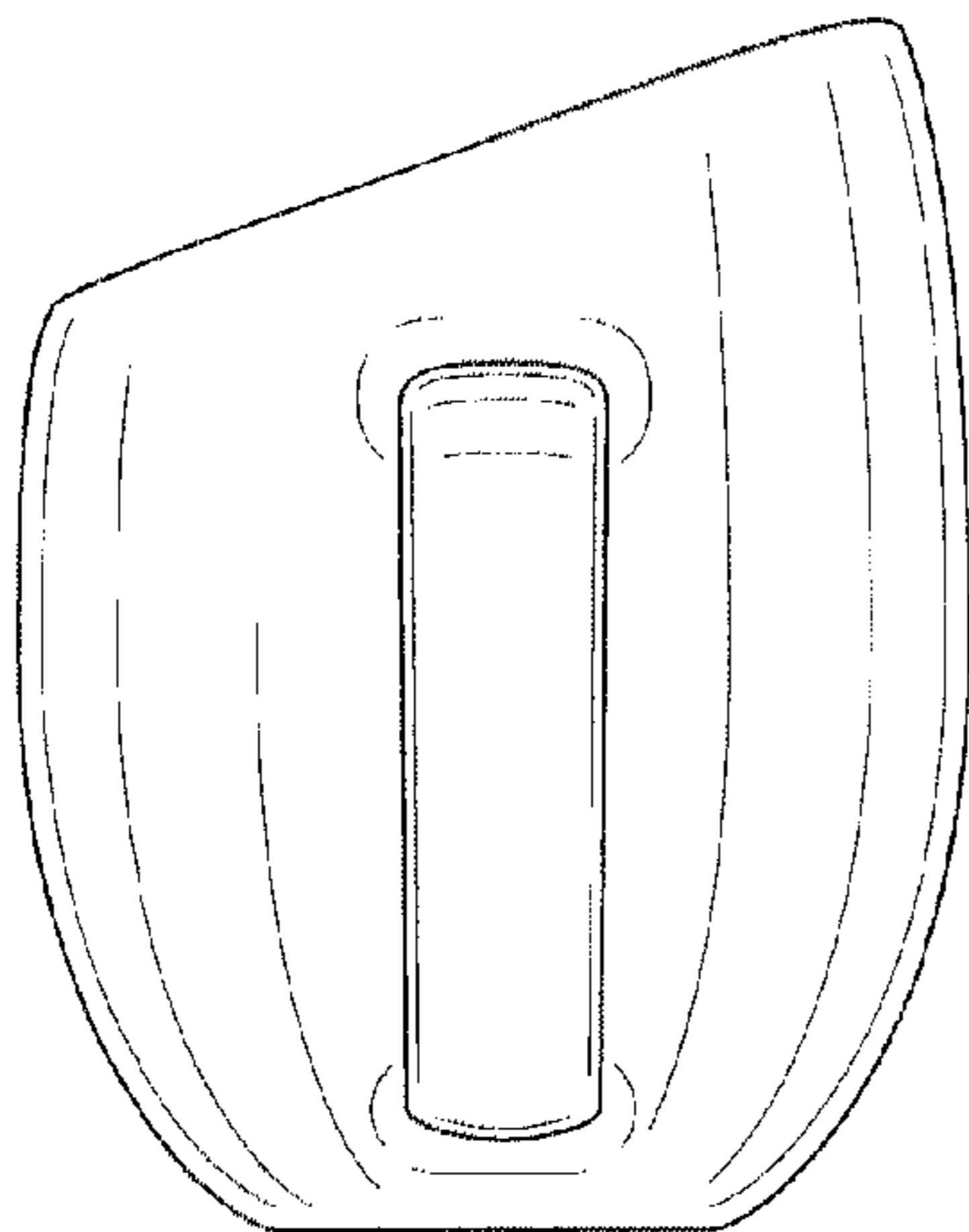
FIG. 4 is a left side view of FIG. 1;

FIG. 5 is a right side view of FIG. 1;

FIG. 6 is a top plan view of FIG. 1; and,

FIG. 7 is a bottom plan view of FIG. 1.

1 Claim, 2 Drawing Sheets



US D661,948 S

Page 2

U.S. PATENT DOCUMENTS

D543,074 S 5/2007 Luft
D548,014 S * 8/2007 Kell D7/584
D552,931 S * 10/2007 Bodum D7/536
D557,563 S * 12/2007 Bodum D7/536
D557,986 S * 12/2007 Dorst D7/536
D560,972 S * 2/2008 Sung D7/536
D564,844 S * 3/2008 Schreiber-Pethan et al. .. D7/586
D586,620 S * 2/2009 Sands D7/507
D595,541 S * 7/2009 Haas D7/536
D597,378 S * 8/2009 Poindexter et al. D7/536
D613,121 S * 4/2010 Luft D7/533
D629,243 S 12/2010 Meyl et al.
D643,250 S * 8/2011 Ziv D7/536

D646,122 S * 10/2011 Burns D7/505
2002/0070225 A1 6/2002 Bergeron
2005/0121456 A1 6/2005 Cutler et al.
2005/0242102 A1 11/2005 Groppo
2007/0062961 A1 3/2007 Rigas
2008/0083766 A1 4/2008 De Rosa
2010/0224642 A1 9/2010 Beeson

FOREIGN PATENT DOCUMENTS

CN ZL201020001461.8 9/2010
CN ZL200920351250.4 10/2010
FR 2648340 12/1990
FR 2684534 6/1993

* cited by examiner




FIG. 1

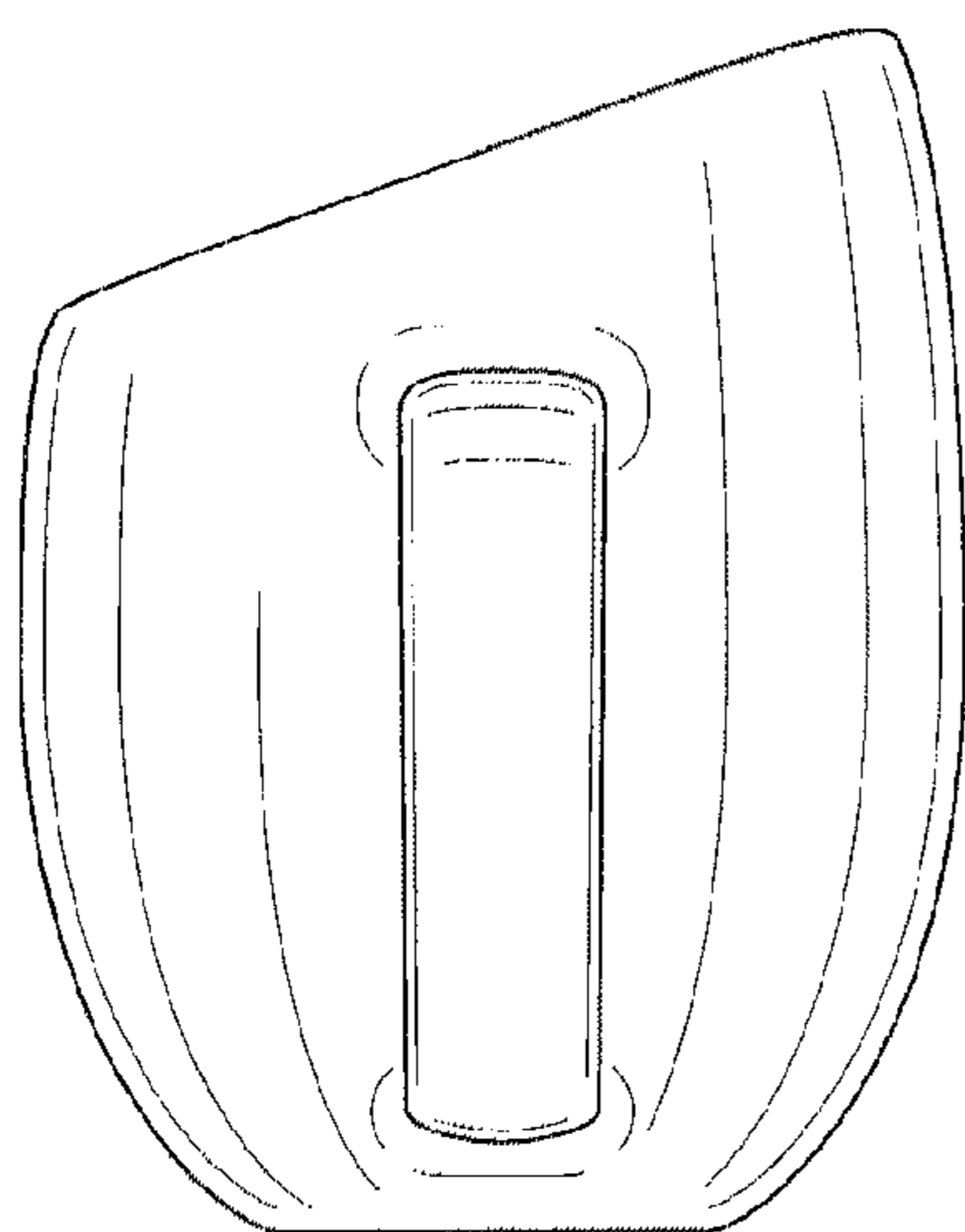


FIG. 2

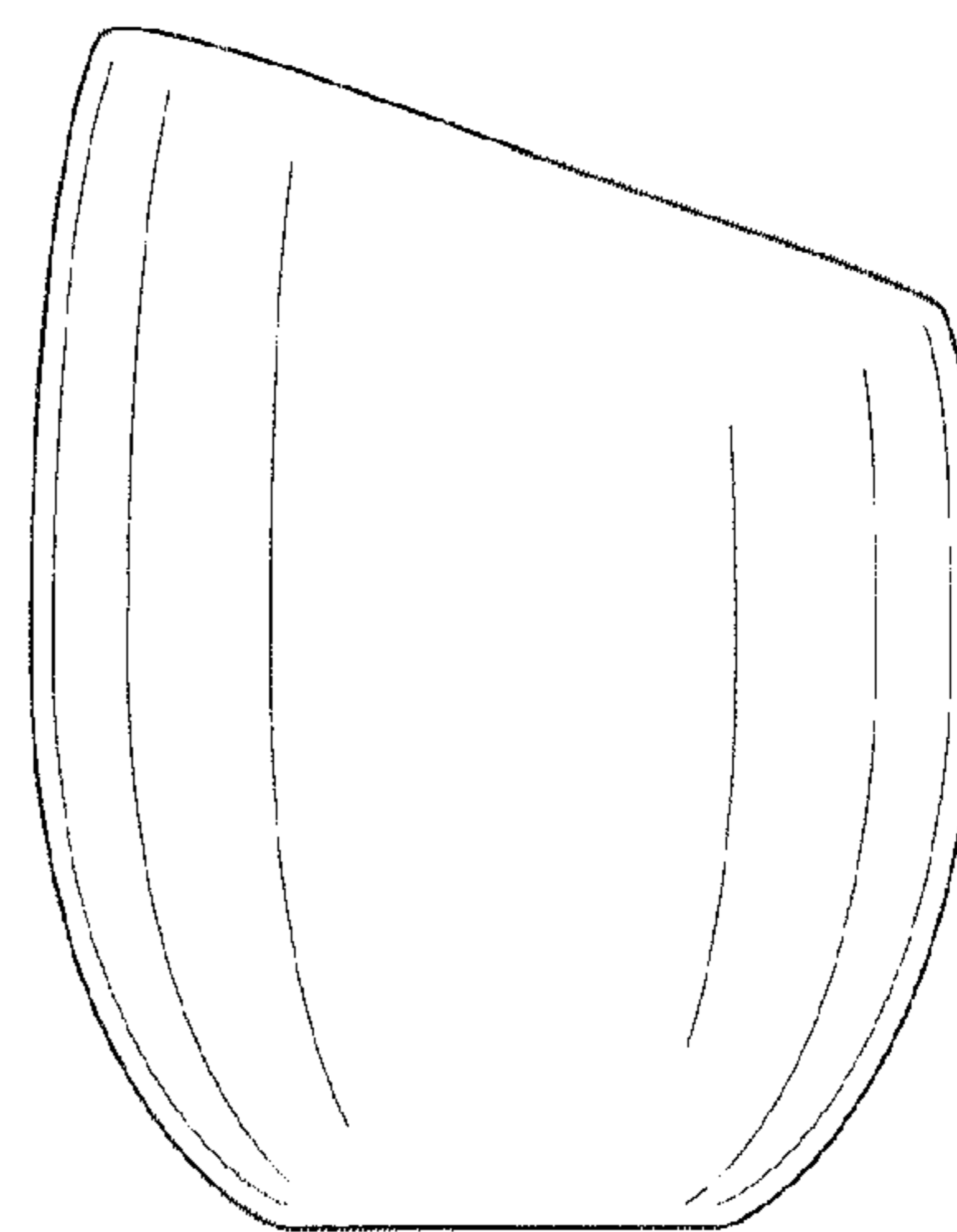


FIG. 3




FIG. 4




FIG. 5

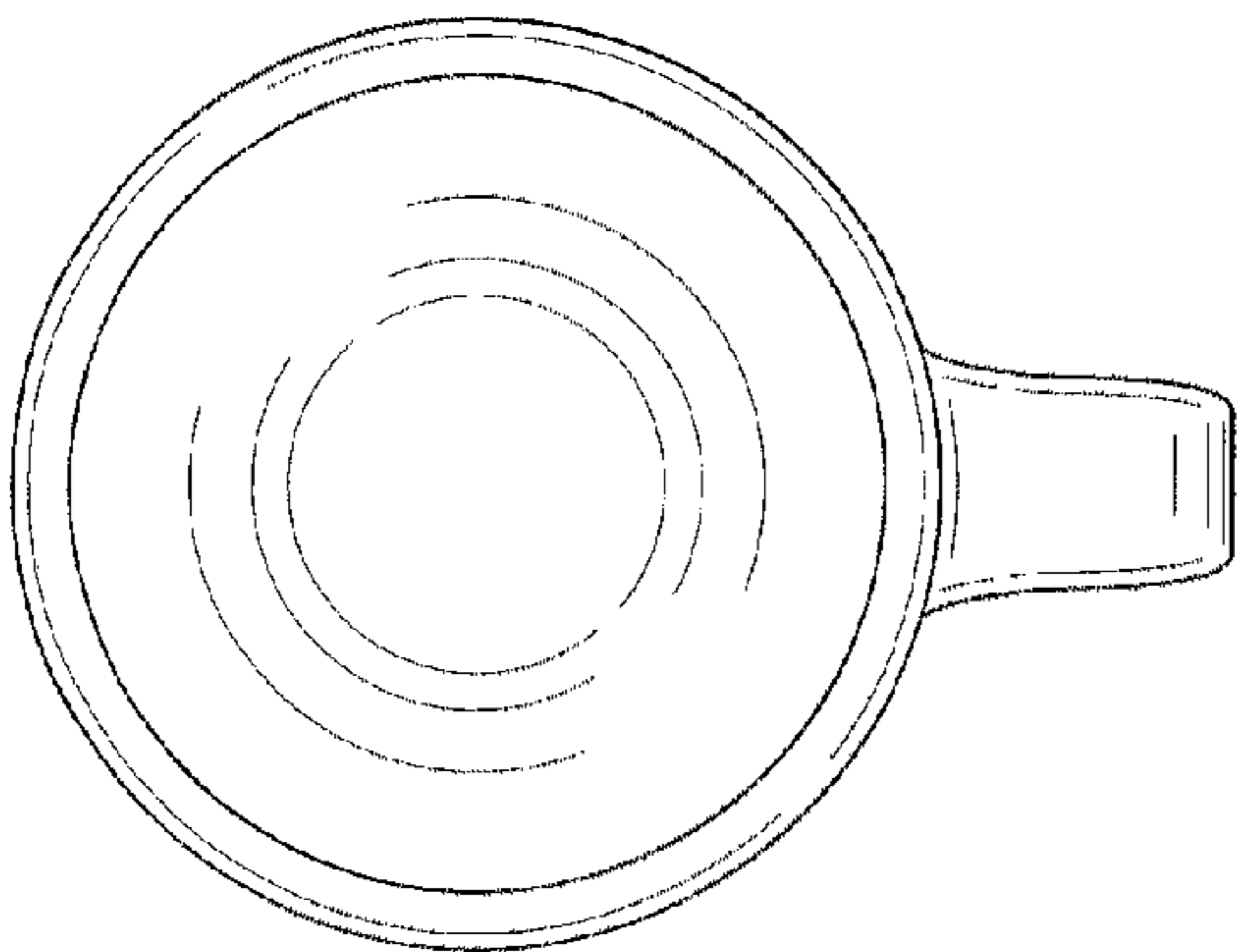


FIG. 6

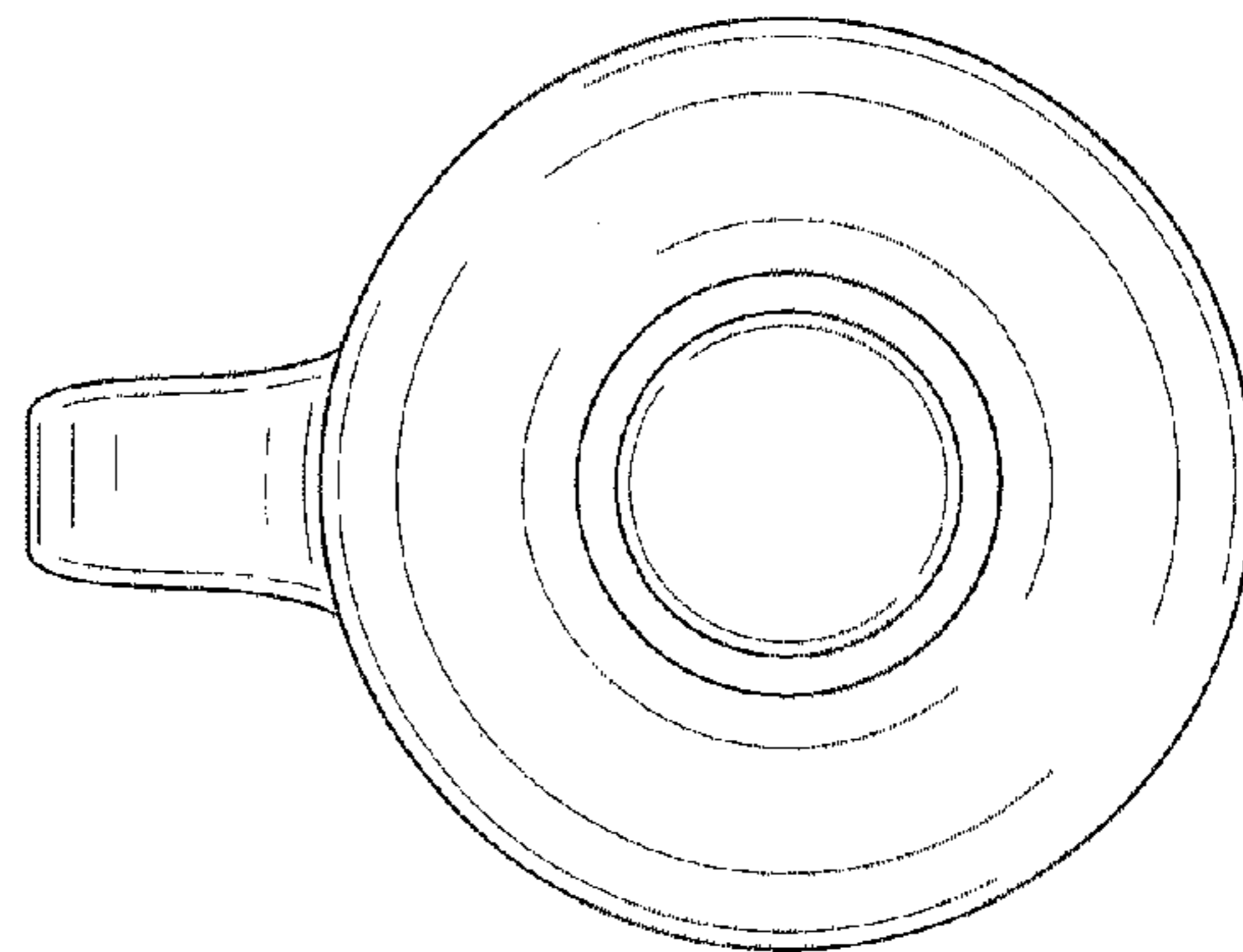


FIG. 7