

US00D661946S

(12) **United States Design Patent**
Bogani

(10) **Patent No.:** **US D661,946 S**
(45) **Date of Patent:** **** Jun. 19, 2012**

(54) **PAN HANDLE**
(75) Inventor: **Giuseppe Bogani**, Rovellasca (IT)
(73) Assignee: **GBB SRL**, Lazzate (MB) (IT)
(**) Term: **14 Years**
(21) Appl. No.: **29/371,656**
(22) Filed: **Jun. 24, 2011**

(30) **Foreign Application Priority Data**
Dec. 28, 2010 (EM) 001799313-0001/0005
(51) **LOC (9) Cl.** **07-02**
(52) **U.S. Cl.** **D7/395**
(58) **Field of Classification Search** D7/354–361,
D7/393–395; D8/107, 307, 300; D4/138,
D4/129; 16/430, 431, 110.1, 407; 220/573.1–573.5,
220/752, 753, 755, 756, 759, 771, 912
See application file for complete search history.

(56) **References Cited**
U.S. PATENT DOCUMENTS
D200,489 S * 3/1965 Munson D7/395
D384,243 S * 9/1997 Nicollet D7/395

D490,270 S * 5/2004 Pippel et al. D7/395
D498,117 S * 11/2004 Lorthioir D7/395
D530,149 S * 10/2006 Mashburn D7/395
D561,525 S * 2/2008 Dall’Asta D7/395
D578,825 S * 10/2008 Bogani D7/393
D613,992 S * 4/2010 Seo D7/395
D629,647 S * 12/2010 Munari D7/395

* cited by examiner

Primary Examiner — Cynthia M Chin
(74) *Attorney, Agent, or Firm* — Jacobson Holman PLLC

(57) **CLAIM**
The ornamental design for a pan handle, as shown and described.

DESCRIPTION

FIG. 1 is a perspective view showing my new design for a pan handle,
FIG. 2 is a bottom perspective view thereof,
FIG. 3 is a left side view thereof,
FIG. 4 is a right side view thereof,
FIG. 5 is a top view thereof,
FIG. 6 is a bottom view thereof,
FIG. 7 is a front view thereof; and,
FIG. 8 is a rear view thereof.

1 Claim, 5 Drawing Sheets

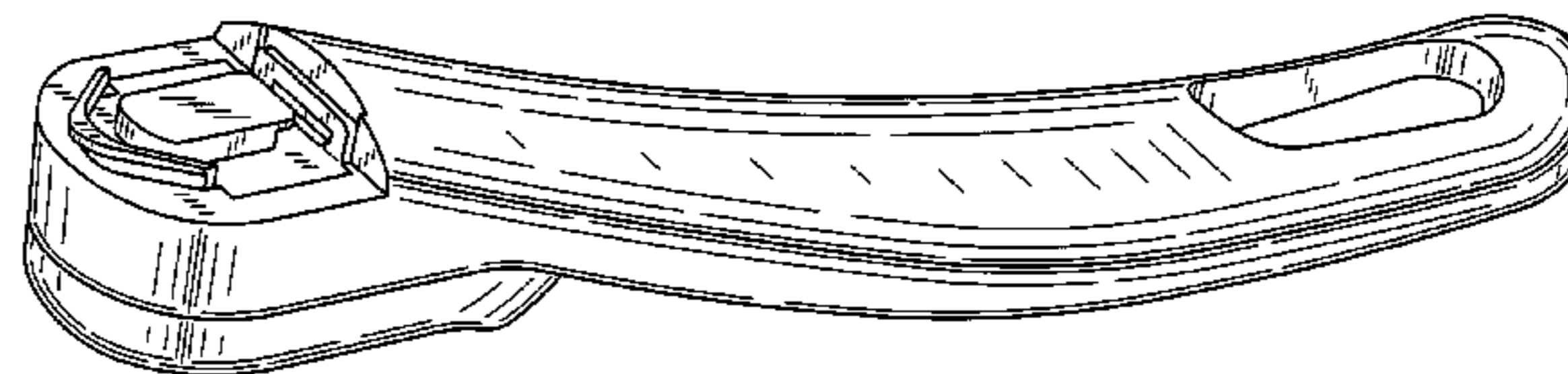
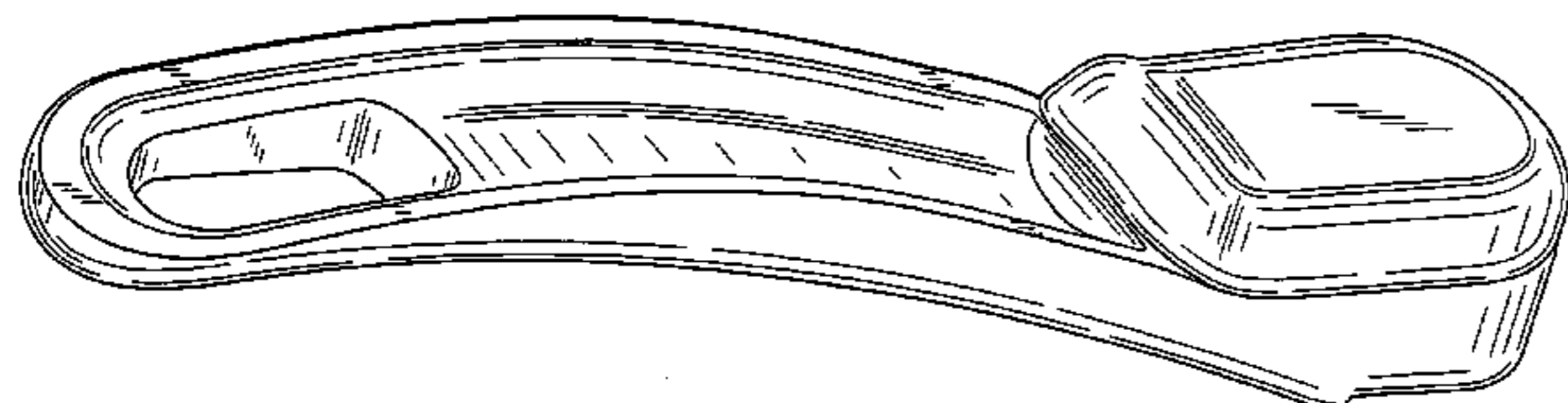


FIG. 1

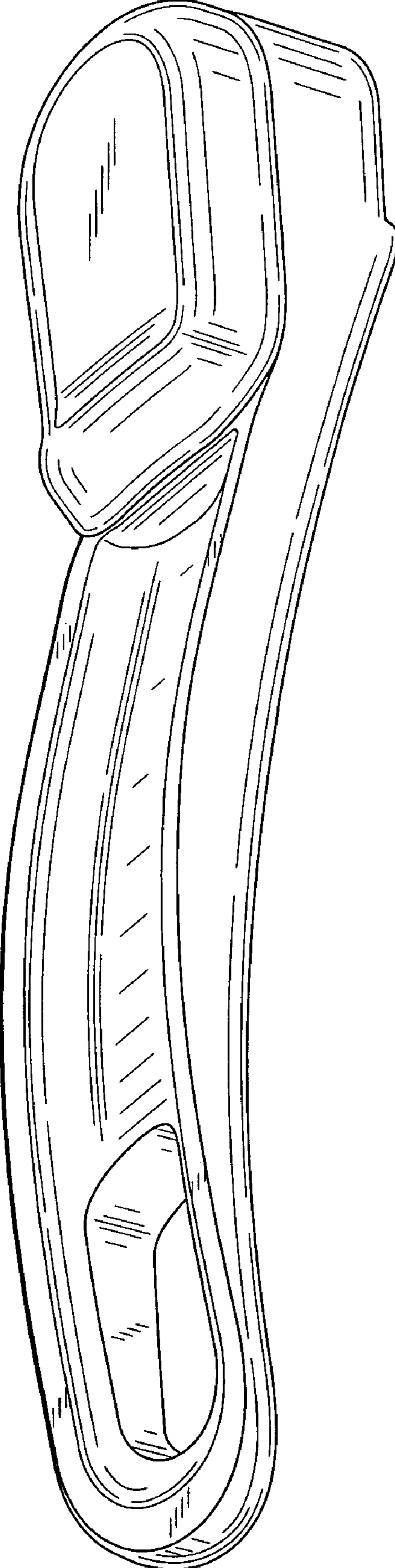


FIG. 2

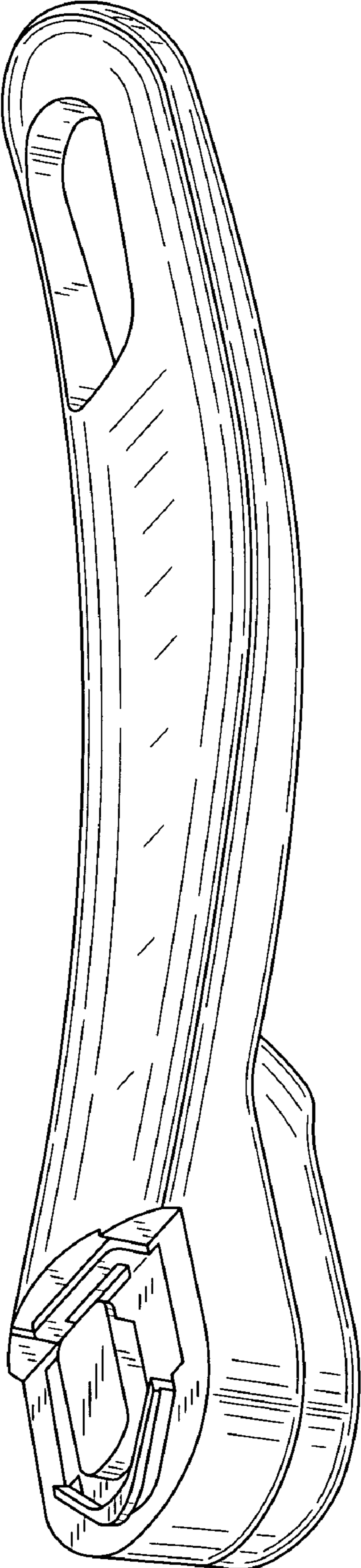


FIG. 3




FIG. 4

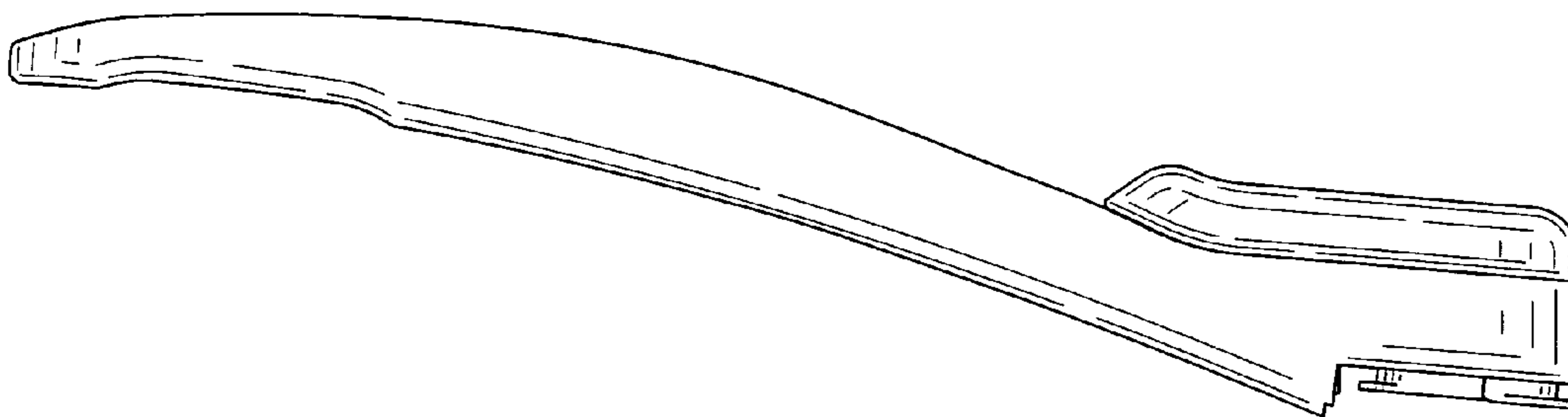


FIG. 5

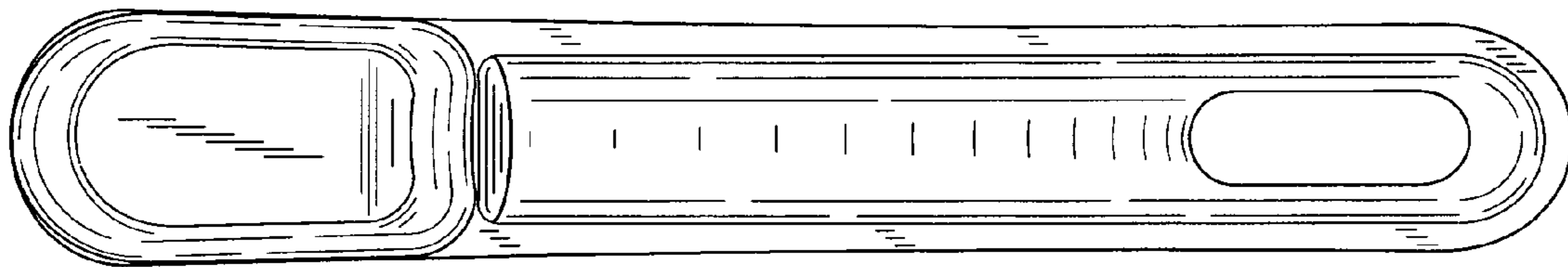


FIG. 6




FIG. 7




FIG. 8

