

US00D661925S

(12) **United States Design Patent**  
**DeFranks et al.**

(10) **Patent No.:** **US D661,925 S**  
(45) **Date of Patent:** **\*\* Jun. 19, 2012**

(54) **COIL SPRING**

(75) Inventors: **Michael S. DeFranks**, Decatur, GA (US); **Rahul Kirtikar**, Atlanta, GA (US); **Michael Golin**, Atlanta, GA (US); **David Brooks**, Lawrenceville, GA (US)

(73) Assignee: **Dreamwell, Ltd.**, Las Vegas, NV (US)

(\*\*) Term: **14 Years**

(21) Appl. No.: **29/378,788**

(22) Filed: **Nov. 9, 2010**

(51) **LOC (9) Cl.** ..... **06-06**

(52) **U.S. Cl.** ..... **D6/504**

(58) **Field of Classification Search** ..... D6/503,  
D6/504; 5/716, 246, 248, 256; 267/91  
See application file for complete search history.

(56) **References Cited**

U.S. PATENT DOCUMENTS

1,963,053 A \* 6/1934 Powers ..... 5/256  
D109,730 S \* 5/1938 Powers ..... D6/504

7,178,187 B2 \* 2/2007 Barman et al. .... 5/716  
7,404,223 B2 \* 7/2008 Manuszak et al. .... 5/716  
2006/0042016 A1 \* 3/2006 Barman et al. .... 5/716

\* cited by examiner

*Primary Examiner* — Janice Seeger

(74) *Attorney, Agent, or Firm* — Cantor Colburn LLP

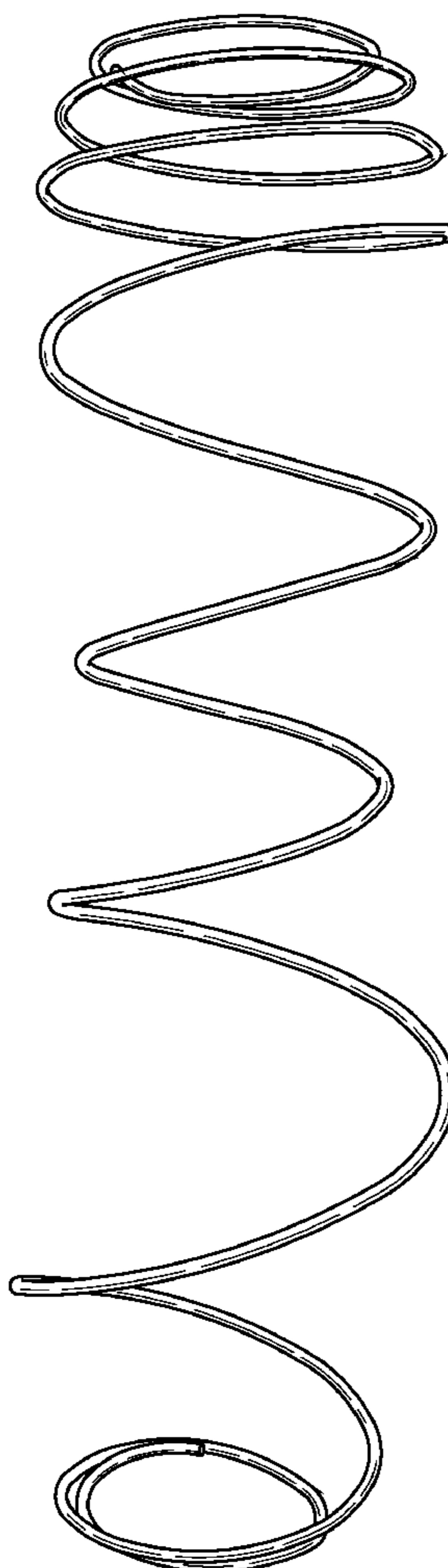
(57) **CLAIM**


The ornamental design for a coil spring, as shown and described.

**DESCRIPTION**

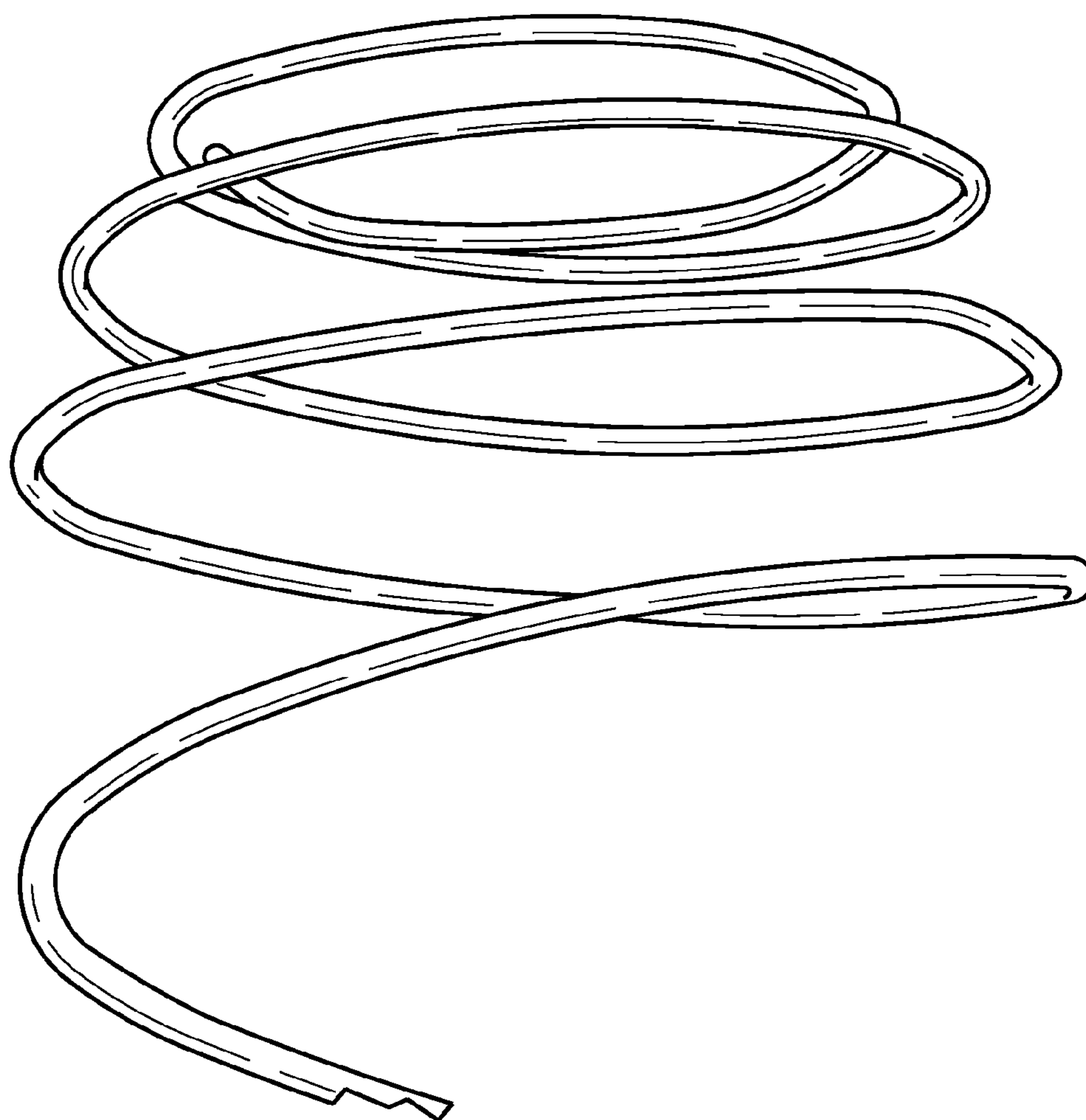
FIG. 1 is a perspective view of a coil spring, showing our new design;  
FIG. 2 is an enlarged fragmentary view, showing the top portion of the coil spring;  
FIG. 3 is an enlarged fragmentary view, showing the middle portion of the coil spring; and,  
FIG. 4 is an enlarged fragmentary view, showing the bottom portion of the coil spring.

**1 Claim, 4 Drawing Sheets**

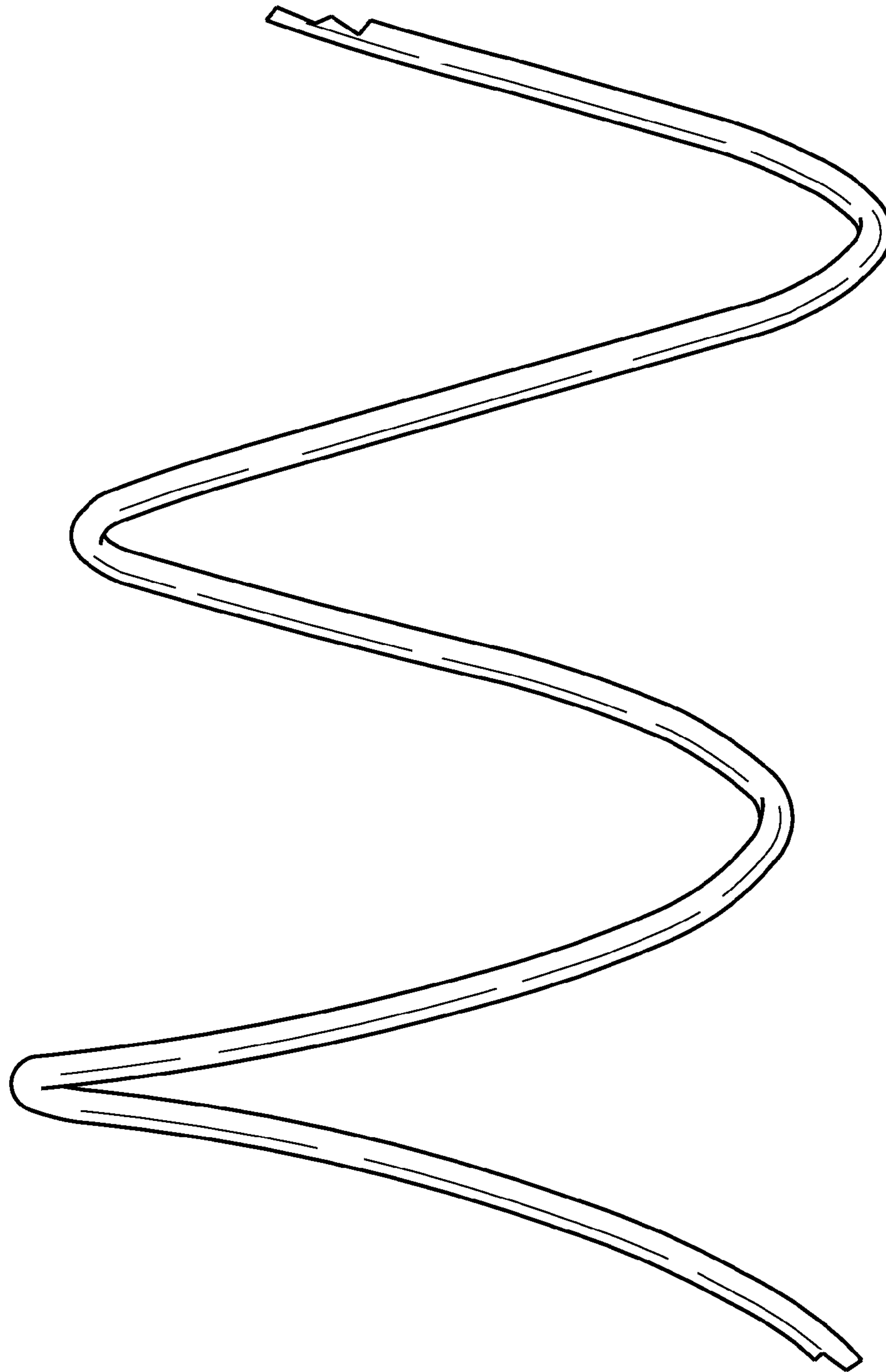




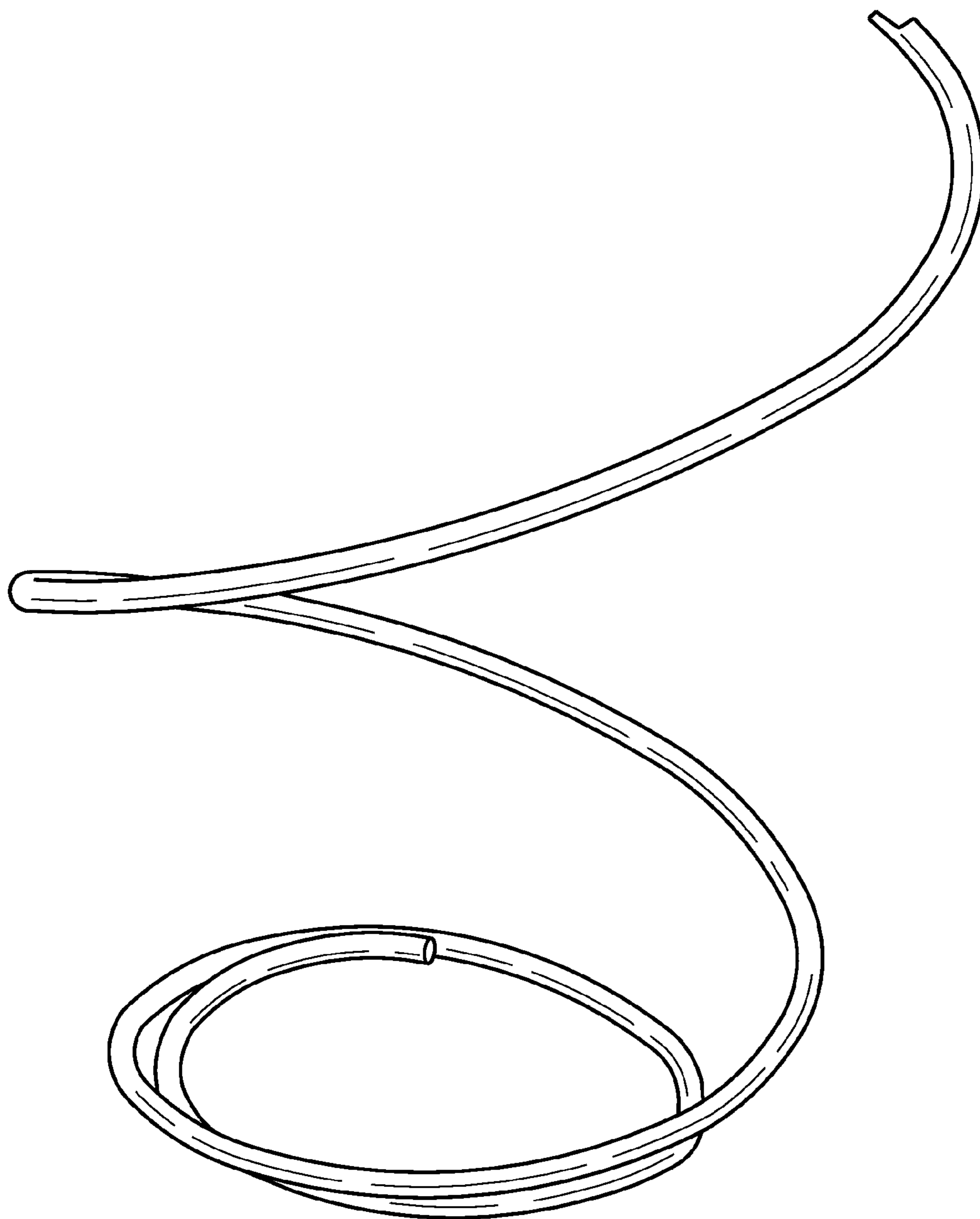
*Fig. 1*



*Fig. 2*



*Fig. 3*



*Fig. 4*