



US00D661911S

(12) **United States Design Patent**
Kacines

(10) **Patent No.:** **US D661,911 S**
(45) **Date of Patent:** **** Jun. 19, 2012**

(54) **CANDY CANE STOCKING HANGER**

(76) Inventor: **Jeffery J. Kacines**, Allen, TX (US)

(**) Term: **14 Years**

(21) Appl. No.: **29/395,419**

(22) Filed: **Jan. 18, 2012**

D467,701 S	12/2002	D'mytro	
D469,669 S	2/2003	Sollitto	
D478,404 S	8/2003	Wardlaw	
D479,618 S *	9/2003	Lamonto	D26/25
D482,960 S	12/2003	Fok	
D489,477 S	5/2004	Maldonado	
D509,041 S *	9/2005	Larkin	D1/101
D552,461 S *	10/2007	Oas	D8/395
D642,389 S *	8/2011	Stumpo	D6/326

Related U.S. Application Data

(62) Division of application No. 29/370,683, filed on Aug. 21, 2010, now Pat. No. Des. 654,706.

(51) **LOC (9) Cl.** **06-08**

(52) **U.S. Cl.** **D6/323; D6/316**

(58) **Field of Classification Search** D6/315-328;
D3/328, 318; D11/200, 204, 117, 125, 126,
D11/130; 223/85-98; 211/13.1, 85.3, 86.01,
211/113, 119.01; 248/690, 691, 317, 322
See application file for complete search history.

References Cited

U.S. PATENT DOCUMENTS

3,041,696 A *	7/1962	Ferri, Jr.	24/566
D295,811 S *	5/1988	Larsson	D6/326
D297,285 S *	8/1988	Larsson	D6/326
D307,833 S *	5/1990	Maki	D6/326
4,943,026 A *	7/1990	Fildan	248/339
5,083,691 A *	1/1992	Handrick	223/96
D352,372 S	11/1994	Gonzalez	
5,515,978 A *	5/1996	Moran	211/30
D436,006 S	1/2001	DeMarino	
6,398,387 B1 *	6/2002	Wienhold	362/231
6,418,595 B1 *	7/2002	Shih	24/536
D464,159 S	10/2002	Peloquin	

OTHER PUBLICATIONS

Internet Advertisement, Elf With Candy Cane Stocking Hanger, 1977-1985.

* cited by examiner

Primary Examiner — Prabhakar Deshmukh

(74) *Attorney, Agent, or Firm* — Roger N. Chauza, PC

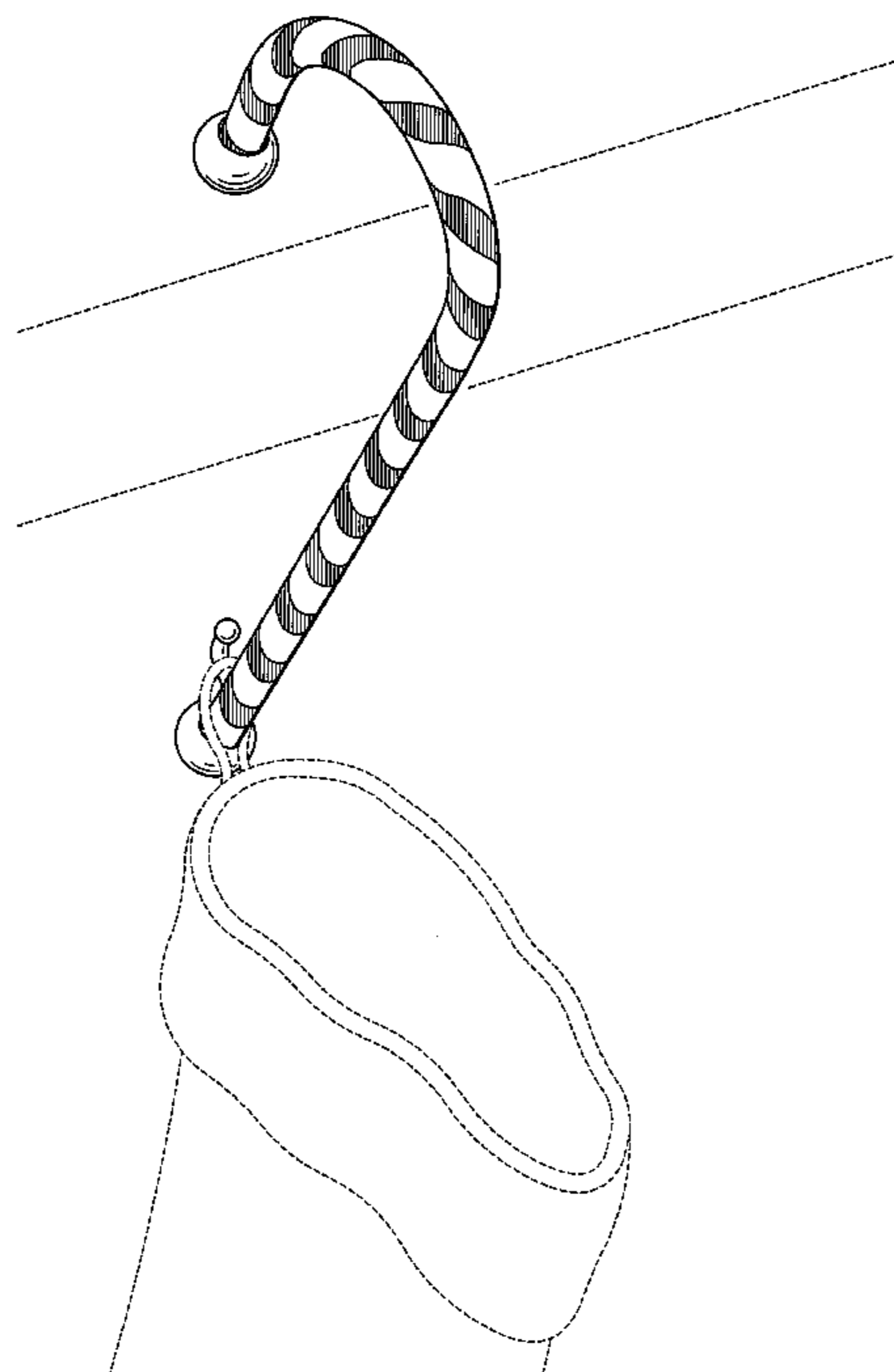
(57) **CLAIM**

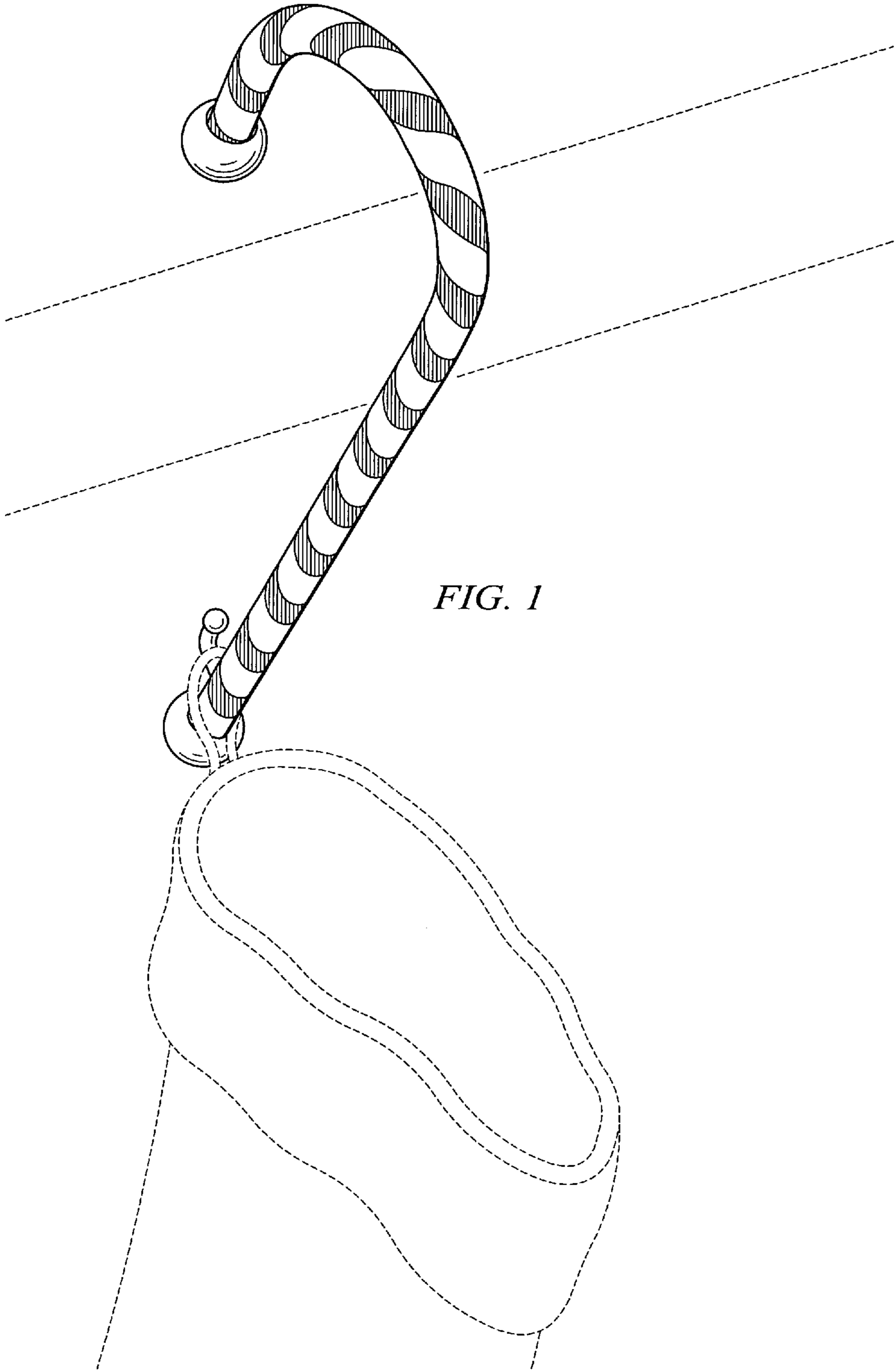
The ornamental design for a candy cane stocking hanger, substantially as shown and described.

DESCRIPTION

FIG. 1 is a perspective view of a candy cane stocking hanger showing my new design, shown in the environmental use; FIG. 2 is a left side elevational view thereof; FIG. 3 is a right side elevational view thereof; FIG. 4 is a rear elevational view thereof; FIG. 5 is a front elevational view thereof; FIG. 6 is a top plan view thereof; and, FIG. 7 is a bottom plan view thereof. The drawing is lined for color. The broken lines showing environment in FIG. 1 is for illustrative purpose only and forms no part of the claimed design.

1 Claim, 5 Drawing Sheets





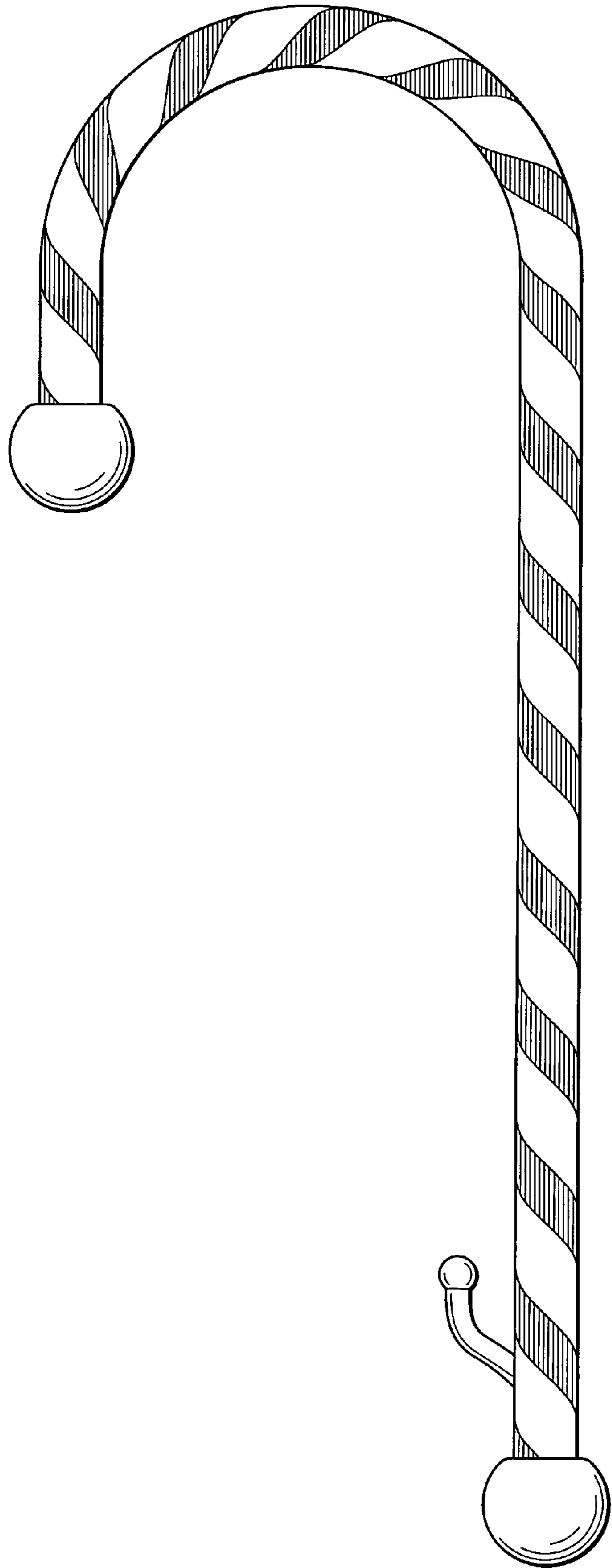


FIG. 2

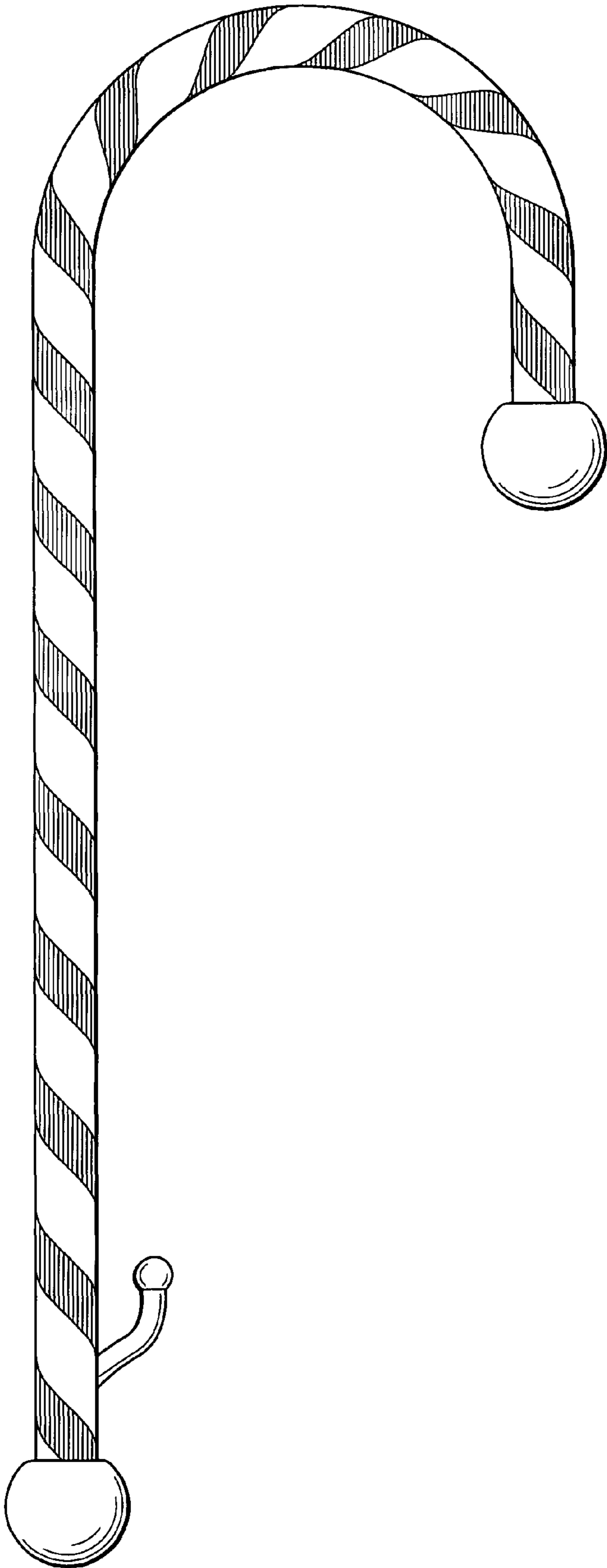


FIG. 3

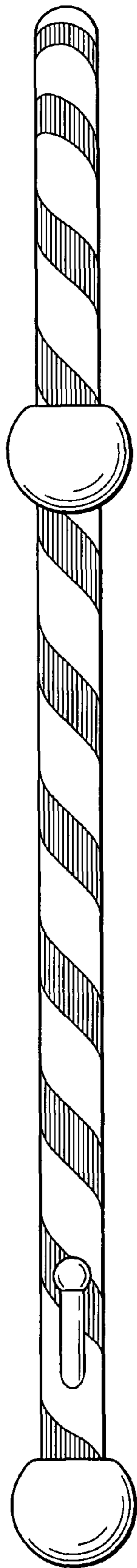


FIG. 4

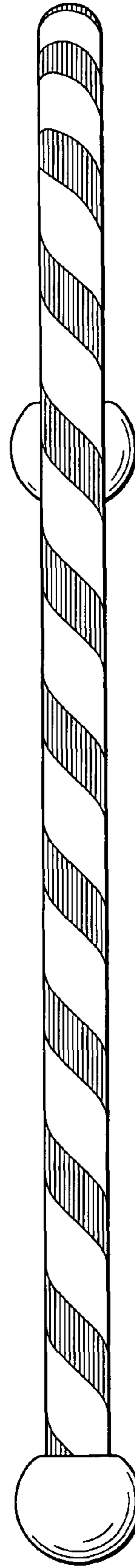


FIG. 5

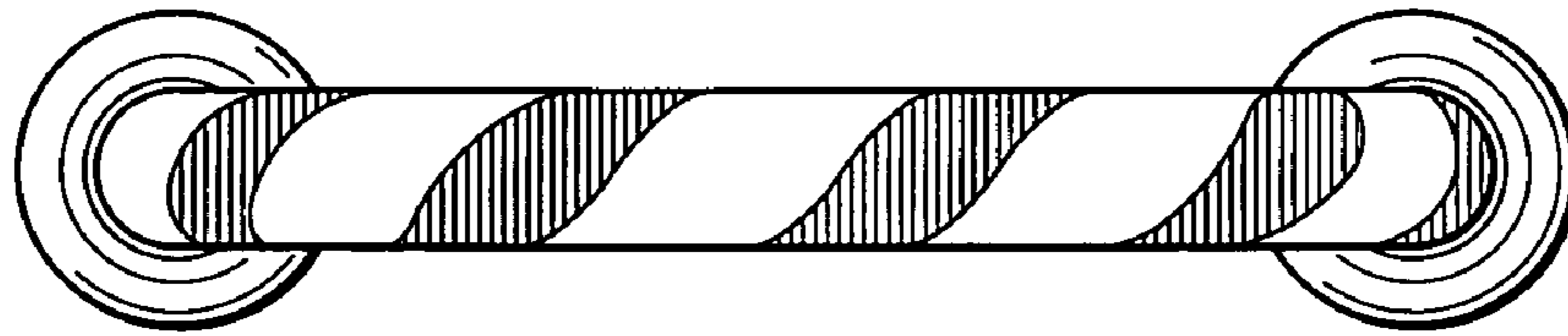


FIG. 6

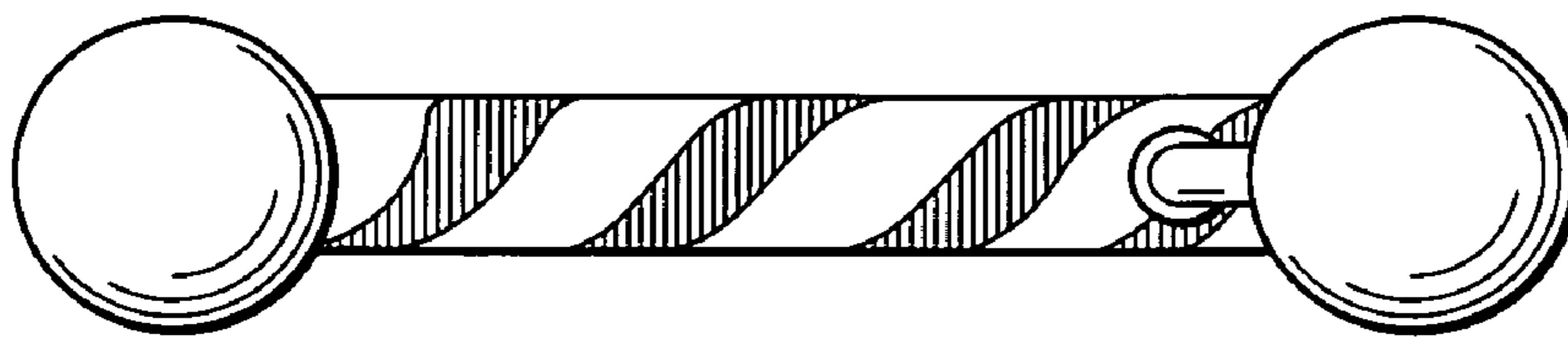


FIG. 7