

US00D661898S

(12) **United States Design Patent**  
**Aigle et al.**

(10) **Patent No.:** **US D661,898 S**  
(45) **Date of Patent:** **\*\* Jun. 19, 2012**

(54) **CONTAINER**

(75) Inventors: **Manuela Aigle**, Sauerlach (DE);  
**Andrew Paul Walton**, Gosport (GB)

(73) Assignee: **The Secretary of State for Defence of Her Britannic Majesty's Government of the United Kingdom of Great Britain and Northern Ireland**, Wiltshire (GB)

(\*\*) Term: **14 Years**

(21) Appl. No.: **29/409,758**

(22) Filed: **Dec. 28, 2011**

**Related U.S. Application Data**

(62) Division of application No. 29/357,620, filed on Mar. 15, 2010, now Pat. No. Des. 653,449.

(51) **LOC (9) Cl.** ..... **03-01**

(52) **U.S. Cl.** ..... **D3/295**

(58) **Field of Classification Search** ..... D3/272–273,  
D3/294–295; 206/37–38, 251, 261, 267,  
206/235

See application file for complete search history.

(56) **References Cited**

**U.S. PATENT DOCUMENTS**

1,866,162	A *	7/1932	Hall	206/235
2,014,696	A *	9/1935	Pitman et al.	206/235
D142,676	S	10/1945	Siegel	
D180,490	S	6/1957	Lunan	
3,262,606	A	7/1966	Waterman	
D226,742	S	4/1973	Dustin	
D285,615	S	9/1986	Burger	
D292,437	S	10/1987	Wind, III	

4,941,226	A	7/1990	Kemper	
5,337,890	A *	8/1994	Lai	206/235
D367,355	S *	2/1996	Fleming, Jr.	D3/218
D386,302	S *	11/1997	Taylor	D3/247
D448,295	S	9/2001	Mozes	
D462,613	S	9/2002	Bried et al.	
D464,567	S *	10/2002	Baerenwald et al.	D9/432
D466,408	S	12/2002	Baerenwald et al.	
D474,596	S *	5/2003	Osiecki et al.	D3/273
D535,185	S	1/2007	Tanner	
D535,186	S	1/2007	Tanner	
D539,481	S	3/2007	Lui	
D560,911	S	2/2008	Hackbart et al.	
D575,506	S *	8/2008	Huang	D3/247
7,810,638	B2 *	10/2010	Milesi	206/235

\* cited by examiner

*Primary Examiner* — Holly Baynham

(74) *Attorney, Agent, or Firm* — The Maxham Firm

(57) **CLAIM**

The ornamental design for a container, as shown and described.

**DESCRIPTION**

FIG. 1 is a front elevation view of an embodiment of the container according to the invention, showing the two top and bottom hinged elements in a closed condition;

FIG. 2 is a back elevation view of the container of FIG. 1;

FIG. 3 is a top view thereof;

FIG. 4 is a bottom view thereof;

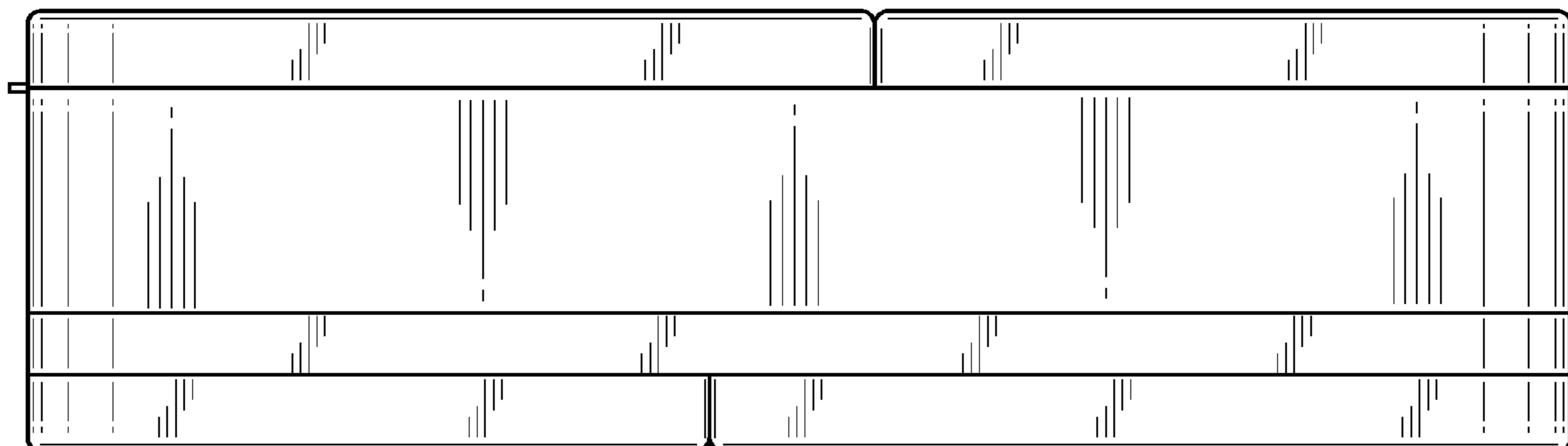
FIG. 5 is a right side view of the container of FIG. 1;

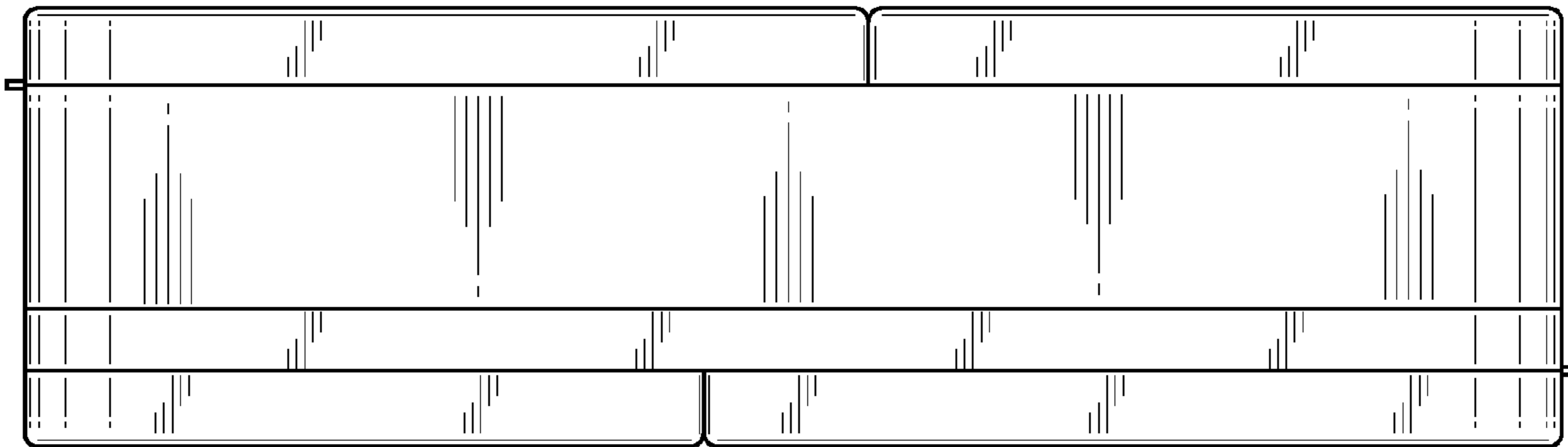
FIG. 6 is a left side view thereof;

FIG. 7 is a top perspective view of the container of FIG. 1; and,

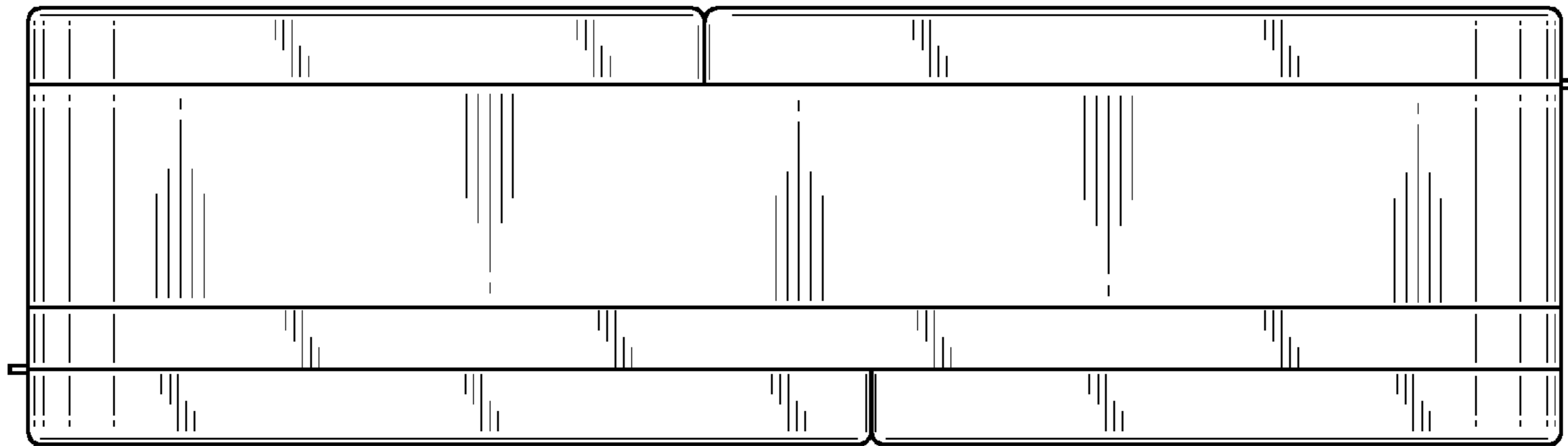
FIG. 8 is a perspective view of the container of FIG. 1 with the top and bottom hinged elements in an open condition.

**1 Claim, 8 Drawing Sheets**

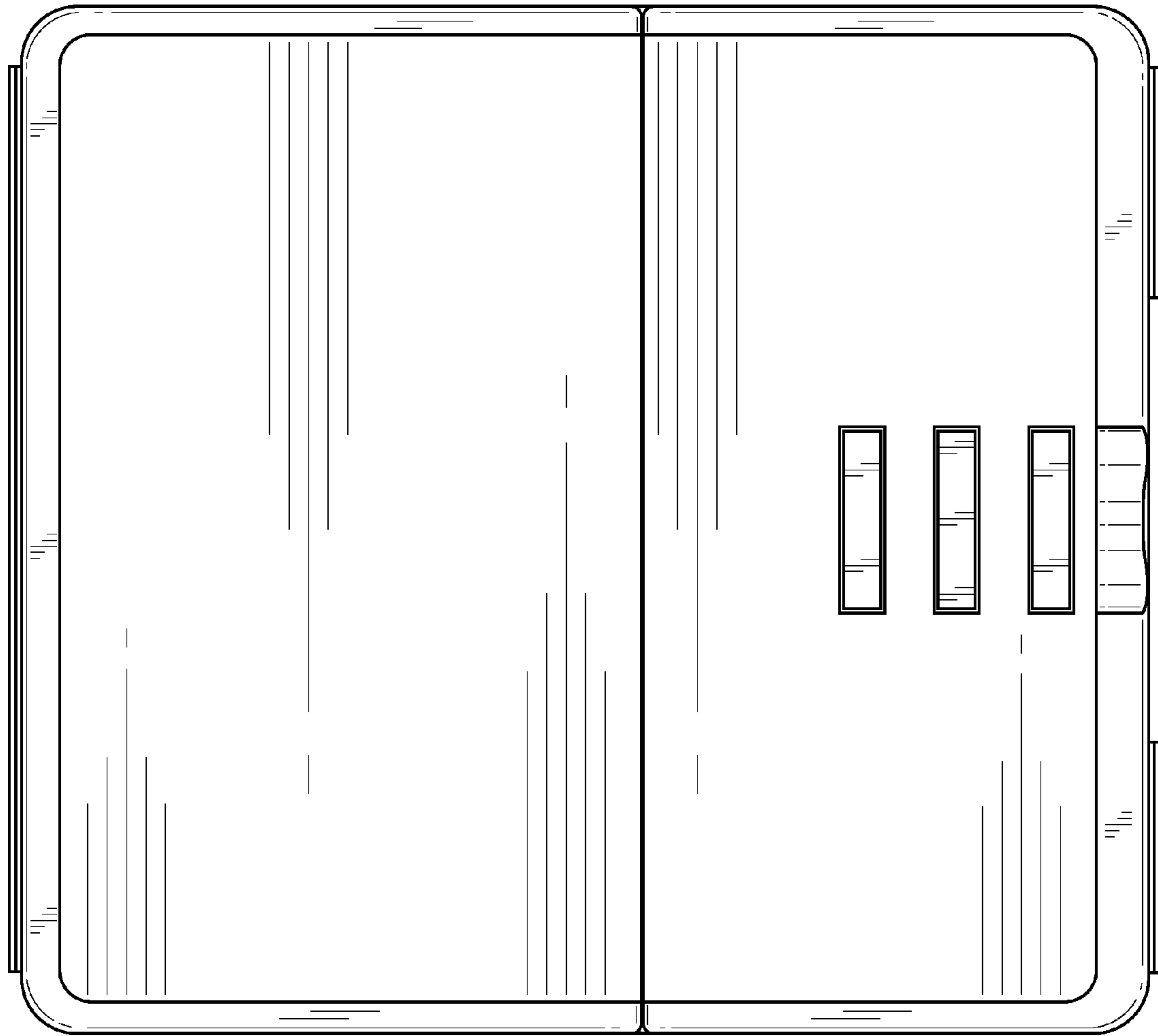




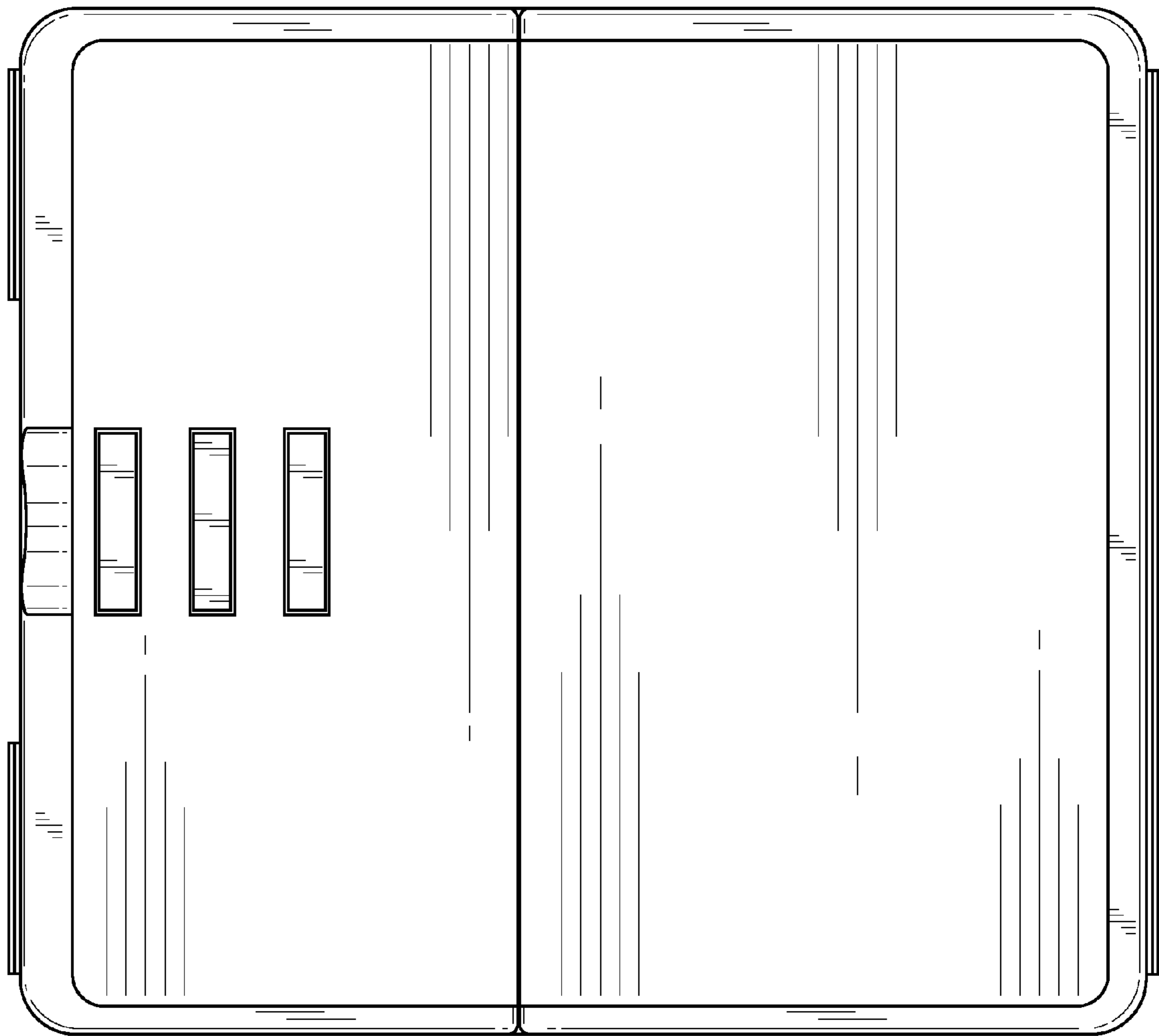
**FIG. 1**



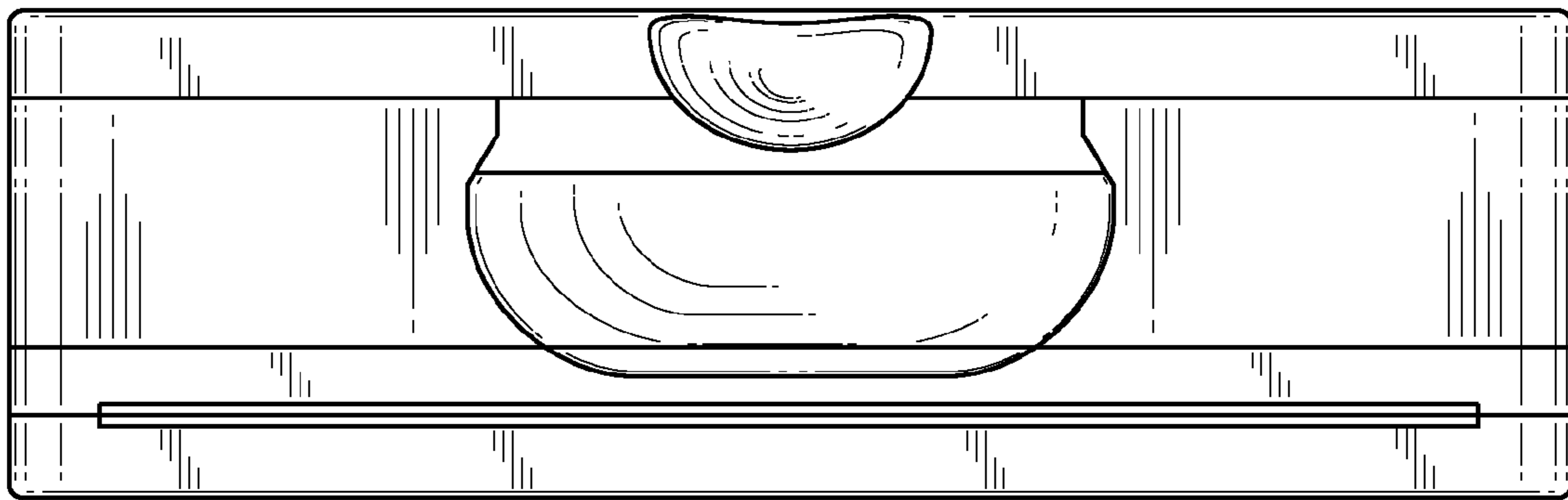
**FIG. 2**



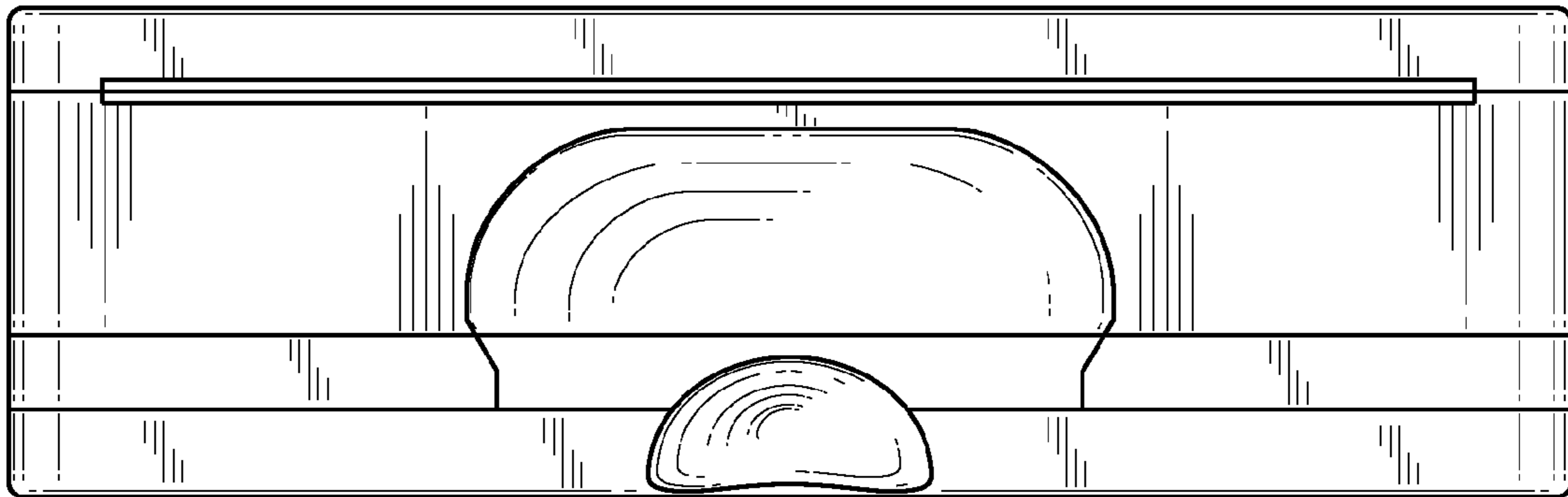
**FIG. 3**



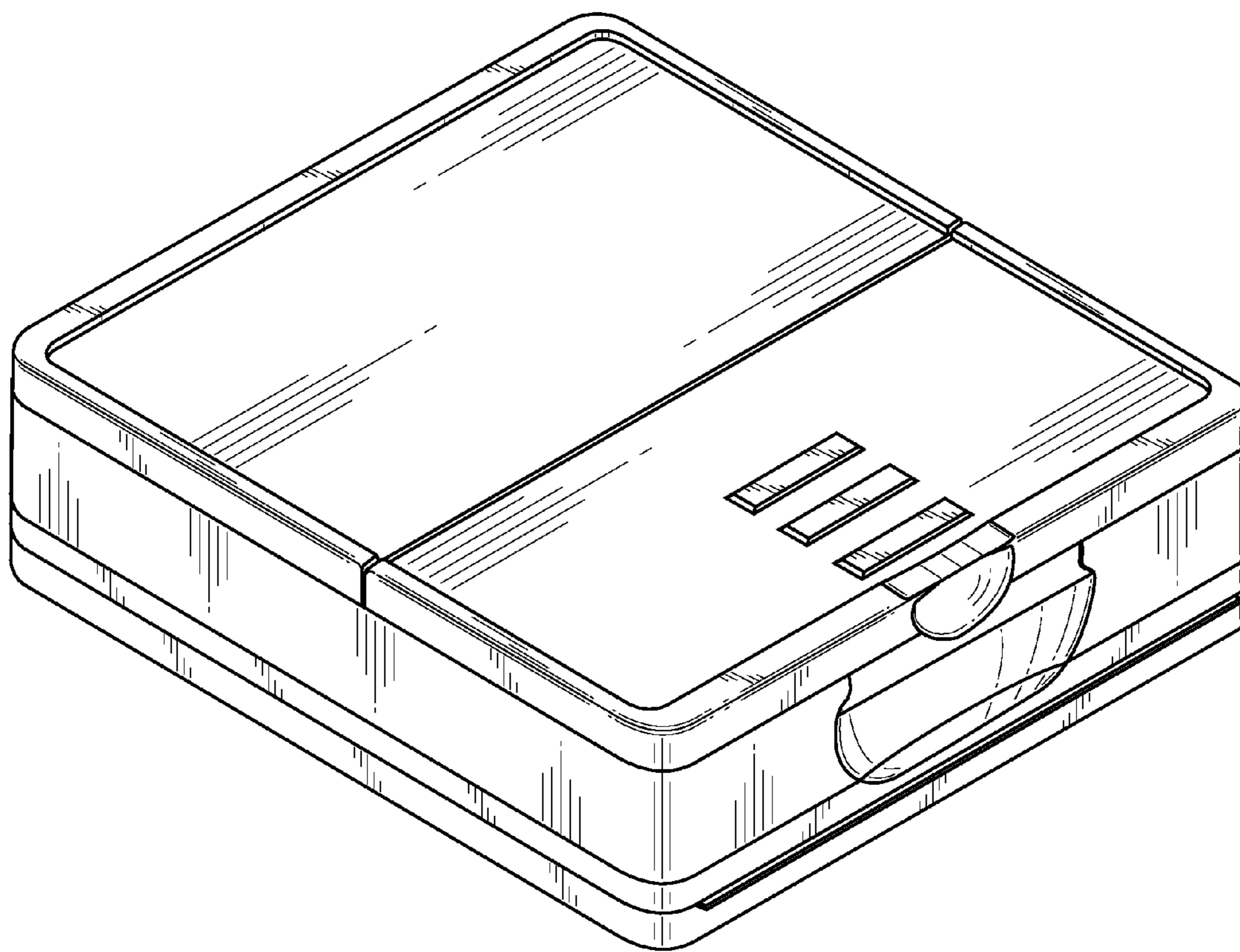
**FIG. 4**



**FIG. 5**

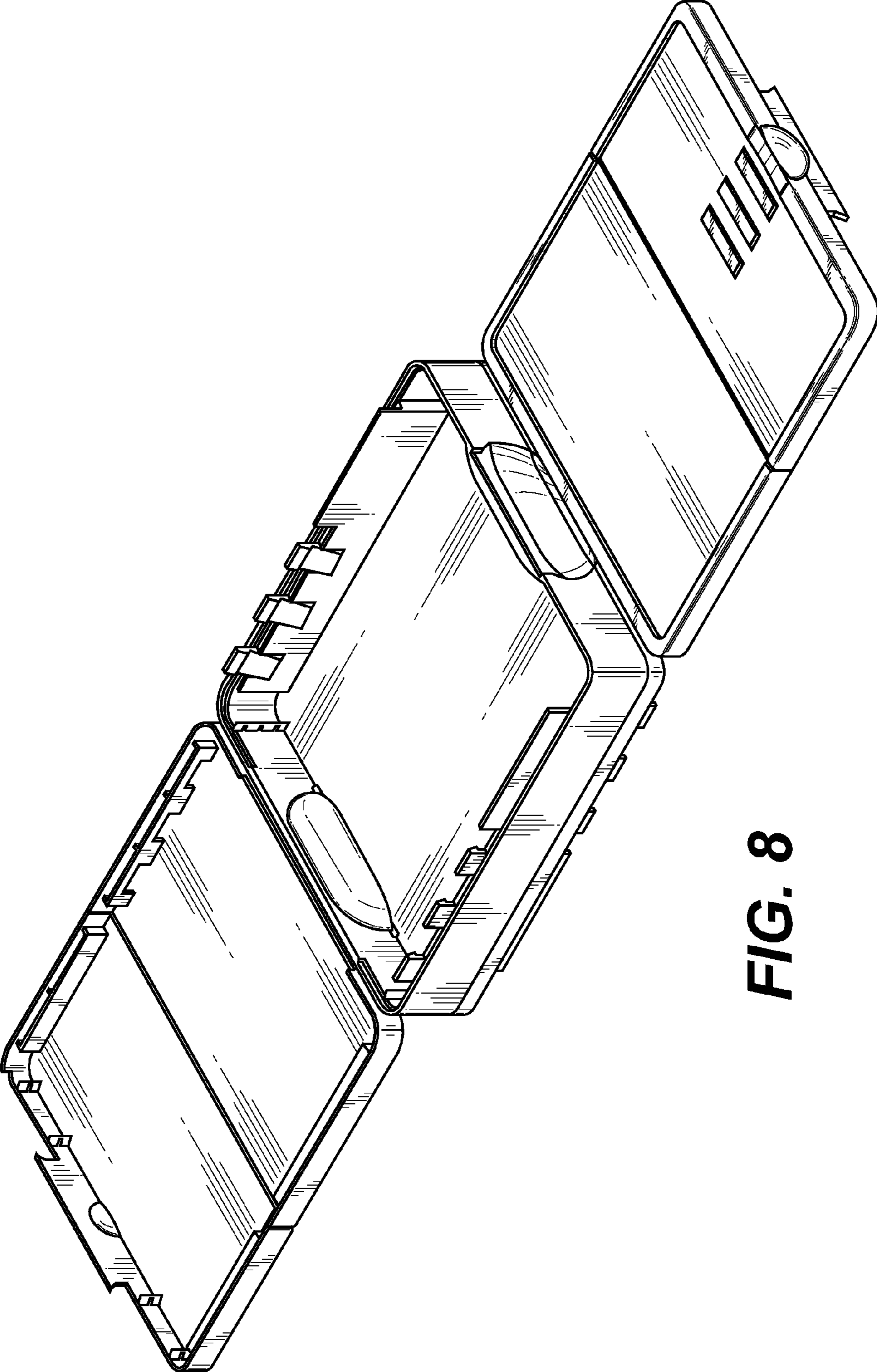


**FIG. 6**



**FIG. 7**





**FIG. 8**