



US00D661897S

(12) **United States Design Patent**
Kohler et al.

(10) **Patent No.:** **US D661,897 S**
(45) **Date of Patent:** **** Jun. 19, 2012**

(54) **CASE**

(76) Inventors: **Barbara Kohler**, Brooklyn, NY (US);
Karlheinz Schempp, Brooklyn, NY
(US)

(**) Term: **14 Years**

(21) Appl. No.: **29/370,314**

(22) Filed: **Jun. 29, 2010**

(51) **LOC (9) Cl.** **03-01**

(52) **U.S. Cl.** **D3/294; D3/247**

(58) **Field of Classification Search** D3/242,
D3/247, 250, 251, 265–266, 273, 294; 150/100,
150/118–126, 143, 149; 190/100, 101
See application file for complete search history.

(56) **References Cited**

U.S. PATENT DOCUMENTS

D365,206 S	*	12/1995	Goodman	D3/273
D393,367 S	*	4/1998	Riddle	D3/276
D439,742 S	*	4/2001	Fujino et al.	D3/290
D469,253 S	*	1/2003	Lewis	D3/294
D499,772 S	*	12/2004	Creech	D3/301

D510,186 S	*	10/2005	Bell	D3/247
D542,524 S	*	5/2007	Richardson et al.	D3/218
D550,455 S	*	9/2007	Barnhart	D3/247
D553,354 S	*	10/2007	Kohler et al.	D3/247
D554,859 S	*	11/2007	Sides et al.	D3/273
D557,497 S	*	12/2007	Fedon	D3/247

* cited by examiner

Primary Examiner — Jennifer Rivard

(74) *Attorney, Agent, or Firm* — Thomas A. O'Rourke;
Bodner & O'Rourke, LLP

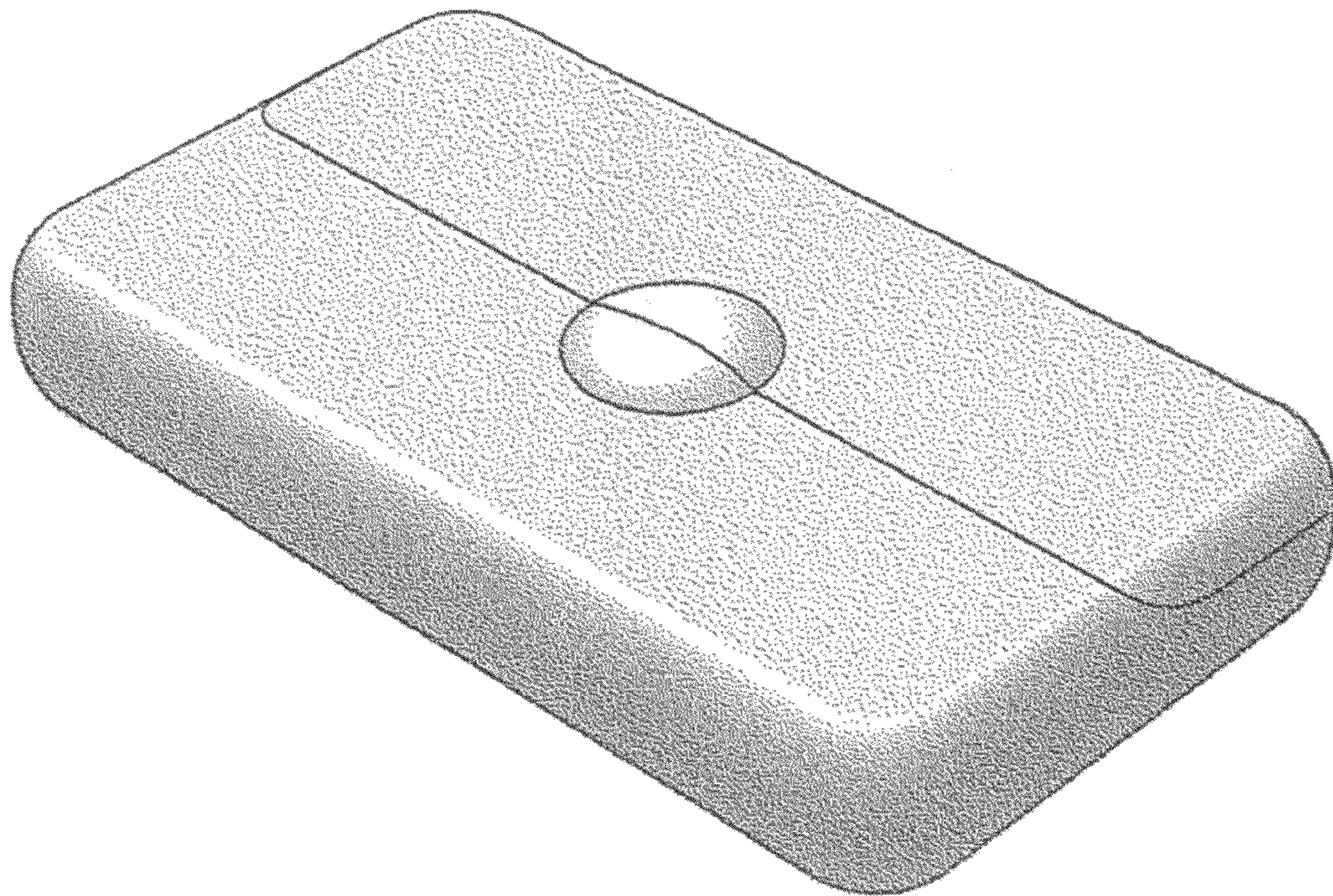
(57) **CLAIM**

I claim the ornamental design for a case, as shown and described.

DESCRIPTION

FIG. 1 is a front view of the case of the present invention;
FIG. 2 is a rear view of the case of the FIG. 1;
FIG. 3 is a bottom view of the case of FIG. 1;
FIG. 4 is a top view of the case of FIG. 1;
FIG. 5 is a right side view of the case of FIG. 1;
FIG. 6 is a left side view of the case of FIG. 1; and,
FIG. 7 is a perspective view of the case of FIG. 1.

1 Claim, 4 Drawing Sheets



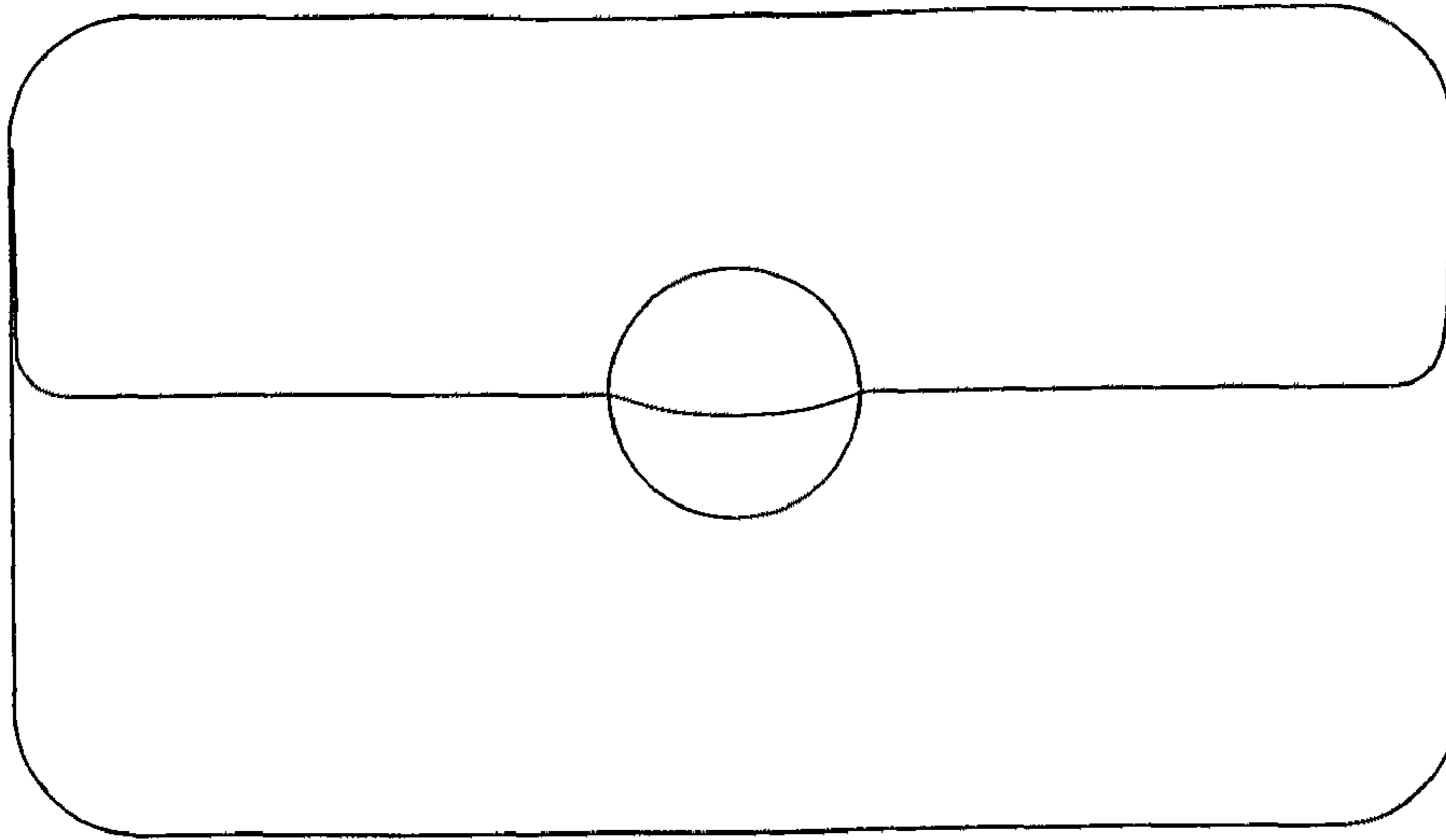


FIGURE 1




FIGURE 2




FIGURE 3




FIGURE 4

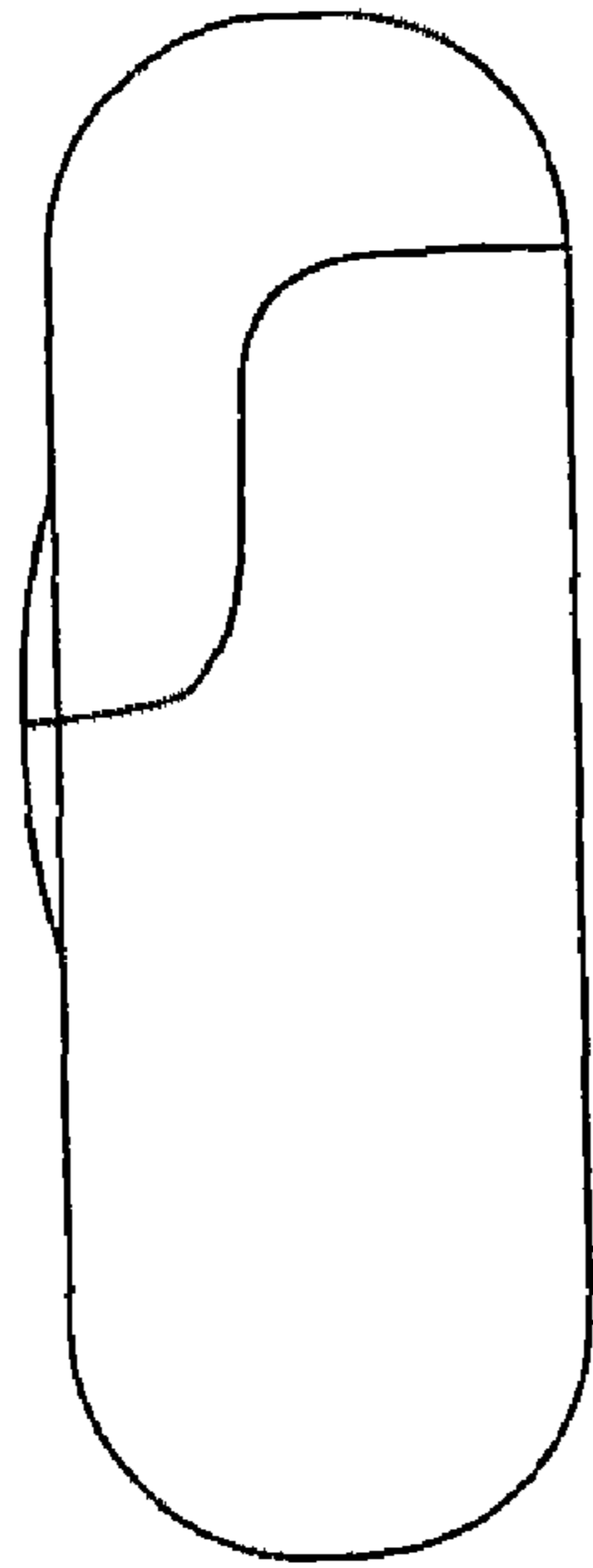


FIGURE 5

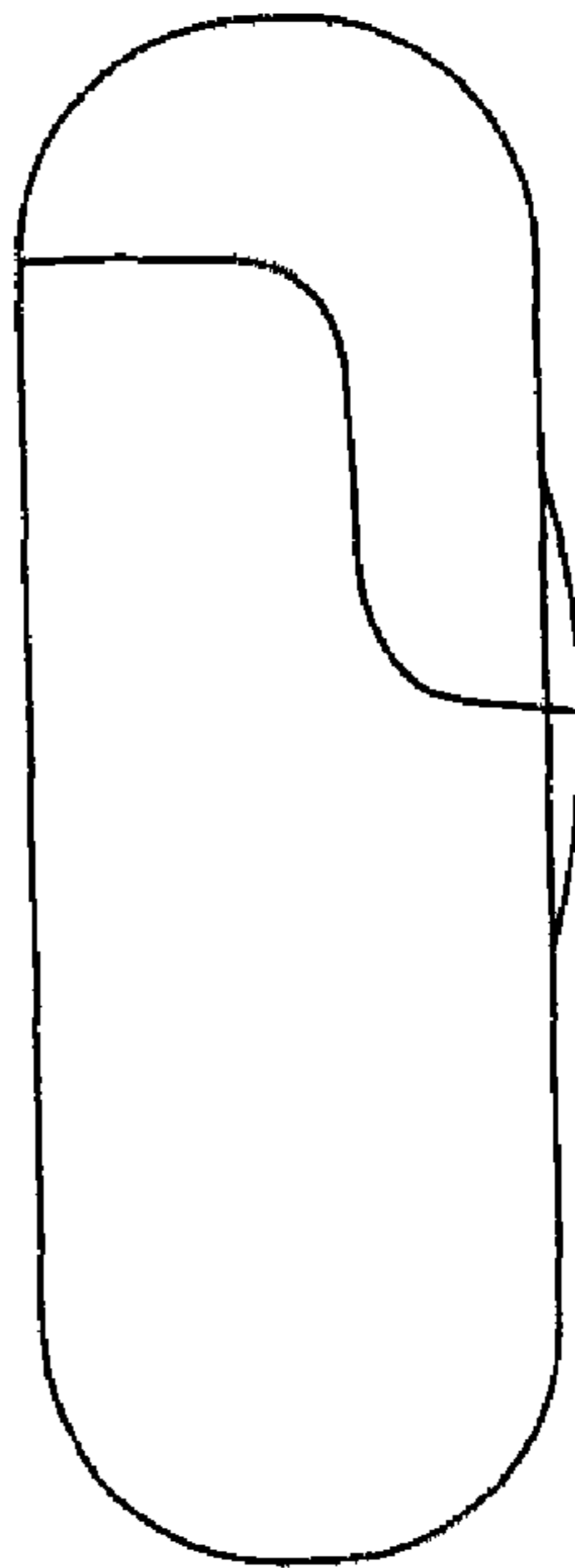


FIGURE 6

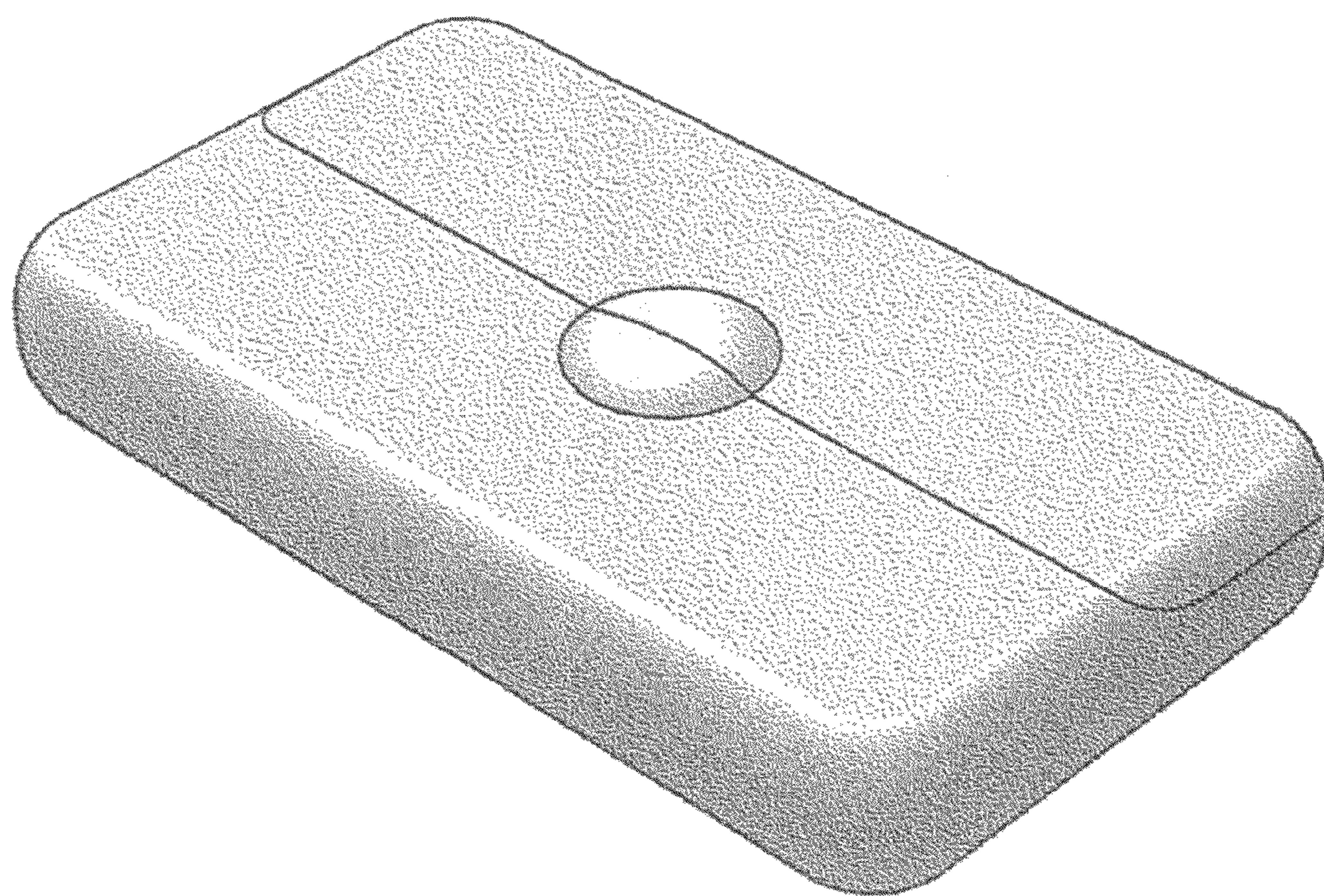


Figure 7