



US00D661880S

(12) **United States Design Patent**
Raysse

(10) **Patent No.:** **US D661,880 S**
(45) **Date of Patent:** **** Jun. 19, 2012**

(54) **SHOE OUTSOLE AND PERIPHERY**

(75) Inventor: **David Raysse**, Los Angeles, CA (US)

(73) Assignee: **SKECHERS U.S.A., Inc. II**, Manhattan Beach, CA (US)

(**) Term: **14 Years**

(21) Appl. No.: **29/411,307**

(22) Filed: **Jan. 19, 2012**

(51) **LOC (9) Cl.** **02-04**

(52) **U.S. Cl.** **D2/947; D2/951; D2/977**

(58) **Field of Classification Search** D2/896,
D2/902, 906, 908, 916, 918, 925, 943, 944,
D2/946-962, 964, 977; 36/3 B, 22 R, 24.5,
36/25 R, 28, 32 R, 34 R, 59 C, 67 A, 103
See application file for complete search history.

(56) **References Cited**

U.S. PATENT DOCUMENTS

4,085,527 A	4/1978	Riggs	
D306,517 S	3/1990	Whatley	
D321,589 S	11/1991	Merk et al.	
D395,540 S	6/1998	Gaudio	
D401,045 S *	11/1998	Greenberg	D2/960
D401,746 S *	12/1998	Brooks et al.	D2/960
D402,798 S	12/1998	Norton et al.	
D408,971 S *	5/1999	Birkenstock	D2/916
D409,826 S	5/1999	Turner et al.	
D426,053 S	6/2000	Santa	
D437,476 S *	2/2001	Cavallin et al.	D2/916
D441,945 S	5/2001	Della Valle	
D443,975 S	6/2001	Della Valle	
D450,914 S *	11/2001	Wilson	D2/959
D466,682 S	12/2002	Santa	
D489,882 S	5/2004	McClaskie	
D489,883 S	5/2004	McClaskie	
D528,776 S *	9/2006	Hui	D2/977
D530,491 S	10/2006	Sonnergren	
D530,893 S	10/2006	Sonnergren	
D541,020 S *	4/2007	McClaskie	D2/952

D542,010 S	5/2007	Della Valle	
D542,011 S	5/2007	Della Valle	
D542,012 S	5/2007	Della Valle	
D557,484 S *	12/2007	McClaskie	D2/959
D569,592 S	5/2008	Banik et al.	
D583,542 S	12/2008	Gerber	
7,549,236 B2 *	6/2009	Dillon et al.	36/30 R
D599,091 S	9/2009	Della Valle et al.	
D600,895 S *	9/2009	Morgan	D2/957
D609,895 S	2/2010	Andersen et al.	
D621,144 S *	8/2010	McClaskie	D2/953
D643,599 S *	8/2011	Fontanarosa	D2/916
D643,601 S *	8/2011	Raysse	D2/946
D643,602 S *	8/2011	Teteriatnikov	D2/946
D644,418 S *	9/2011	Yi	D2/946
D644,421 S *	9/2011	Raysse	D2/951
D646,471 S *	10/2011	Mahoney	D2/907
D650,980 S *	12/2011	Raysse	D2/951
2007/0220778 A1 *	9/2007	Fusco et al.	36/30 R
2010/0175280 A1 *	7/2010	Rinehart et al.	36/59 C

* cited by examiner

Primary Examiner — T. Chase Nelson

(74) *Attorney, Agent, or Firm* — Marshall A. Lerner; Marvin H. Kleinberg; Kleinberg & Lerner, LLP

(57) **CLAIM**

The ornamental design for a shoe outsole and periphery, as shown and described.

DESCRIPTION

FIG. 1 is a perspective view of a shoe outsole and periphery in accordance with my new design.
FIG. 2 is a left side view thereof;
FIG. 3 is a right side view thereof;
FIG. 4 is a top plan view thereof;
FIG. 5 is a bottom plan view thereof;
FIG. 6 is a rear elevation view thereof; and,
FIG. 7 is a front elevation view thereof.
Broken lines showing the remainder of the shoe in the figures are for illustrative purposes only and form no part of the claimed invention.

1 Claim, 6 Drawing Sheets

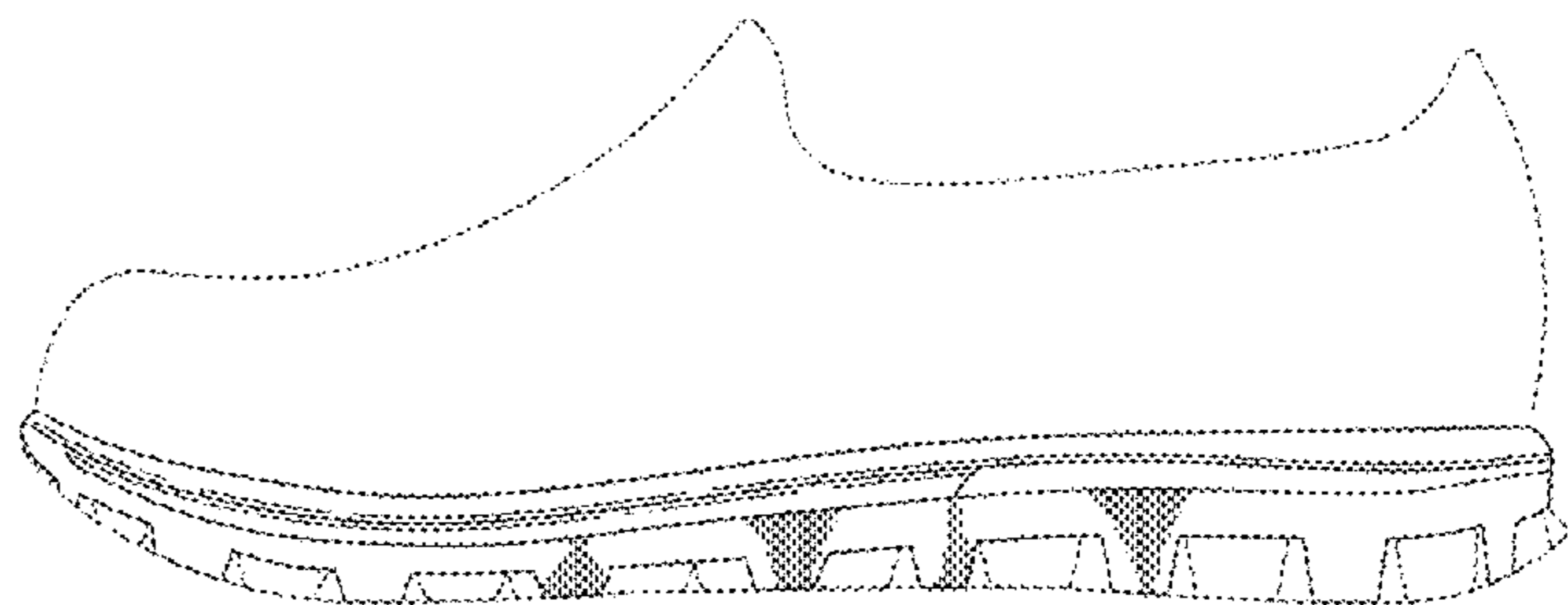
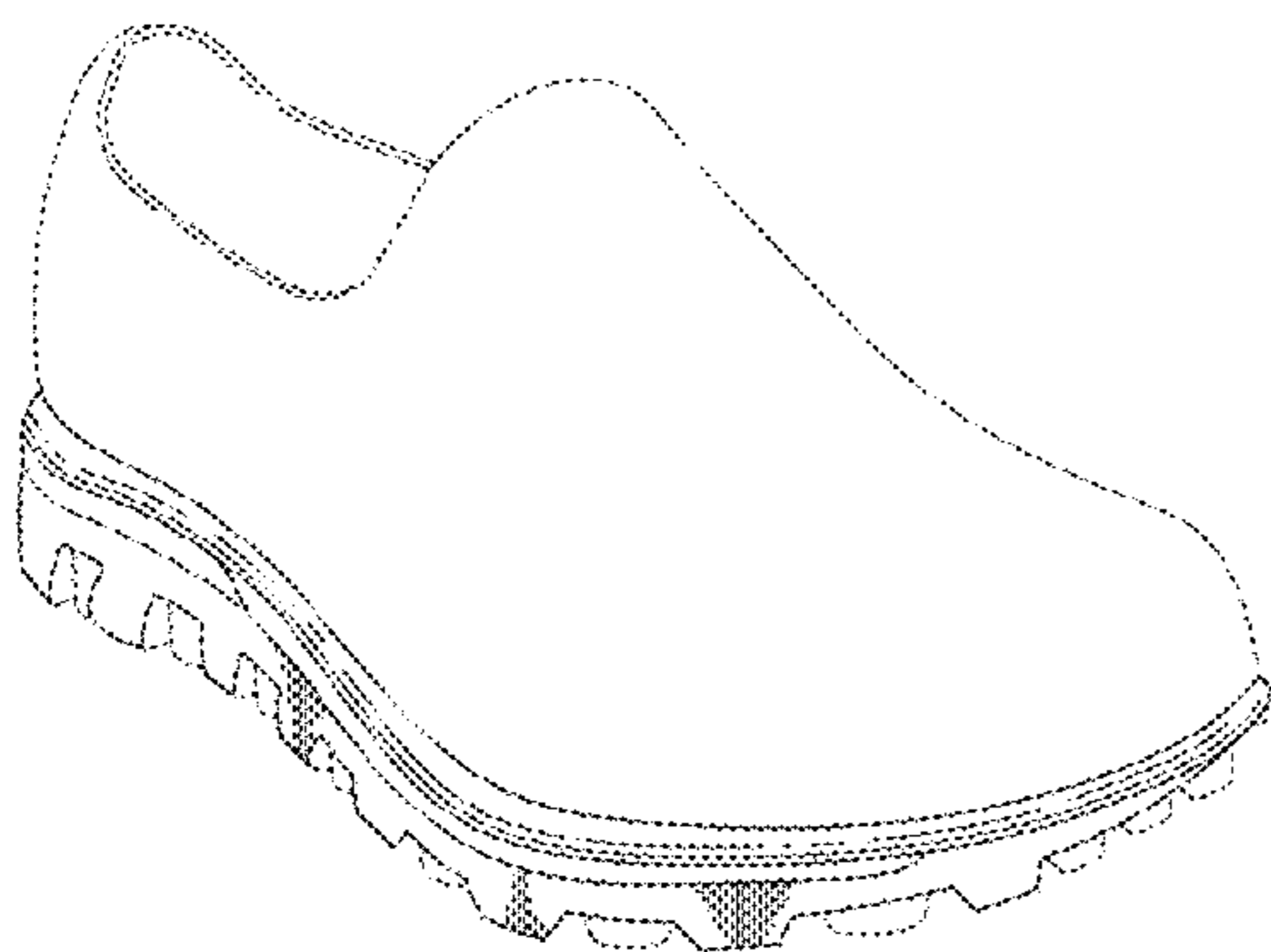


FIG. 1

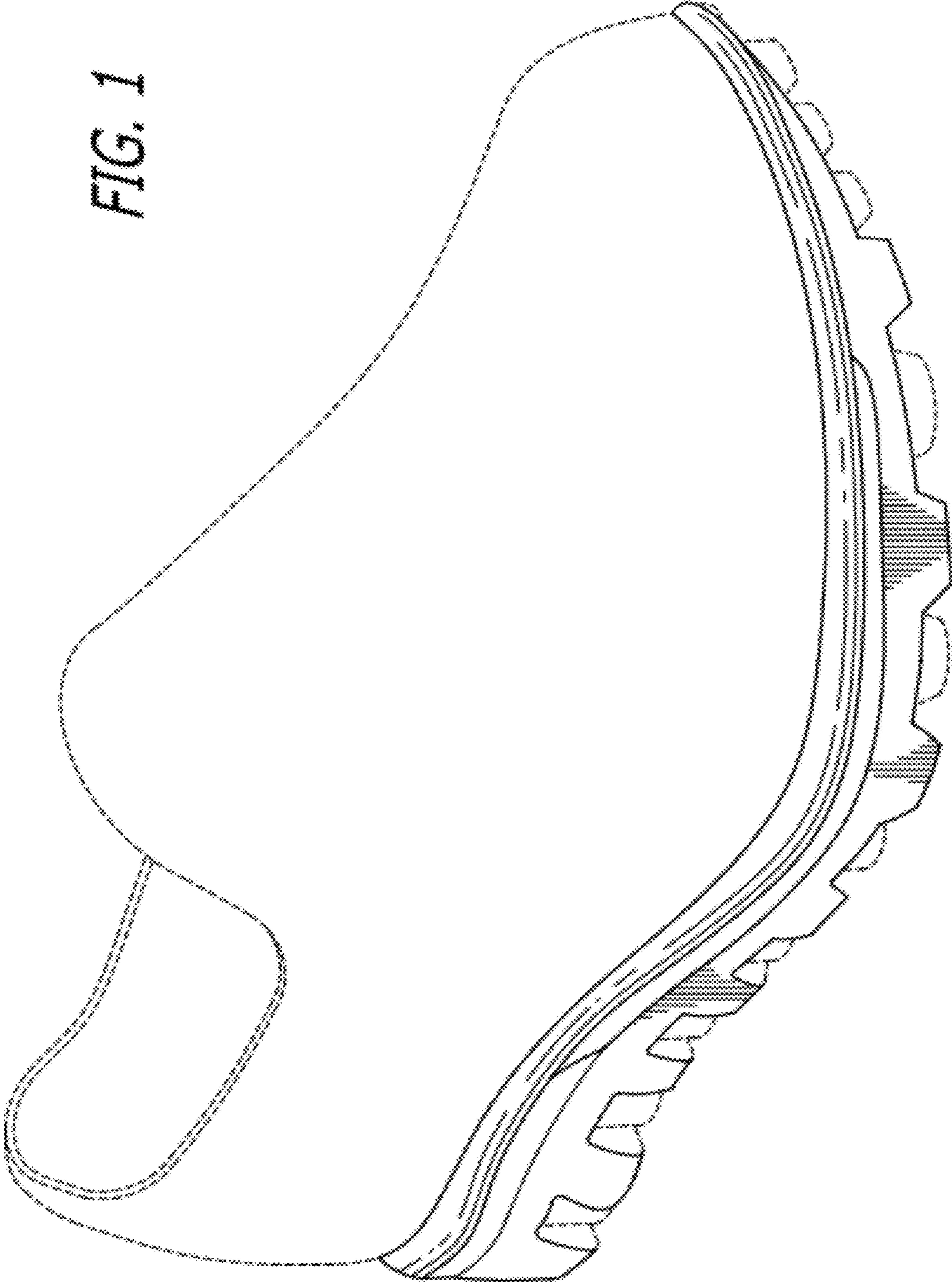


FIG. 2

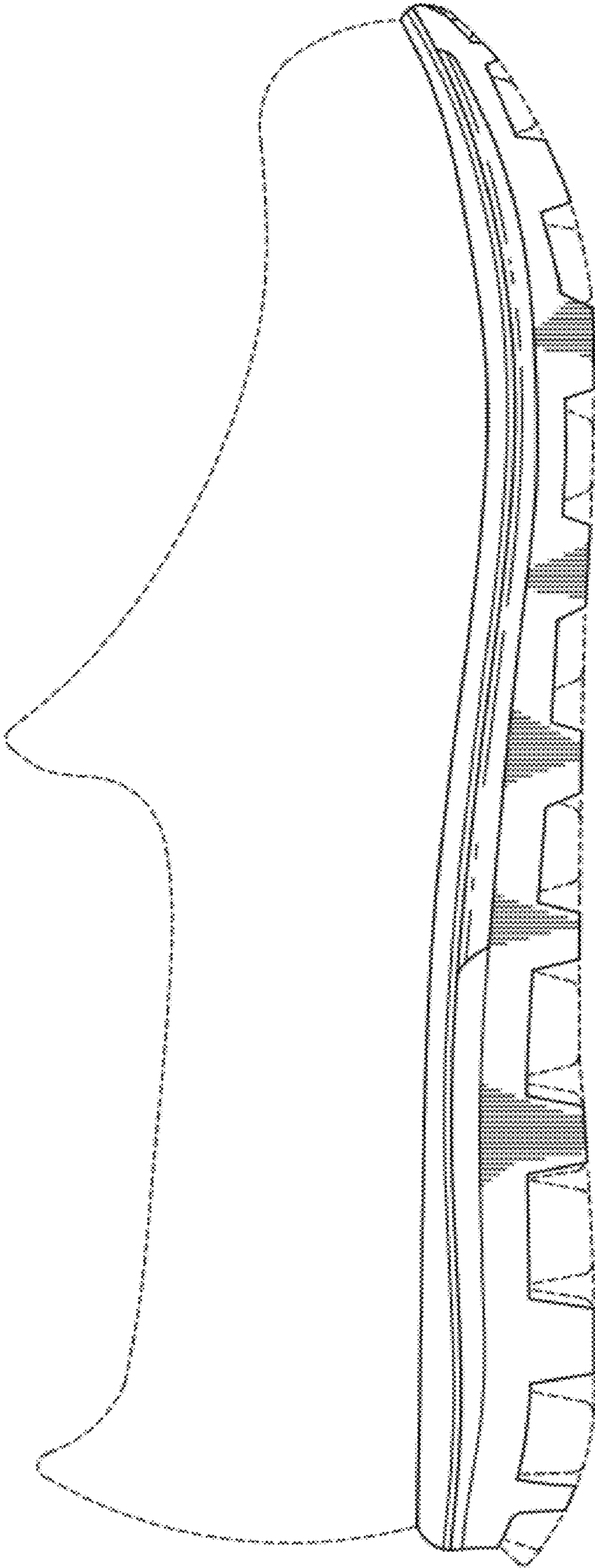
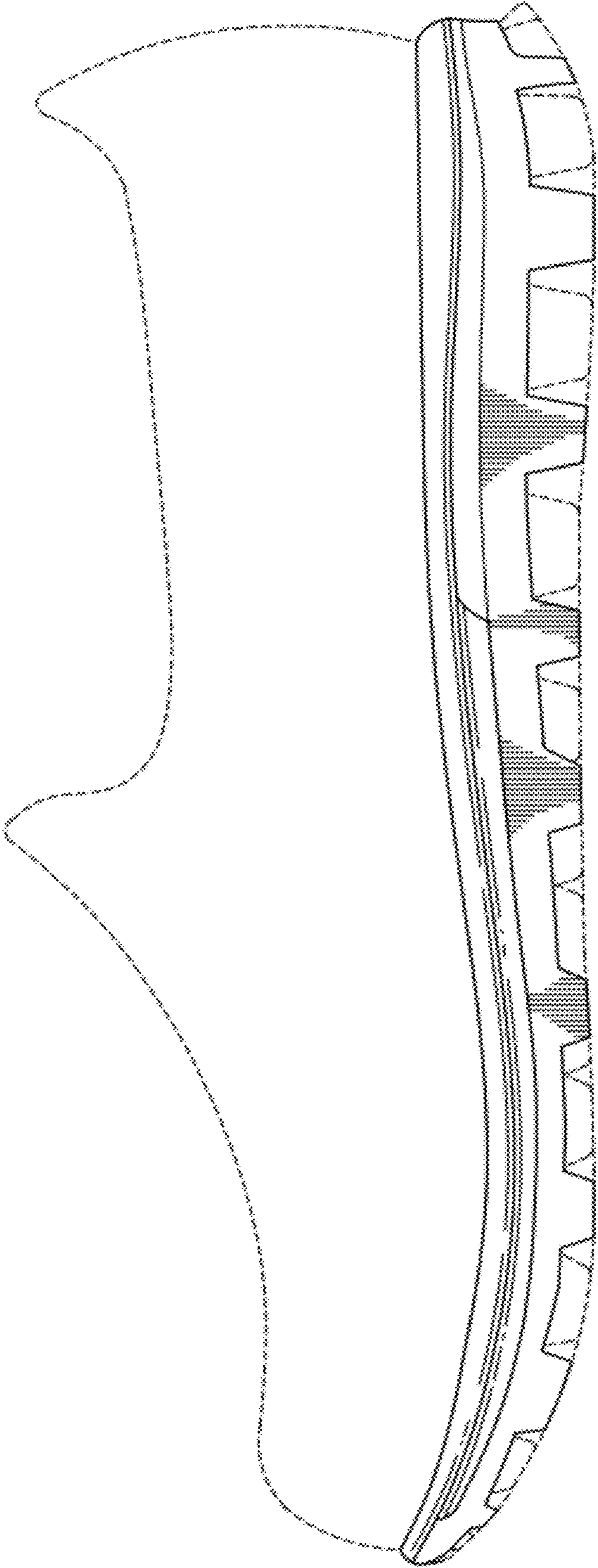


FIG. 3



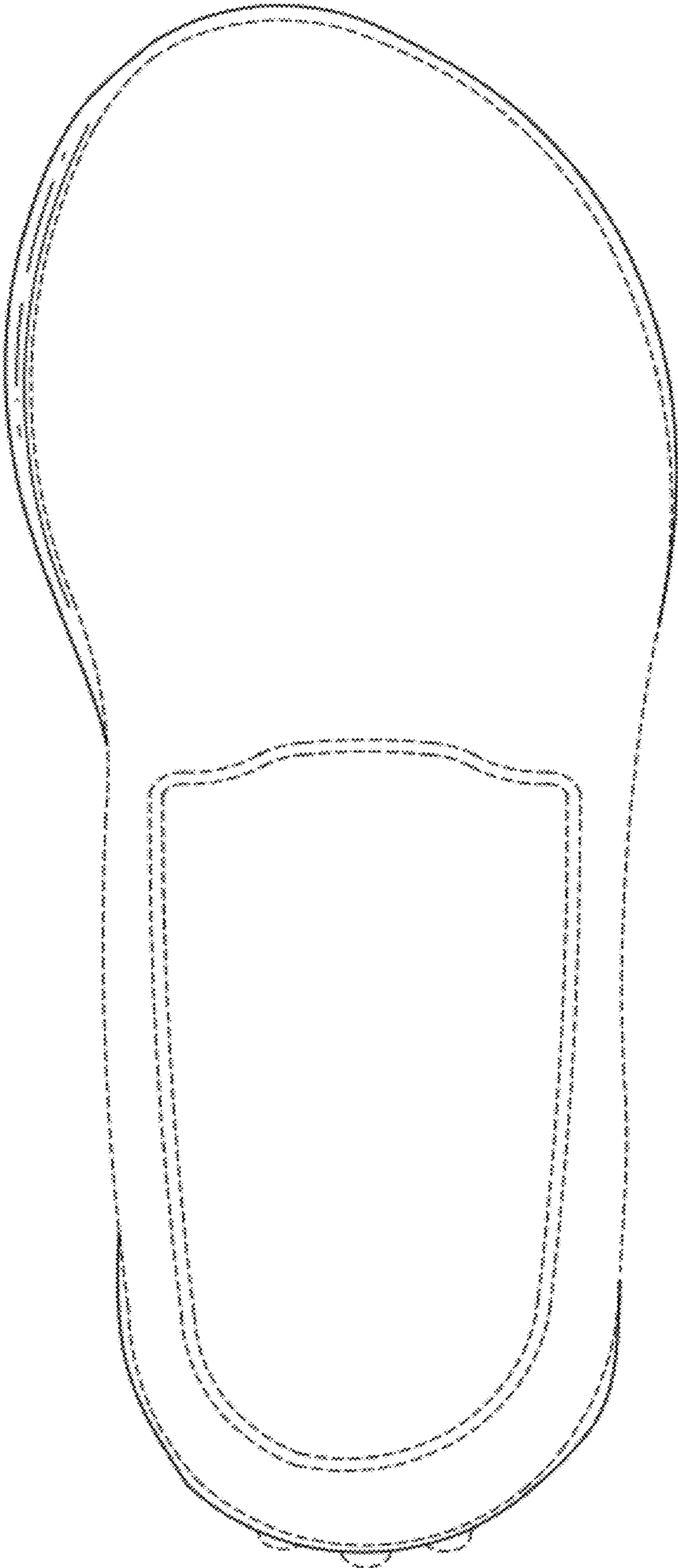


FIG. 4

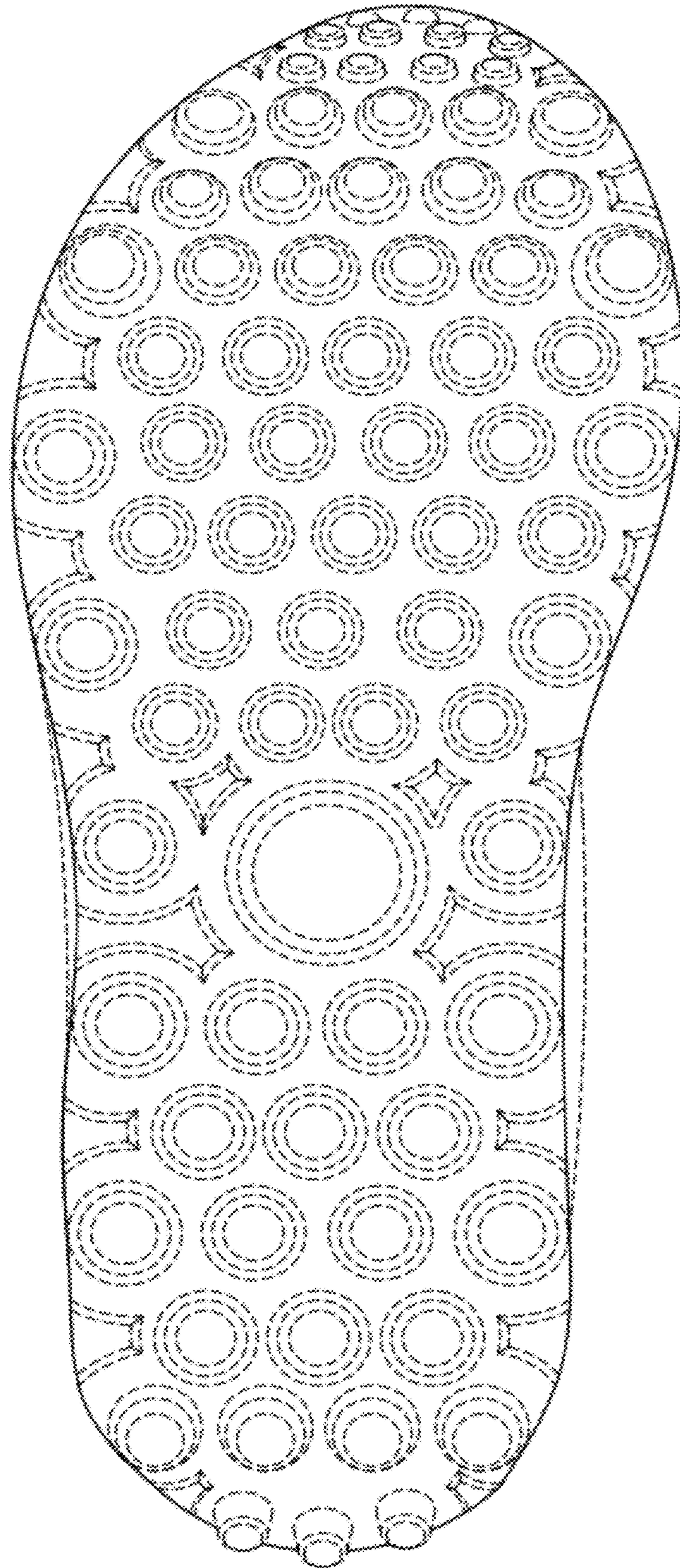


FIG. 5

FIG. 7

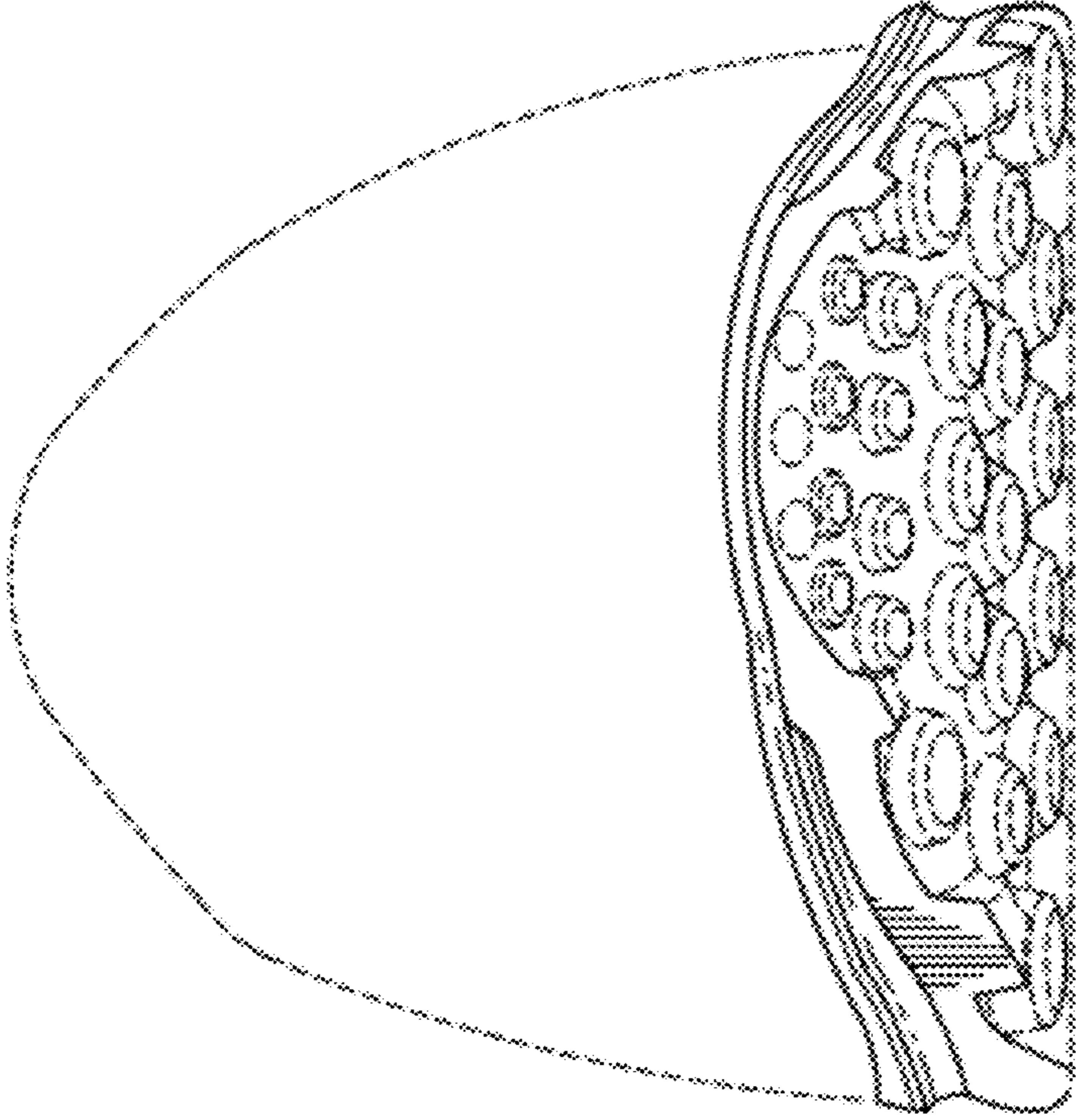


FIG. 6

