

US00D661878S

(12) **United States Design Patent**  
**Grenet**

(10) **Patent No.:** **US D661,878 S**  
(45) **Date of Patent:** **\*\* Jun. 19, 2012**

(54) **PORTION OF A MIDSOLE AND HEEL COUNTER OF A FOOTWEAR ARTICLE**

(75) Inventor: **Benjamin Grenet, Moye (FR)**

(73) Assignee: **Salomon S.A.S., Metz-Tessy (FR)**

(\*\*) Term: **14 Years**

(21) Appl. No.: **29/396,933**

(22) Filed: **Jul. 8, 2011**

(30) **Foreign Application Priority Data**

Jan. 13, 2011 (WO) ..... DM/075 412

(51) **LOC (9) Cl.** ..... **02-99**

(52) **U.S. Cl.** ..... **D2/946; D2/977**

(58) **Field of Classification Search** ..... D2/896,  
D2/902, 906, 907, 908, 946, 947, 943, 949,  
D2/951, 953, 954, 952, 960, 969, 972, 973,  
D2/974, 977; 36/45, 46.5, 47, 48, 49, 50.1,  
36/77 M, 77 R, 88, 113, 114, 126-131, 25 R,  
36/32 R

See application file for complete search history.

(56) **References Cited**

**U.S. PATENT DOCUMENTS**

D408,618 S \* 4/1999 Wilborn et al. .... D2/947  
D410,964 S \* 6/1999 Wilborn et al. .... D2/947  
D419,284 S \* 1/2000 Dolinsky ..... D2/947

D462,830 S \* 9/2002 Greene ..... D2/967  
D553,846 S \* 10/2007 Kayano et al. .... D2/977  
D554,842 S \* 11/2007 Gaenssler et al. .... D2/964  
D574,603 S \* 8/2008 McMillan ..... D2/977  
D576,399 S \* 9/2008 Grenet et al. .... D2/972  
D605,835 S \* 12/2009 Andersen et al. .... D2/946  
D634,922 S \* 3/2011 Pauk et al. .... D2/946  
D636,569 S \* 4/2011 McMillan ..... D2/946  
D641,143 S \* 7/2011 Niedner et al. .... D2/946  
D641,545 S \* 7/2011 Niedner et al. .... D2/946  
D642,776 S \* 8/2011 Raysse ..... D2/946  
D644,420 S \* 9/2011 Christopherson ..... D2/946  
D648,514 S \* 11/2011 Avar ..... D2/946  
D650,978 S \* 12/2011 Lee ..... D2/946  
D652,201 S \* 1/2012 Vestuti et al. .... D2/946

\* cited by examiner

*Primary Examiner* — Elizabeth J Oswecki

(74) *Attorney, Agent, or Firm* — Terence P. O'Brien

(57) **CLAIM**

I claim the ornamental design for a portion of a midsole and heel counter of a footwear article, as shown and described.

**DESCRIPTION**

FIG. 1 is a side view of a portion of a midsole and heel counter of a footwear article showing my new design; and, FIG. 2 is a rear, side perspective view thereof.

The broken lines shown in FIGS. 1 and 2 are included for the purpose of illustrating environmental elements only and form no part of the claimed design.

All surfaces not shown form no part of the claimed design.

**1 Claim, 1 Drawing Sheet**

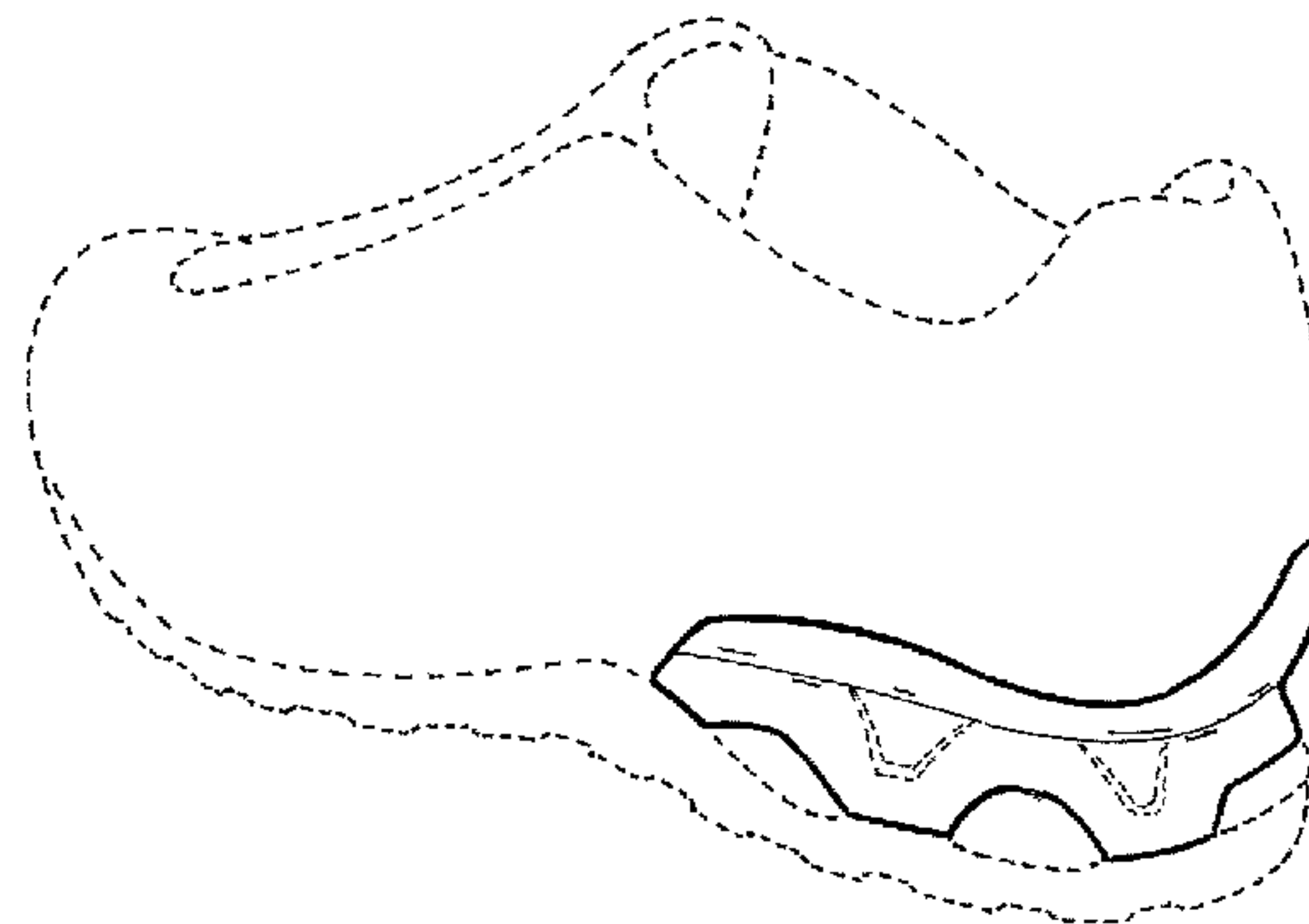
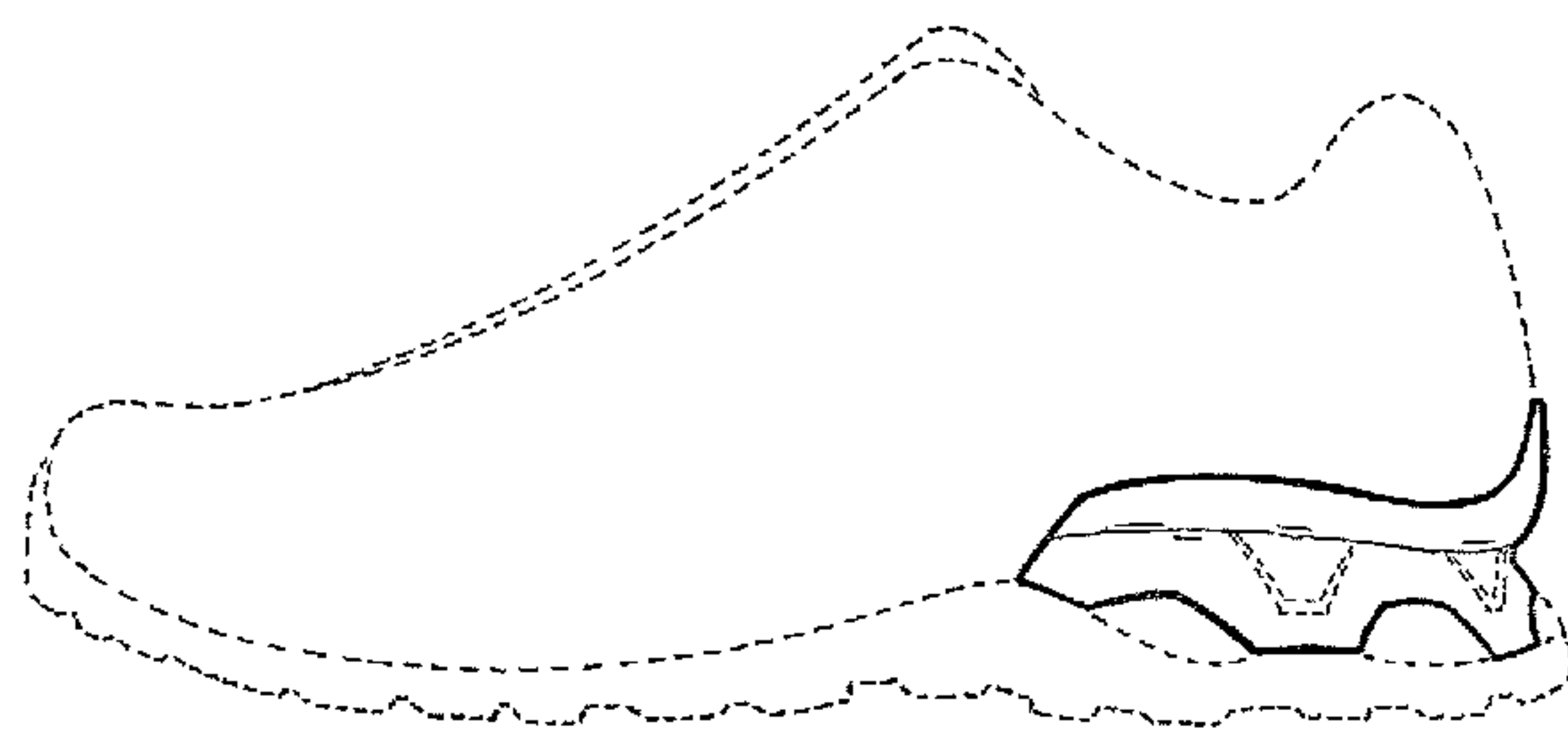


FIG. 1

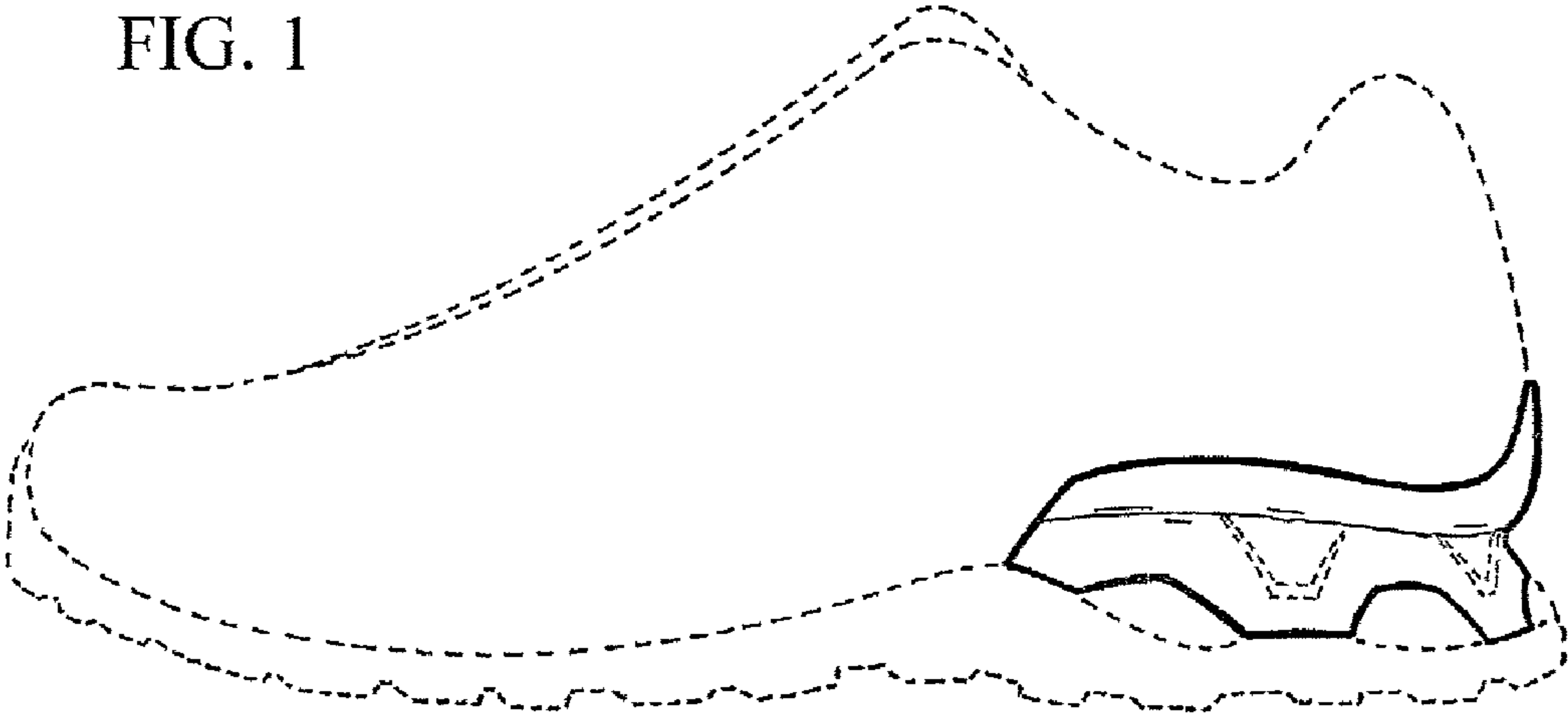


FIG. 2

