



US00D661876S

(12) **United States Design Patent**
Juang

(10) **Patent No.:** **US D661,876 S**
(45) **Date of Patent:** **** Jun. 19, 2012**

(54) **STRAP FOR A SANDAL AND THE LIKE**

(75) Inventor: **David Juang**, Irvine, CA (US)

(73) Assignee: **Grand Overseas, Inc.**, Irvine, CA (US)

(**) Term: **14 Years**

(21) Appl. No.: **29/392,754**

(22) Filed: **May 26, 2011**

Related U.S. Application Data

(63) Continuation-in-part of application No. 29/380,055, filed on Nov. 30, 2010, now Pat. No. Des. 640,458, and a continuation-in-part of application No. 29/380,057, filed on Nov. 30, 2010, now Pat. No. Des. 640,459, and a continuation-in-part of application No. 29/380,121, filed on Nov. 30, 2010, now Pat. No. Des. 640,461.

(51) **LOC (9) Cl.** **02-04**

(52) **U.S. Cl.** **D2/917; D2/946**

(58) **Field of Classification Search** D2/896,
D2/916-917, 946, 969, 971, 978; 36/112,
36/45, 3 R, 3 A, 7.7, 7.5, 11.5, 58.5
See application file for complete search history.

(56) **References Cited**

U.S. PATENT DOCUMENTS

1,855,345	A	*	4/1932	Fischer, Jr.	36/58.5
D163,792	S	*	7/1951	Cohn	D2/898
D486,296	S		2/2004	Morrison et al.		
D501,711	S	*	2/2005	Choi	D2/971
D512,207	S	*	12/2005	Choi	D2/946

D515,798	S	*	2/2006	Choi	D2/971
D521,213	S		5/2006	Mouchi et al.		
D523,214	S		6/2006	Mouchi et al.		
D530,898	S		10/2006	Choi		
D530,901	S	*	10/2006	Choi	D2/971
D548,932	S	*	8/2007	Choi	D2/917
D548,933	S	*	8/2007	Choi	D2/917
D590,583	S	*	4/2009	Juang	D2/917
D591,034	S	*	4/2009	Juang	D2/946
D648,118	S	*	11/2011	Safdeye	D2/978
2004/0093765	A1		5/2004	Baldwin		

* cited by examiner

Primary Examiner — Robert M Spear

Assistant Examiner — Rashida C McCoy

(74) *Attorney, Agent, or Firm* — Fish & Associates, PC

(57) **CLAIM**

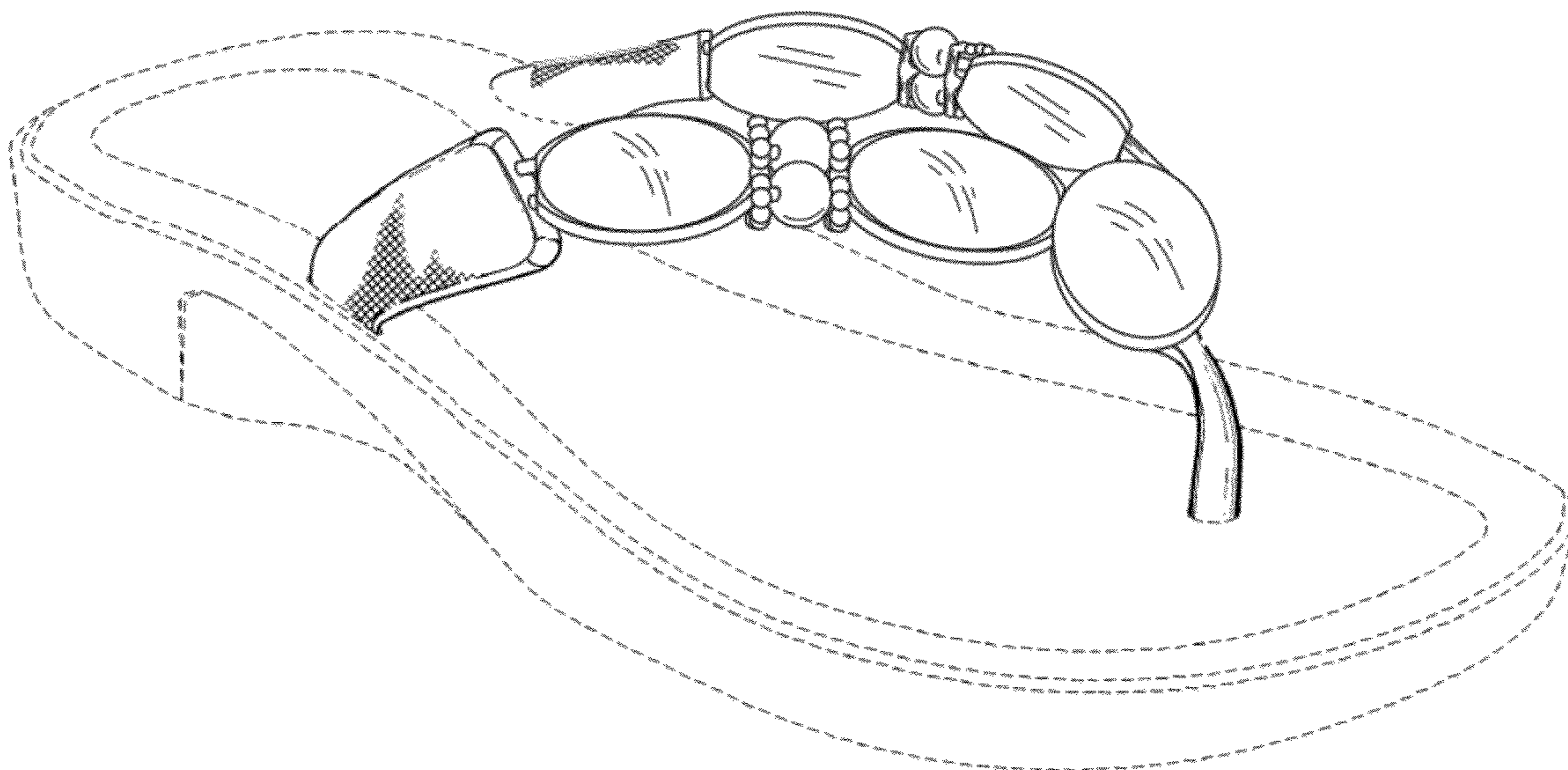
I claim, the ornamental design for a strap for a sandal and the like, as shown and described.

DESCRIPTION

FIG. 1 is a front perspective view of a strap for a sandal and the like for a right foot, showing my new design; FIG. 2 is a front elevation view thereof; FIG. 3 is right side elevation view thereof; FIG. 4 is left side elevation view thereof; FIG. 5 is a rear elevation view thereof; and, FIG. 6 is a top plan view thereof.

It is understood that a second embodiment of the claimed design, a strap for a sandal and the like for a left foot, comprises the mirror images of FIGS. 1-6, respectively. The broken lines in the drawings represent environment and form no part of the claimed design.

1 Claim, 6 Drawing Sheets



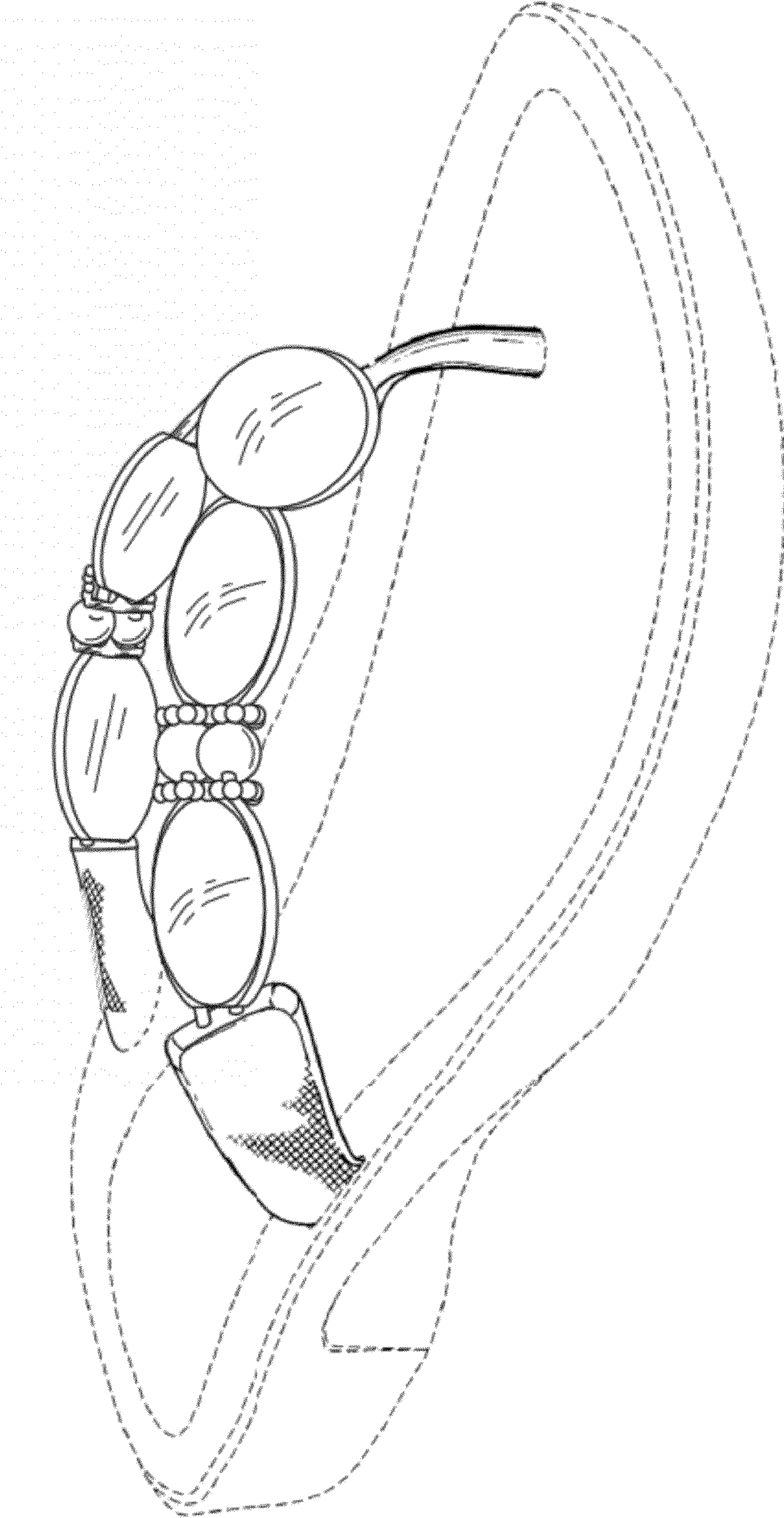


Fig. 1

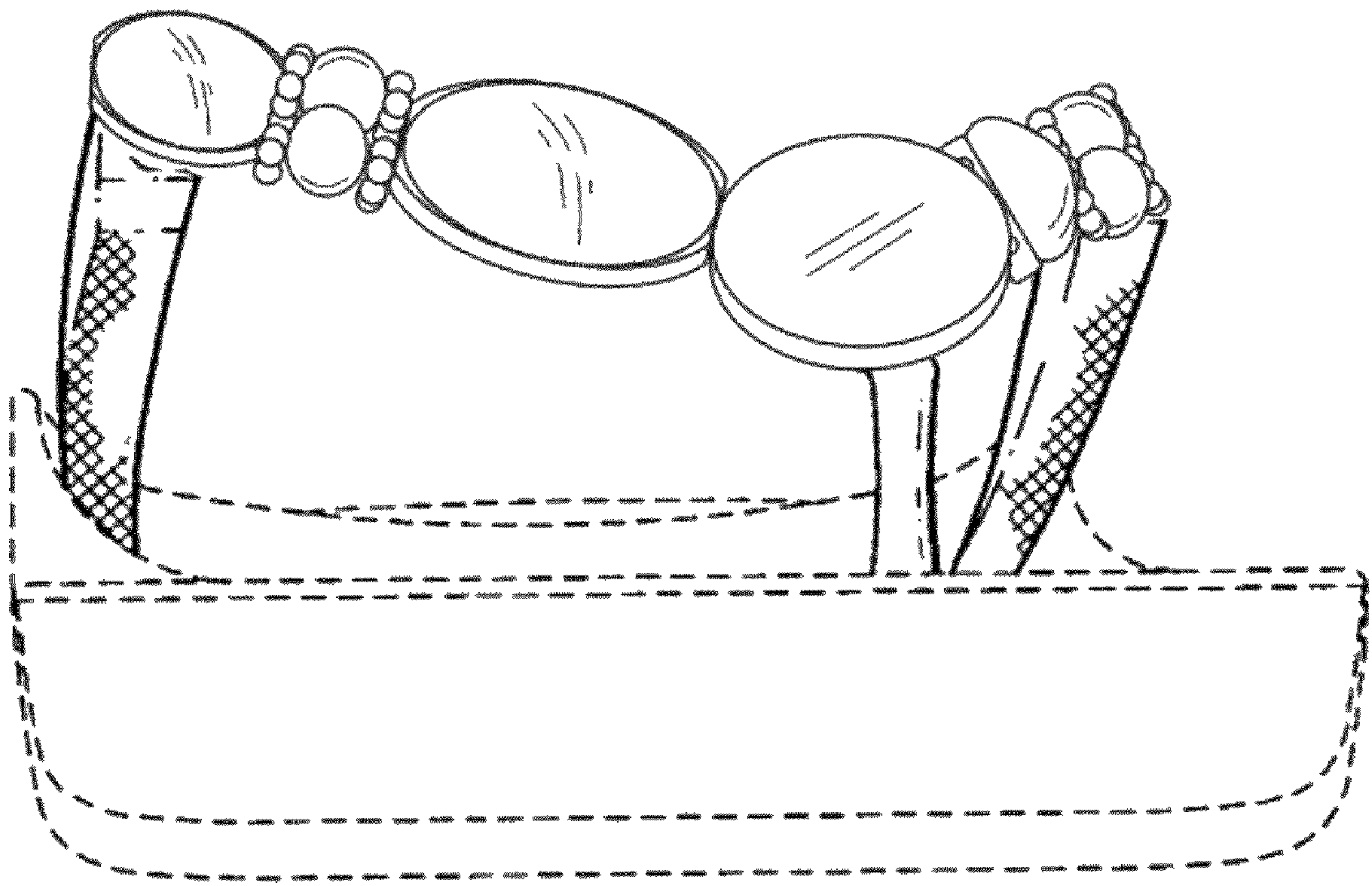


Fig. 2

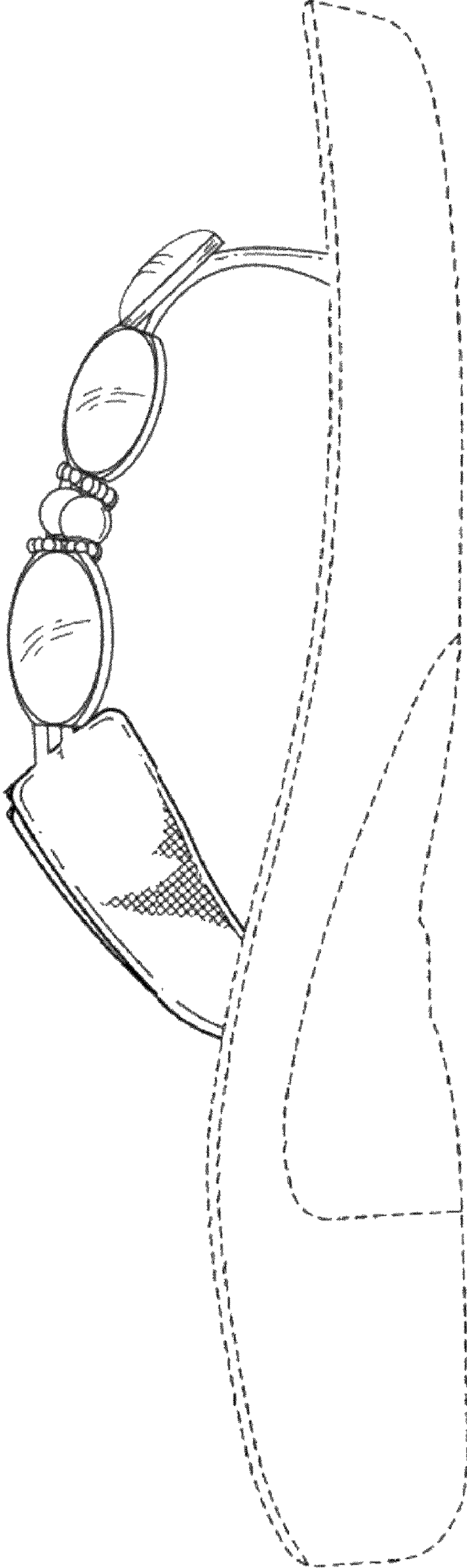


Fig. 3

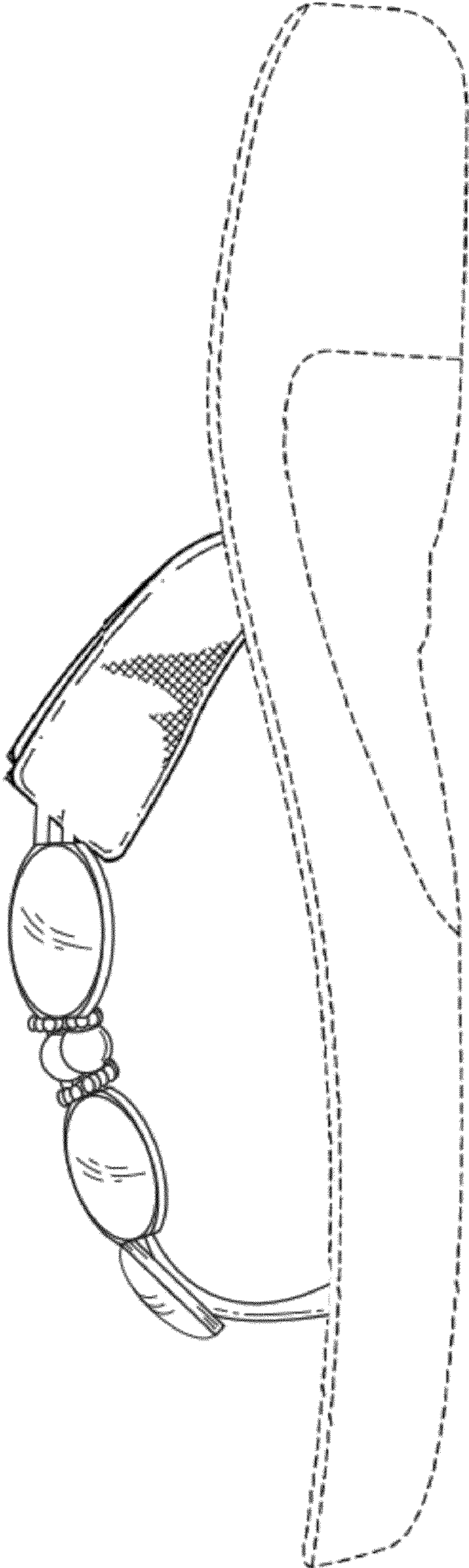


Fig. 4

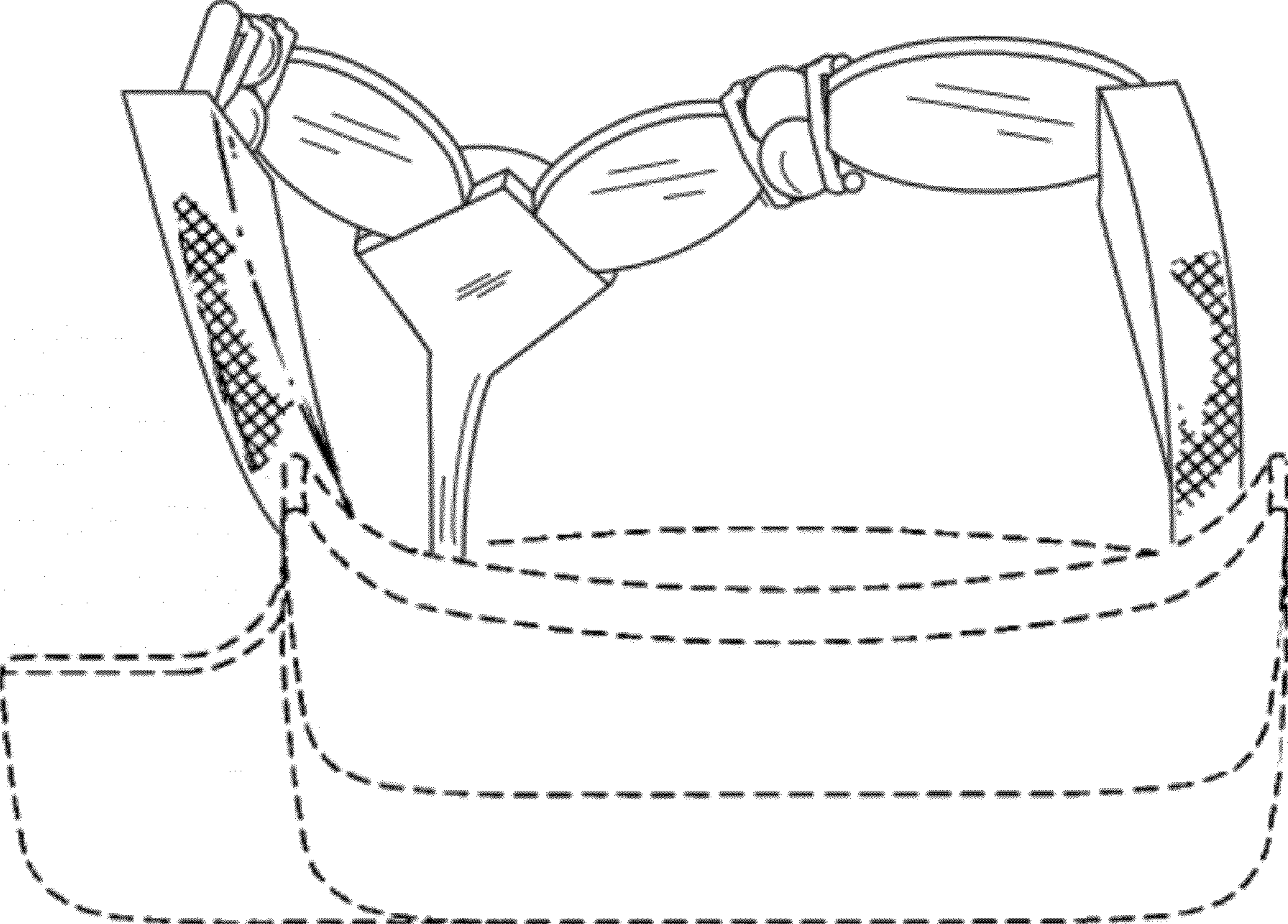


Fig. 5

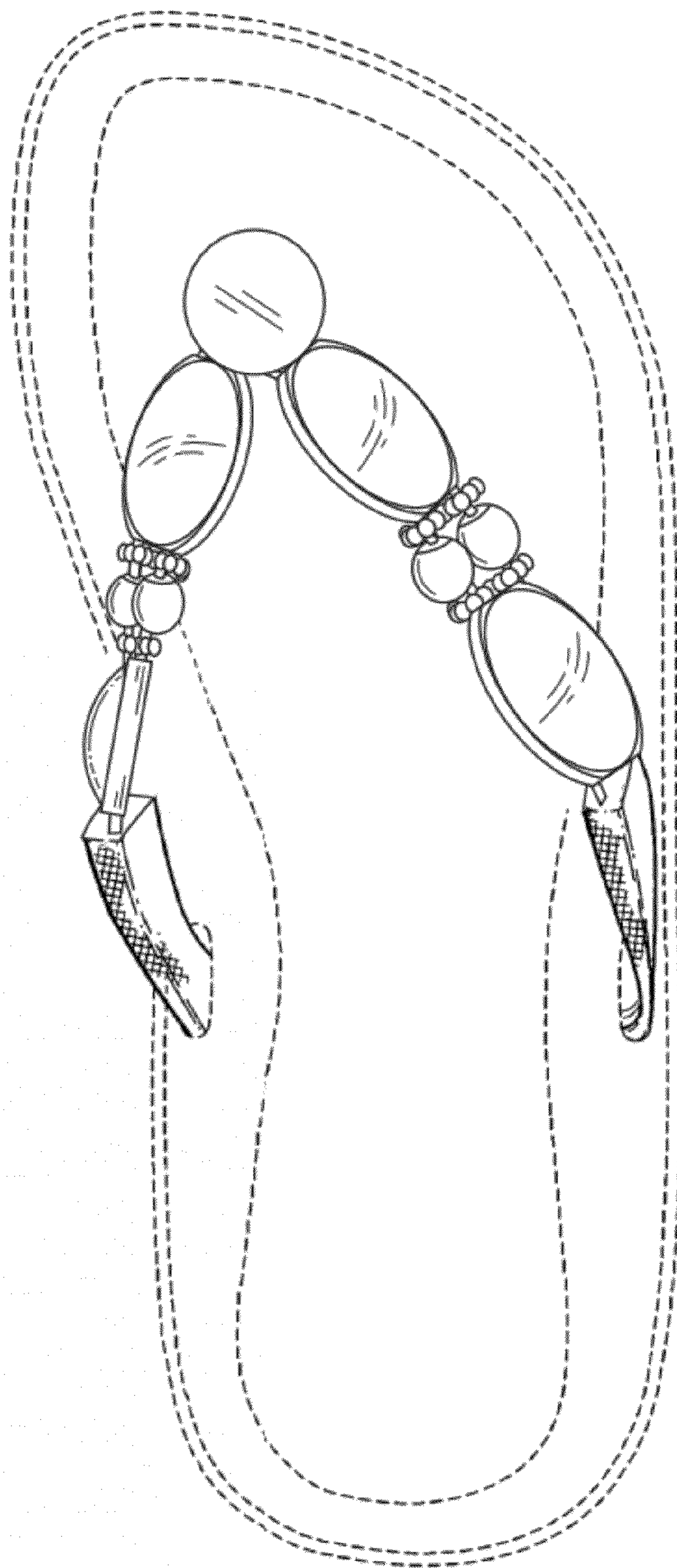


Fig. 6