



US00D661862S

(12) **United States Design Patent**
Gustafsson

(10) **Patent No.:** **US D661,862 S**
(45) **Date of Patent:** **** Jun. 12, 2012**

(54) **MASTERLINK FOR LIFTING SLINGS**

(75) Inventor: **Andreas Gustafsson, Västerås (SE)**

(73) Assignee: **Gunnebo Industrier AB, Gunnebo (SE)**

(**) Term: **14 Years**

(21) Appl. No.: **29/389,974**

(22) Filed: **Apr. 19, 2011**

(30) **Foreign Application Priority Data**

Nov. 9, 2010 (EM) 001778853-0001

(51) **LOC (9) Cl.** **12-05**

(52) **U.S. Cl.** **D34/35**

(58) **Field of Classification Search** D34/28,
D34/35; D8/367, 382, 499; 294/82.1, 82.11,
294/82.2, 82.22, 74; 474/200, 206; D3/328;
24/265 H, 599.5, 600.9, 300, 601.5; 59/82,
59/85, 78, 84, 93; D29/101.1

See application file for complete search history.

(56) **References Cited**

U.S. PATENT DOCUMENTS

4,270,907 A * 6/1981 Rodriguez-Perazza 474/200
D344,836 S * 3/1994 Huffman D34/35

D389,983 S * 1/1998 Maness D34/35
6,925,794 B2 * 8/2005 Dalferth et al. 59/78
7,032,372 B1 * 4/2006 Horvath 59/78
7,107,754 B2 * 9/2006 Sinz et al. 59/78
D542,505 S * 5/2007 Alba D34/35
D543,440 S * 5/2007 Plzak D8/367
7,228,600 B1 * 6/2007 Selby et al. 24/300
7,231,759 B2 * 6/2007 Benecke 59/78
D627,209 S * 11/2010 Aziz et al. D8/367
D653,525 S * 2/2012 Pottes et al. D8/367
2005/0193532 A1 * 9/2005 Chang 24/600.9
2008/0315604 A1 * 12/2008 Fredriksson 294/74

* cited by examiner

Primary Examiner — Cynthia Ramirez

(74) *Attorney, Agent, or Firm* — Dickstein Shapiro LLP


(57) **CLAIM**

The ornamental design for a masterlink for lifting slings, as shown and described.

DESCRIPTION

FIG. 1 shows a front perspective view of the masterlink for lifting slings of the present invention; FIG. 2 shows a back view thereof; FIG. 3 shows a bottom view thereof; FIG. 4 shows a front view thereof; FIG. 5 shows a left view thereof; FIG. 6 shows a right view thereof; and, FIG. 7 shows a top view thereof.

1 Claim, 7 Drawing Sheets






FIG. 1




FIG. 2




FIG. 3



FIG. 4




FIG. 5




FIG. 6




FIG. 7