

US00D661814S

(12) **United States Design Patent**
Lynch et al.

(10) **Patent No.:** **US D661,814 S**
(45) **Date of Patent:** **** Jun. 12, 2012**

(54) **DOOR**

(75) Inventors: **Steven K. Lynch**, St. Charles, IL (US);
Dale W. Mayfield, Tampa, FL (US);
Jason W. Caulk, St. Charles, IL (US)

(73) Assignee: **Masonite Corporation**, Tampa, FL (US)

(**) Term: **14 Years**

(21) Appl. No.: **29/409,623**

(22) Filed: **Dec. 27, 2011**

Related U.S. Application Data

(62) Division of application No. 29/388,216, filed on Mar. 25, 2011, now Pat. No. Des. 651,323, which is a division of application No. 29/359,307, filed on Apr. 8, 2010, now Pat. No. Des. 635,688, which is a division of application No. 29/339,411, filed on Jun. 30, 2009, now Pat. No. Des. 614,311, which is a division of application No. 29/322,239, filed on Jul. 31, 2008, now Pat. No. Des. 595,426, which is a division of application No. 29/210,842, filed on Aug. 9, 2004, now Pat. No. Des. 574,512, which is a division of application No. 29/168,815, filed on Oct. 10, 2002, now Pat. No. Des. 495,062.

(51) **LOC (9) Cl.** **25-02**

(52) **U.S. Cl.** **D25/48**

(58) **Field of Classification Search** D25/48;
52/455, 456, 458; 49/DIG. 2, 504

See application file for complete search history.

(56) **References Cited**

U.S. PATENT DOCUMENTS

3,546,841 A * 12/1970 Randall et al. 428/71
D509,303 S * 9/2005 Walsh et al. D25/48
2004/0035085 A1* 2/2004 Crittenden 52/784.1
* cited by examiner

Primary Examiner — Doris Clark

(74) *Attorney, Agent, or Firm* — Bernato & White, LLC

(57) **CLAIM**

The ornamental design for a door, as shown and described.

DESCRIPTION

FIG. 1 is a front elevational view of our design;
FIG. 2 is a fragmentary perspective view taken along the line 2-2 of FIG. 1, viewed in the direction of the arrows, illustrating the profile of our design;
FIG. 3 is a fragmentary cross-sectional view of the profile of FIG. 2;
FIG. 4 is a fragmentary front elevational view showing the profile of FIG. 2; and,
FIG. 5 is a front elevational view of a second embodiment of our design, with the profile of FIGS. 2-4 being incorporated therein.
The broken lines are for illustrative purposes only and form no part of the claimed design.

1 Claim, 3 Drawing Sheets




Fig. 1




Fig. 2

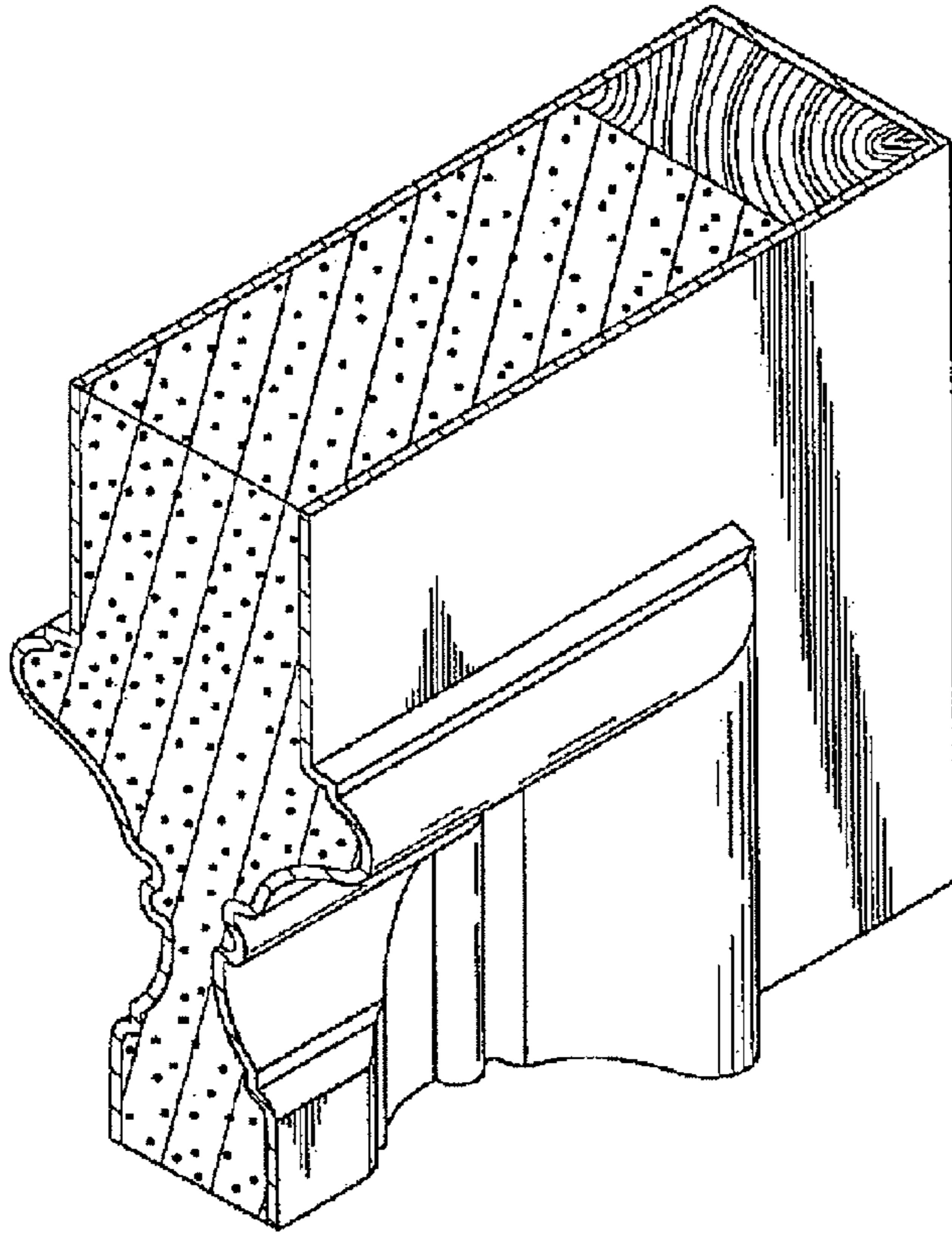


Fig. 3

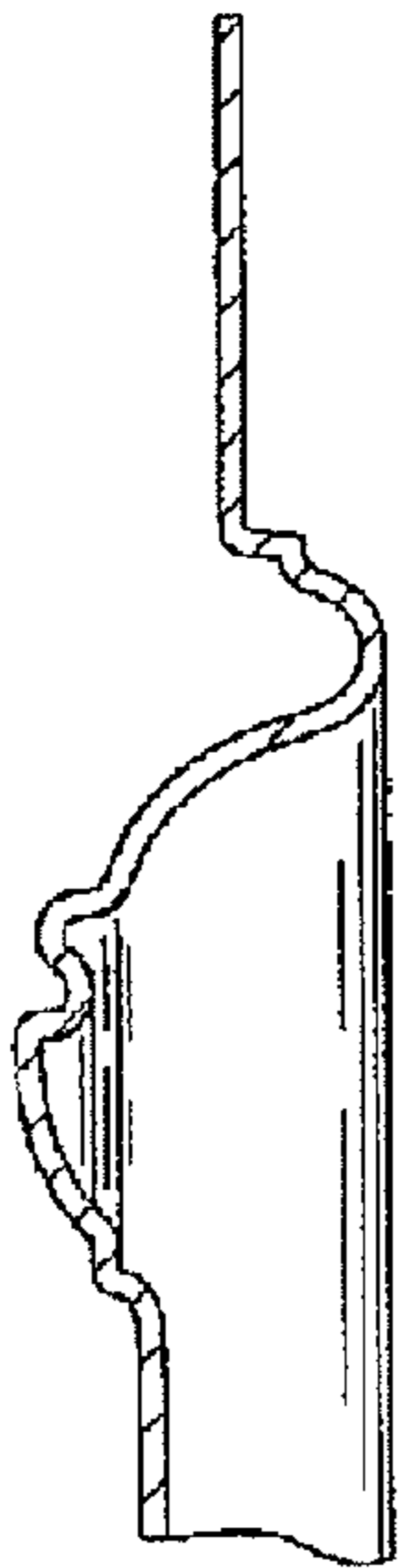


Fig. 4

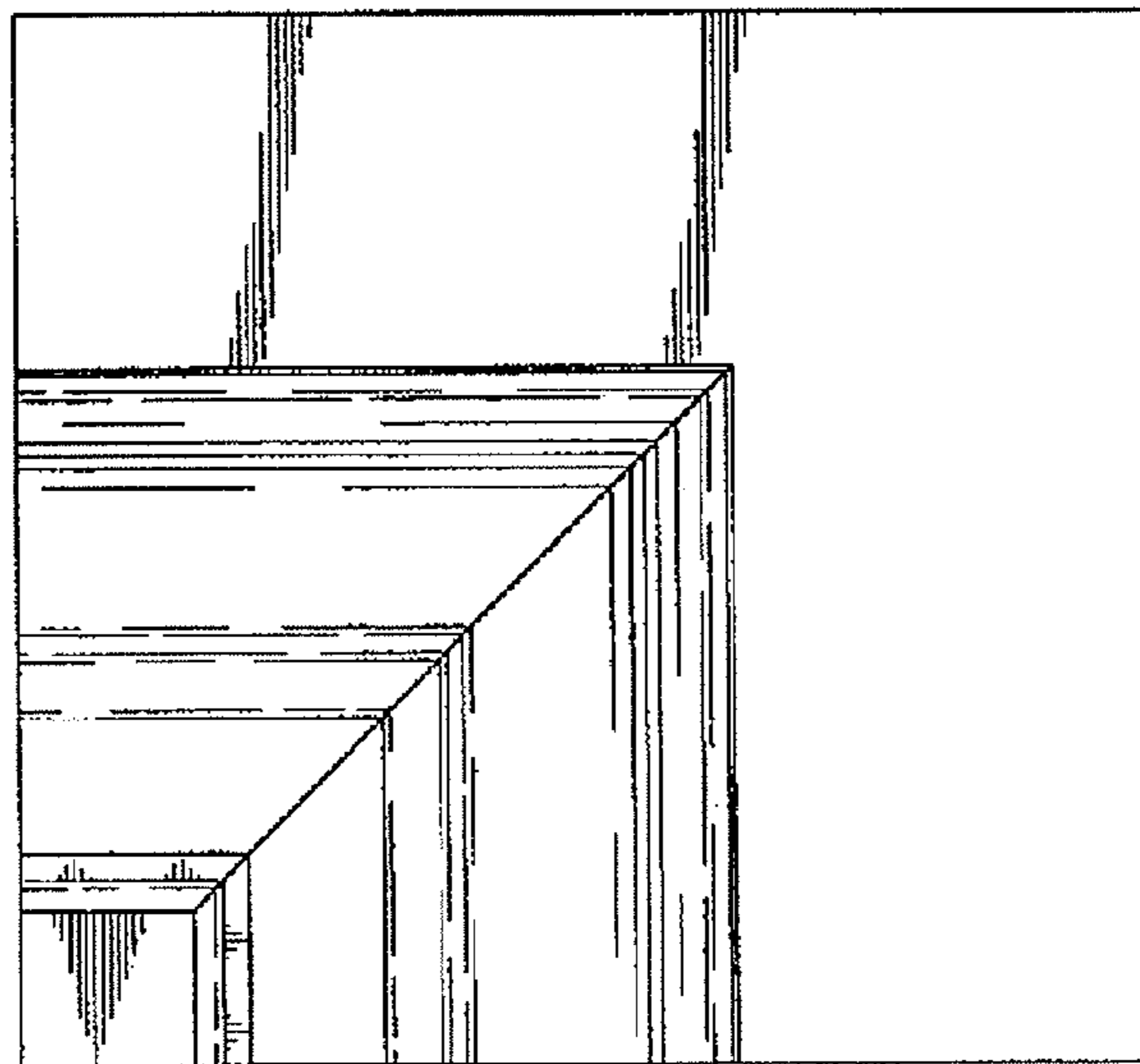


Fig. 5

