

US00D661784S

(12) **United States Design Patent**  
**Joss**

(10) **Patent No.:** **US D661,784 S**  
(45) **Date of Patent:** **\*\* Jun. 12, 2012**

(54) **COVER FOR A WASTE WATER OUTLET**

(76) Inventor: **Willi Joss**, Cape Town (ZA)

(\*\*) Term: **14 Years**

(21) Appl. No.: **29/369,323**

(22) Filed: **Sep. 7, 2010**

(30) **Foreign Application Priority Data**

May 3, 2010 (ZA) ..... A2010/00349  
Jul. 26, 2010 (ZA) ..... A2010/01064

(51) **LOC (9) Cl.** ..... **23-01**

(52) **U.S. Cl.** ..... **D23/260**

(58) **Field of Classification Search** ..... D24/259–260;  
4/679, 680, 694; 138/89  
See application file for complete search history.

(56) **References Cited**

**U.S. PATENT DOCUMENTS**

D107,370 S \* 12/1937 Bly ..... D23/260  
D216,694 S \* 3/1970 Lause ..... D23/260  
D224,668 S \* 8/1972 Burger ..... D12/317  
4,262,701 A \* 4/1981 Beacom ..... 138/89  
4,823,978 A \* 4/1989 Pufpaff ..... 220/787  
5,228,153 A \* 7/1993 Frankel ..... 4/694  
6,192,531 B1 \* 2/2001 Fritz et al. .... 4/679

6,546,573 B1 \* 4/2003 Ball ..... 4/680  
6,618,875 B1 \* 9/2003 Oropallo et al. .... 4/694  
6,622,317 B1 \* 9/2003 Oropallo et al. .... 4/494  
7,017,199 B2 \* 3/2006 Oropallo et al. .... 4/694  
7,127,752 B2 \* 10/2006 Ball ..... 4/680  
D571,899 S \* 6/2008 Gilligan ..... D23/260  
7,581,361 B1 \* 9/2009 Murkland ..... 52/169.5  
D612,913 S \* 3/2010 Evans et al. .... D23/260  
D613,828 S \* 4/2010 Kinchen ..... D23/260  
D638,103 S \* 5/2011 Roll ..... D23/260  
2012/0005824 A1 \* 1/2012 Ball ..... 4/680

\* cited by examiner

*Primary Examiner* — T. Chase Nelson

*Assistant Examiner* — Eric Goodman

(74) *Attorney, Agent, or Firm* — Stites & Harbison PLLC;  
Douglas E. Jackson

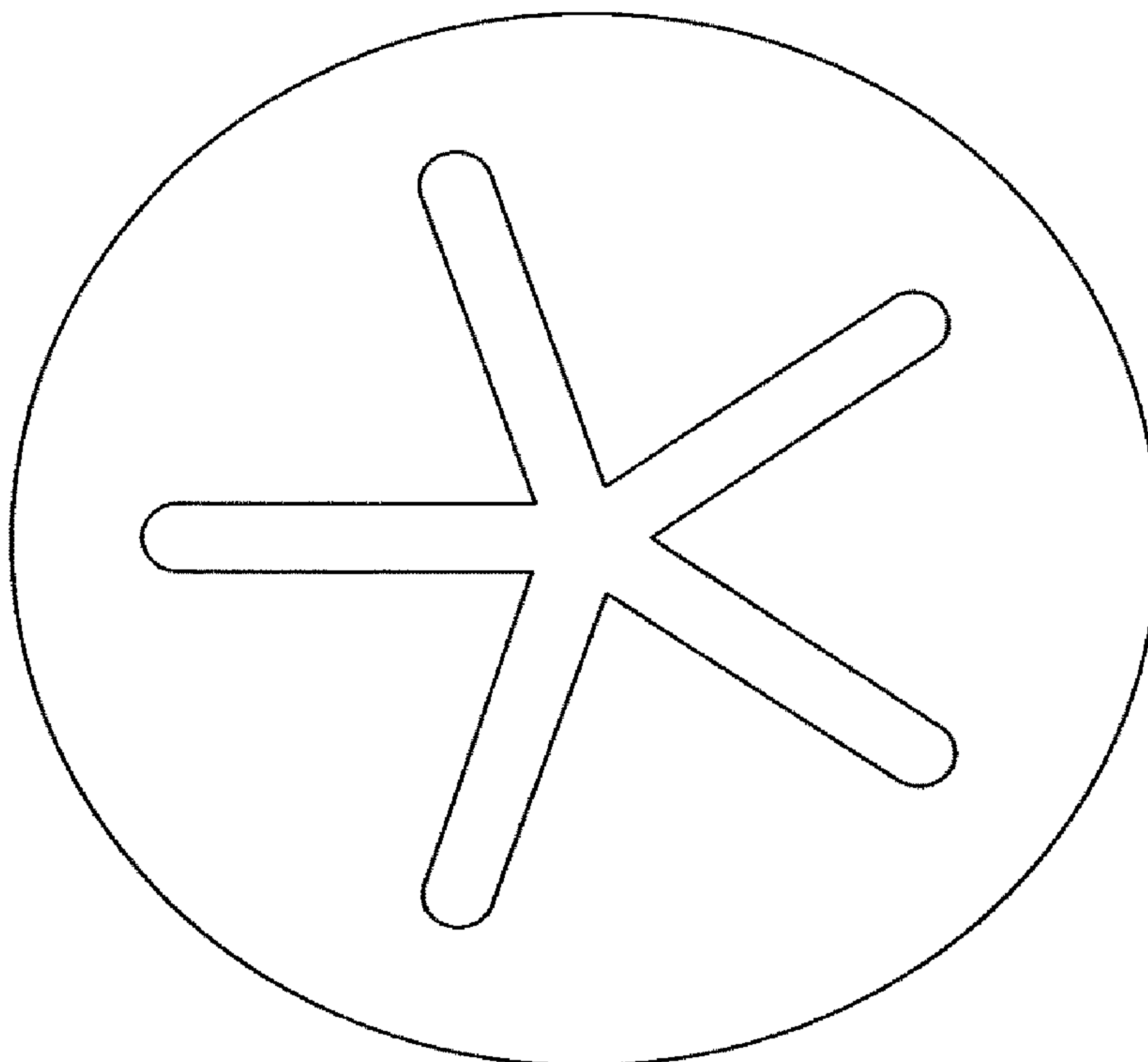
(57) **CLAIM**

The new and ornamental design for a cover for a waste water outlet, as shown and described.

**DESCRIPTION**

FIG. 1 is a top plan view of the cover showing my new design;  
FIG. 2 is an underneath plan view of the cover;  
FIG. 3 is a side elevation of the cover;  
FIG. 4 is a top plan view of a modified form of the cover;  
FIG. 5 is an underneath plan view of the cover of FIG. 4; and,  
FIG. 6 is a side elevation of the cover of FIGS. 4 and 5.

**1 Claim, 2 Drawing Sheets**



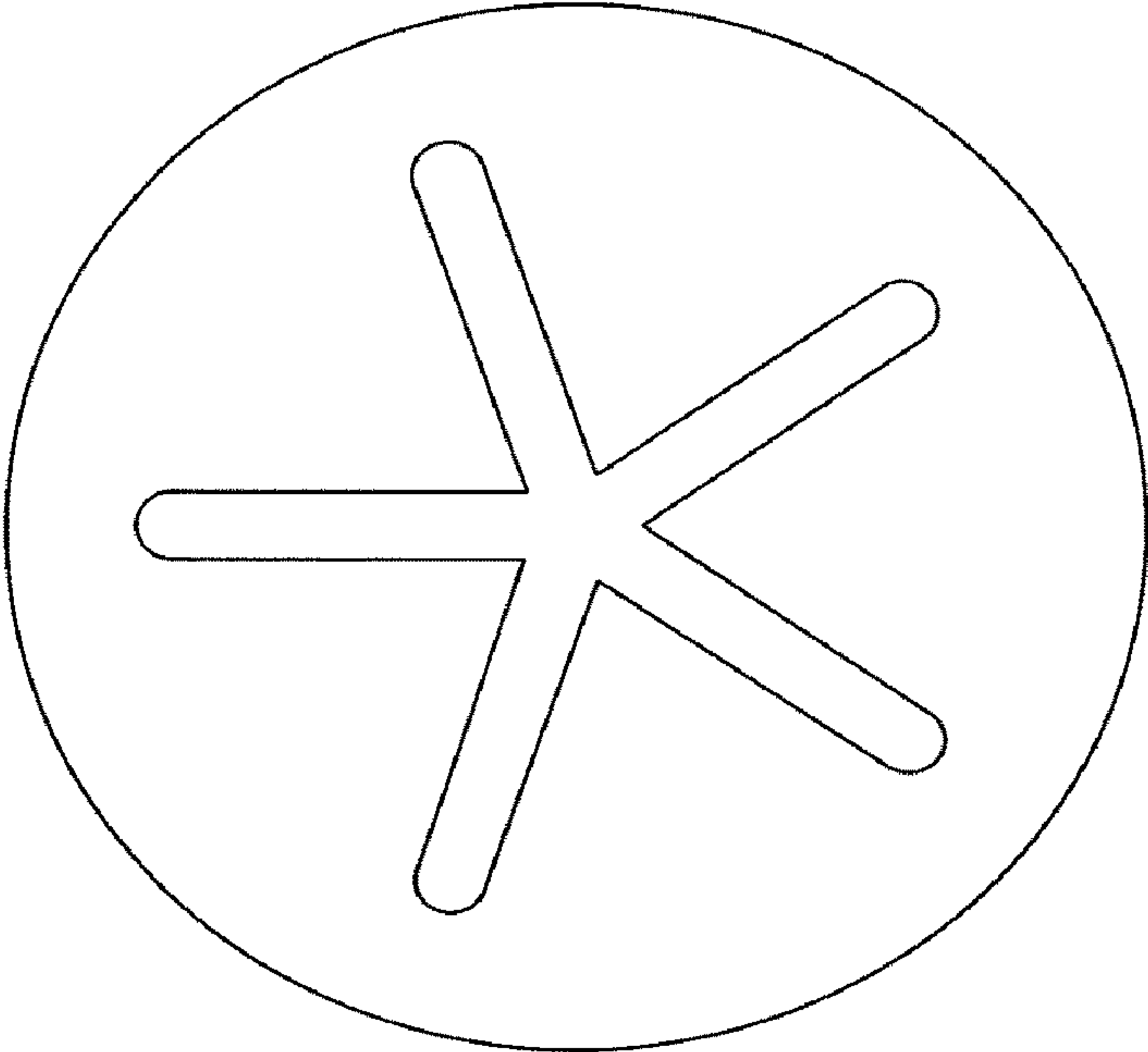


Fig. 1




Fig. 2




Fig. 3

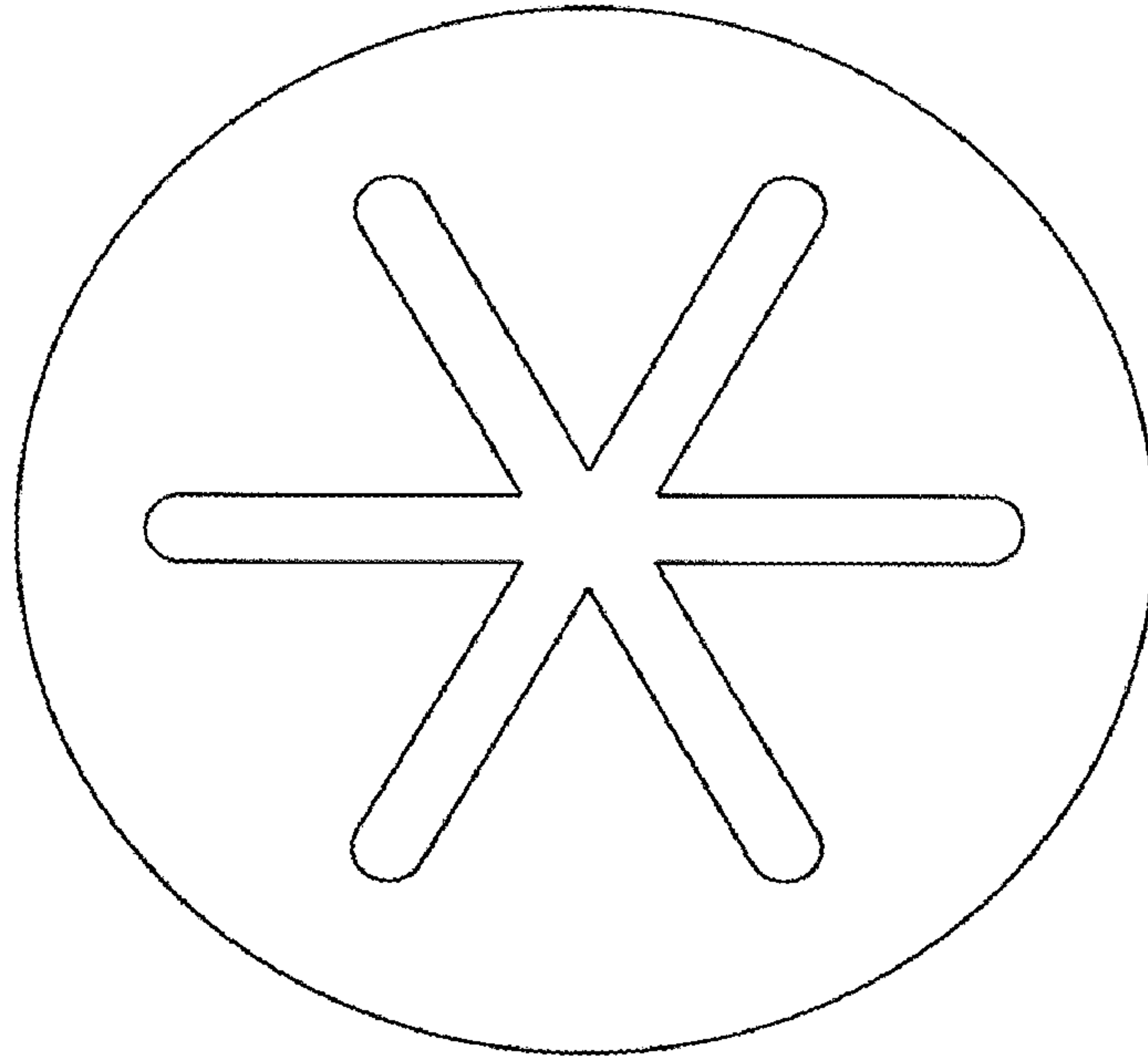


Fig. 4




Fig. 5




Fig. 6