



US00D661782S

(12) **United States Design Patent**
Slothower et al.

(10) **Patent No.:** **US D661,782 S**
(45) **Date of Patent:** **** Jun. 12, 2012**

(54) **HANDLE FOR PLUMBING FIXTURE**

(75) Inventors: **Anna-Pia K. Slothower**, Mill Valley, CA (US); **Gregory de Swarte**, Sheboygan, WI (US); **Herbert V. Kohler, Jr.**, Kohler, WI (US)

(73) Assignee: **Kohler Co.**, Kohler, WI (US)

(**) Term: **14 Years**

(21) Appl. No.: **29/390,311**

(22) Filed: **Apr. 22, 2011**

(51) **LOC (9) Cl.** **23-01**

(52) **U.S. Cl.** **D23/252**

(58) **Field of Classification Search** D23/250,
D23/252, 254, 238, 241–243; 4/675–678;
137/801

See application file for complete search history.

(56) **References Cited**

U.S. PATENT DOCUMENTS

D448,067 S * 9/2001 Pitsch D23/252
D477,057 S * 7/2003 Schonherr et al. D23/252

D531,271 S * 10/2006 Kohler et al. D23/252
D644,304 S * 8/2011 Slothower et al. D23/252

* cited by examiner

Primary Examiner — Robert Delehanty

(74) *Attorney, Agent, or Firm* — Foley & Lardner LLP

(57) **CLAIM**

We claim the ornamental design for a handle for plumbing fixture, as shown and described.

DESCRIPTION

FIG. 1 is a top perspective view of an embodiment of the claimed design;

FIG. 2 is a front elevation view of the claimed design of FIG. 1;

FIG. 3 is a right-side elevation view of the claimed design of FIG. 1;

FIG. 4 is a left-side elevation view of the claimed design of FIG. 1;

FIG. 5 is a top plan view of the claimed design of FIG. 1; and,

FIG. 6 is a bottom plan view of the claimed design of FIG. 1.

The ornamental design which is claimed is shown in solid lines in the drawings: The broken lines in the drawings are for illustrative purposes only and form no part of the claimed design.

1 Claim, 2 Drawing Sheets





FIG. 1




FIG. 2




FIG. 3

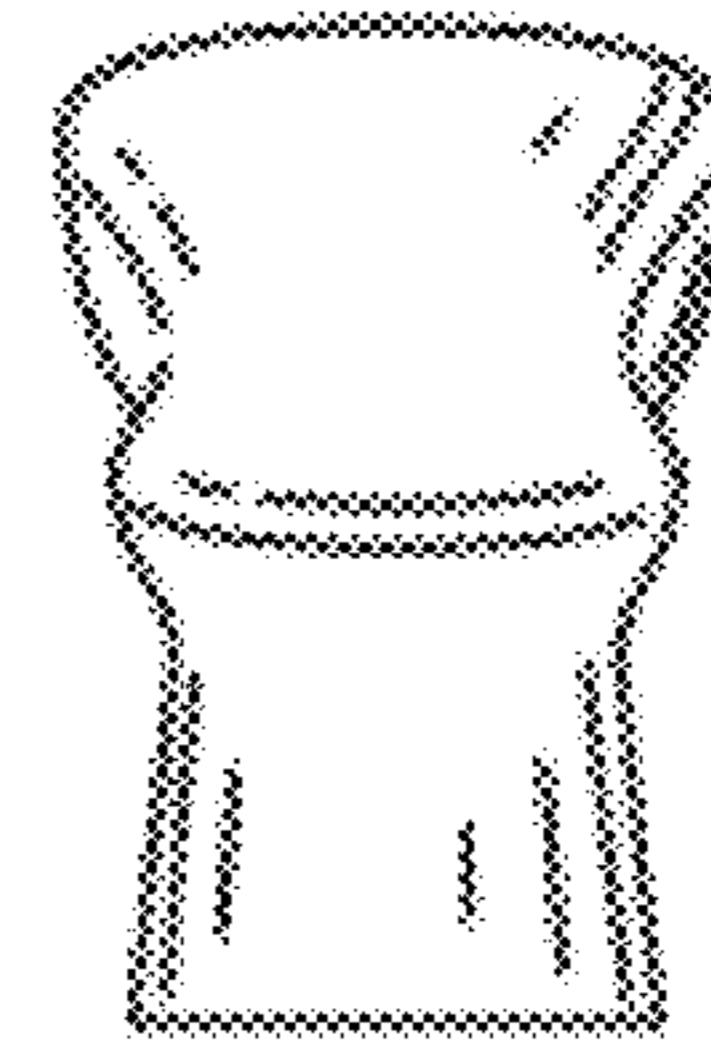


FIG. 4




FIG. 5




FIG. 6