



US00D661765S

(12) **United States Design Patent**
Galinski

(10) **Patent No.:** **US D661,765 S**
(45) **Date of Patent:** **** Jun. 12, 2012**

(54) **INFLATABLE TRAPEZOIDAL PLAY STRUCTURE**

(75) Inventor: **Andrea Galinski**, Racine, WI (US)

(73) Assignee: **Chelsea & Scott, Ltd.**, Lake Bluff, IL (US)

(**) Term: **14 Years**

(21) Appl. No.: **29/407,833**

(22) Filed: **Dec. 2, 2011**

Related U.S. Application Data

(63) Continuation of application No. 13/250,814, filed on Sep. 30, 2011.

(51) **LOC (9) Cl.** **21-03**

(52) **U.S. Cl.** **D21/826; D21/835**

(58) **Field of Classification Search** D21/811,
D21/814, 818-827, 835; 482/35, 36; 472/124,
472/136, 116-117; 5/655.3, 655.5, 657,
5/682; 135/124, 136; 446/85, 89, 220, 478
See application file for complete search history.

(56) **References Cited**

U.S. PATENT DOCUMENTS

3,485,494	A *	12/1969	Lieberman	482/35
4,459,714	A *	7/1984	Lin	5/655.3
5,678,357	A	10/1997	Rubio et al.		
D394,474	S *	5/1998	Horne	D21/835
D433,477	S *	11/2000	Addleman	D21/827
D440,622	S *	4/2001	Gourchounian	D21/820
D441,416	S *	5/2001	Gourchounian	D21/820
D460,141	S *	7/2002	Gourchounian	D21/820
D472,292	S *	3/2003	Peterson	D21/818
6,565,405	B2 *	5/2003	Hsu et al.	472/136
6,810,896	B2 *	11/2004	Ueda et al.	135/136
D513,524	S *	1/2006	Auberger	D21/814
D514,650	S *	2/2006	Auberger	D21/814
D521,590	S *	5/2006	Bourget	D21/826
D522,082	S *	5/2006	Peterson	D21/818

D523,513	S *	6/2006	Auberger	D21/814
7,089,703	B2 *	8/2006	Brereton	472/134
7,104,864	B1	9/2006	Liou		
D531,254	S *	10/2006	Auberger	D21/814
D540,413	S *	4/2007	McKee et al.	D21/818
D555,223	S *	11/2007	Wozencroft	D21/827
D556,288	S *	11/2007	Robinson et al.	D21/819
D557,368	S *	12/2007	Berenson	D21/818
D557,369	S *	12/2007	Robinson	D21/818
D595,801	S *	7/2009	Boulton et al.	D21/819
D595,802	S *	7/2009	Boulton et al.	D21/835
D597,163	S *	7/2009	Boulton et al.	D21/819
D600,769	S *	9/2009	Xiao	D21/820

(Continued)

Primary Examiner — Mitchell Siegel

(74) *Attorney, Agent, or Firm* — Cardinal Law Group

(57) **CLAIM**

The ornamental design for an inflatable trapezoidal play structure, as shown and described.

DESCRIPTION

FIG. 1 is a perspective view of an inflatable trapezoidal play structure;

FIG. 2 is a left side view of the of the inflatable trapezoidal play structure, the right side view (omitted) being a mirror image thereof;

FIG. 3 is a front view of the inflatable trapezoidal play structure;

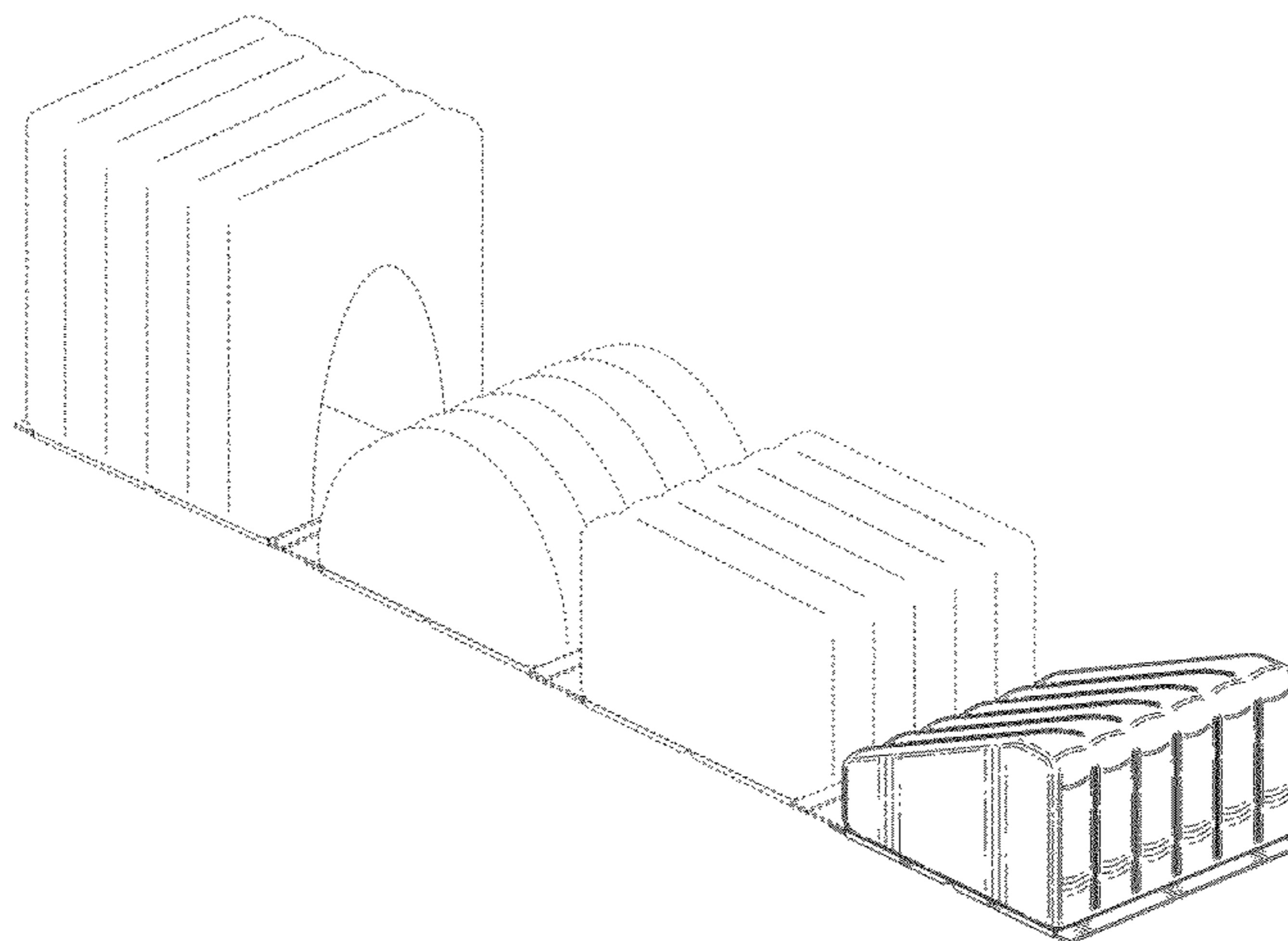
FIG. 4 is a rear view of the inflatable trapezoidal play structure;

FIG. 5 is a bottom view of the inflatable trapezoidal play structure;

FIG. 6 is a top view of the inflatable trapezoidal play structure; and,

FIG. 7 is a perspective view of the inflatable trapezoidal play structure employed in an inflatable play structure system. The broken line showing of is included for the purpose of illustrating and forms no part of the claimed design.

1 Claim, 4 Drawing Sheets



US D661,765 S

Page 2

U.S. PATENT DOCUMENTS

D600,770 S *	9/2009	Xiao	D21/820	
D627,848 S *	11/2010	Cline	D21/814	
D639,886 S *	6/2011	Cirjak et al.	D21/811	
					D639,887 S * 6/2011 Cirjak et al. D21/818
					2008/0242188 A1* 10/2008 Yanagita 446/85

* cited by examiner

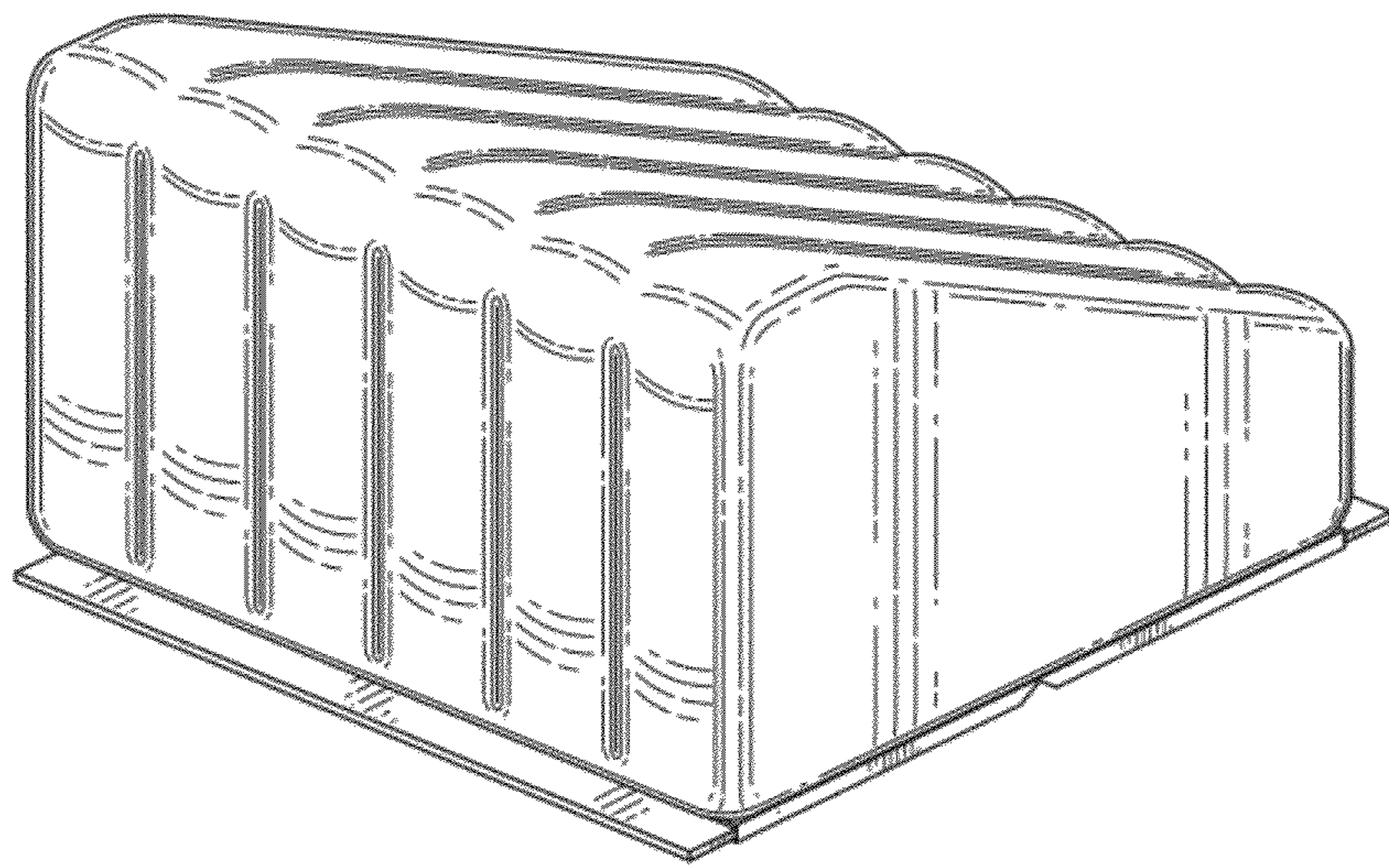


FIG. 1

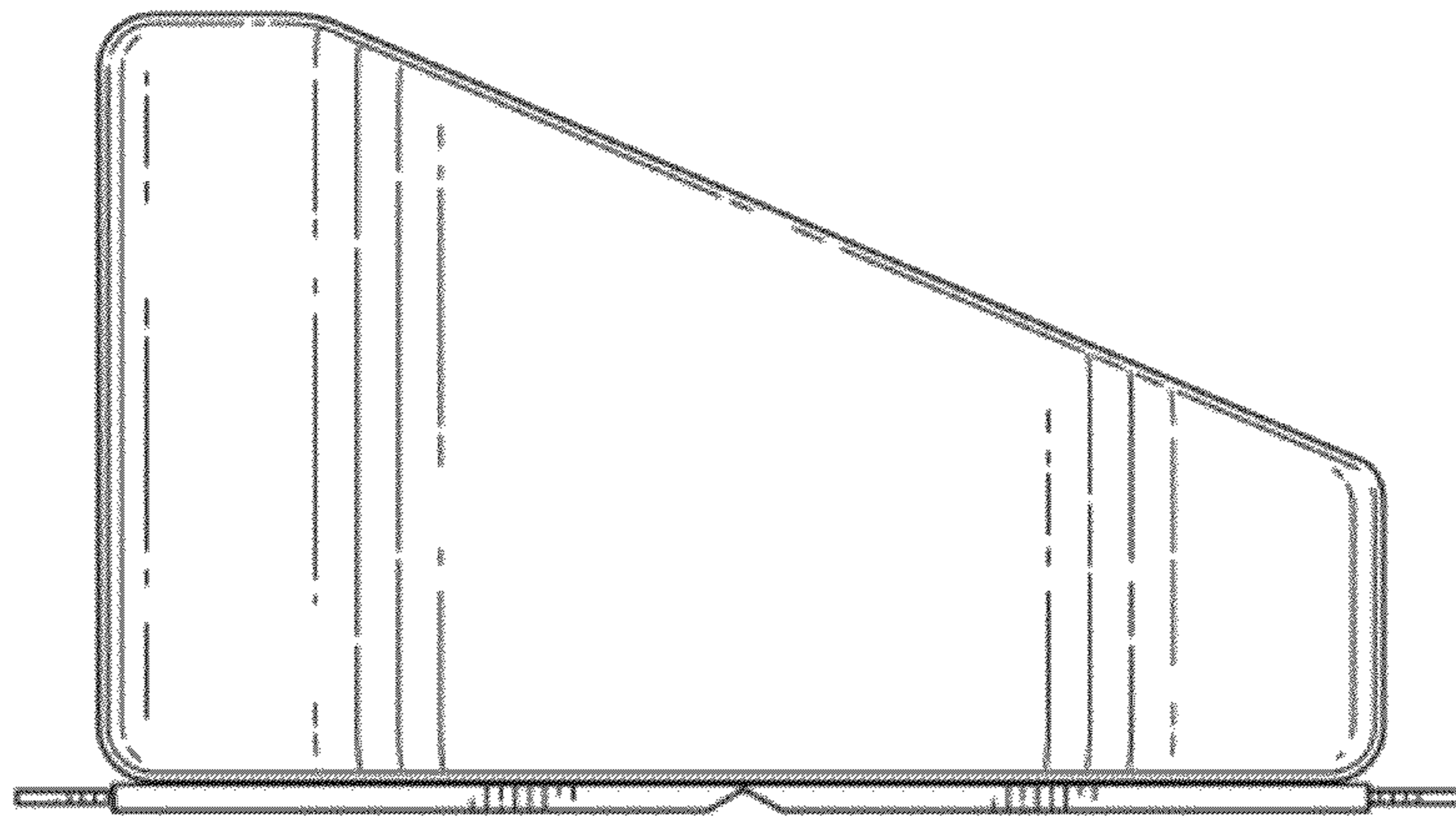


FIG. 2

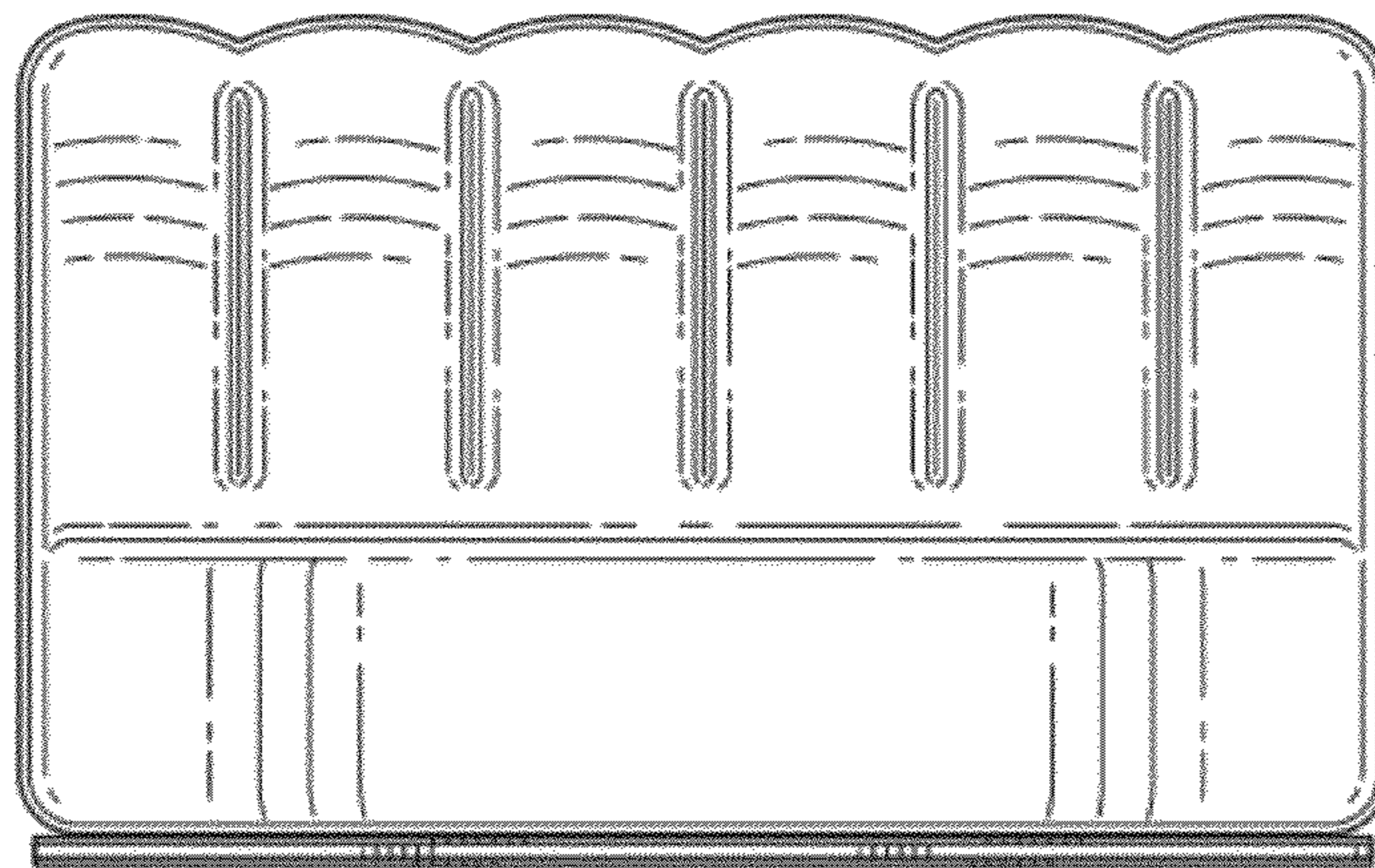


FIG. 3

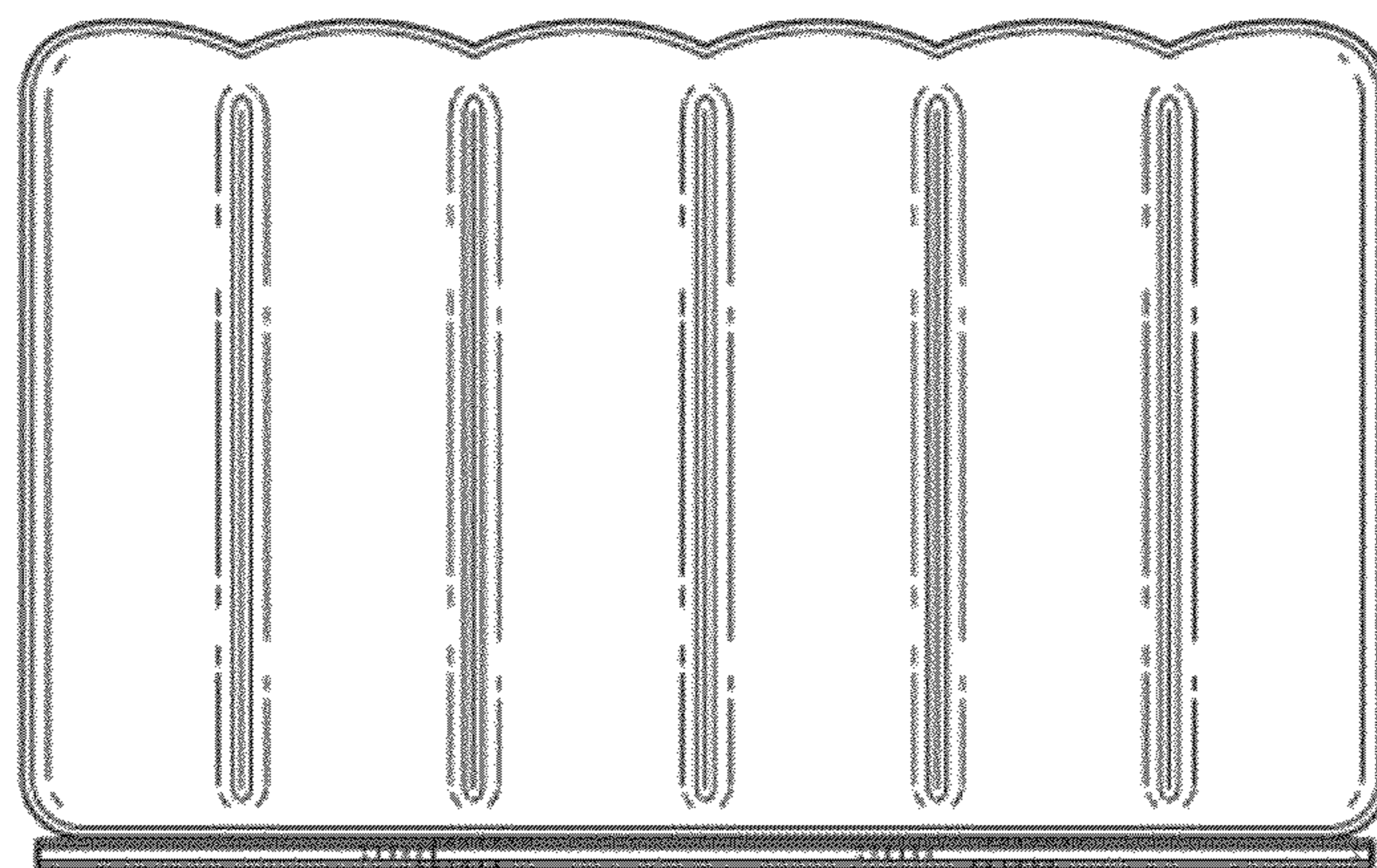


FIG. 4




FIG. 5

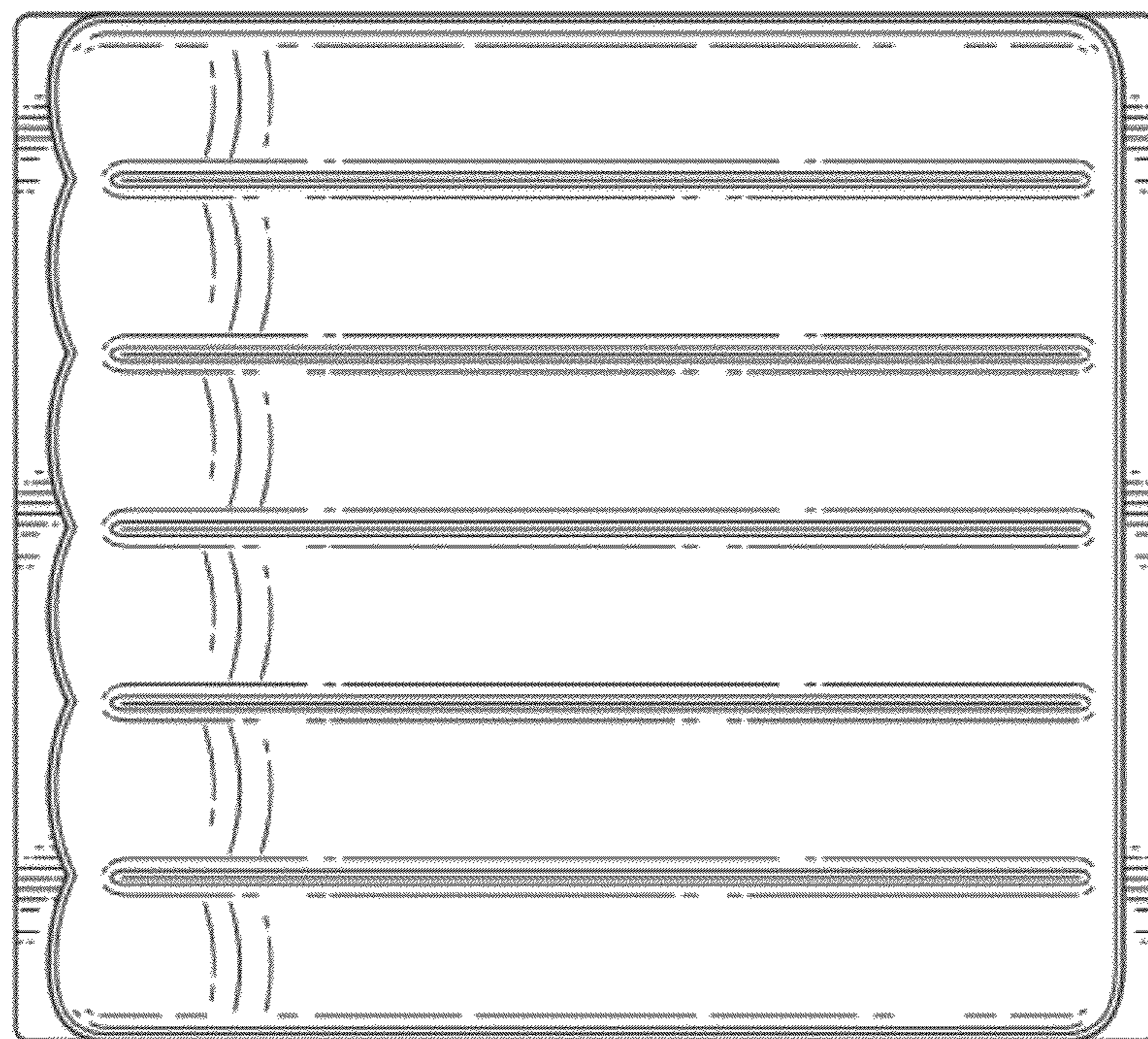


FIG. 6

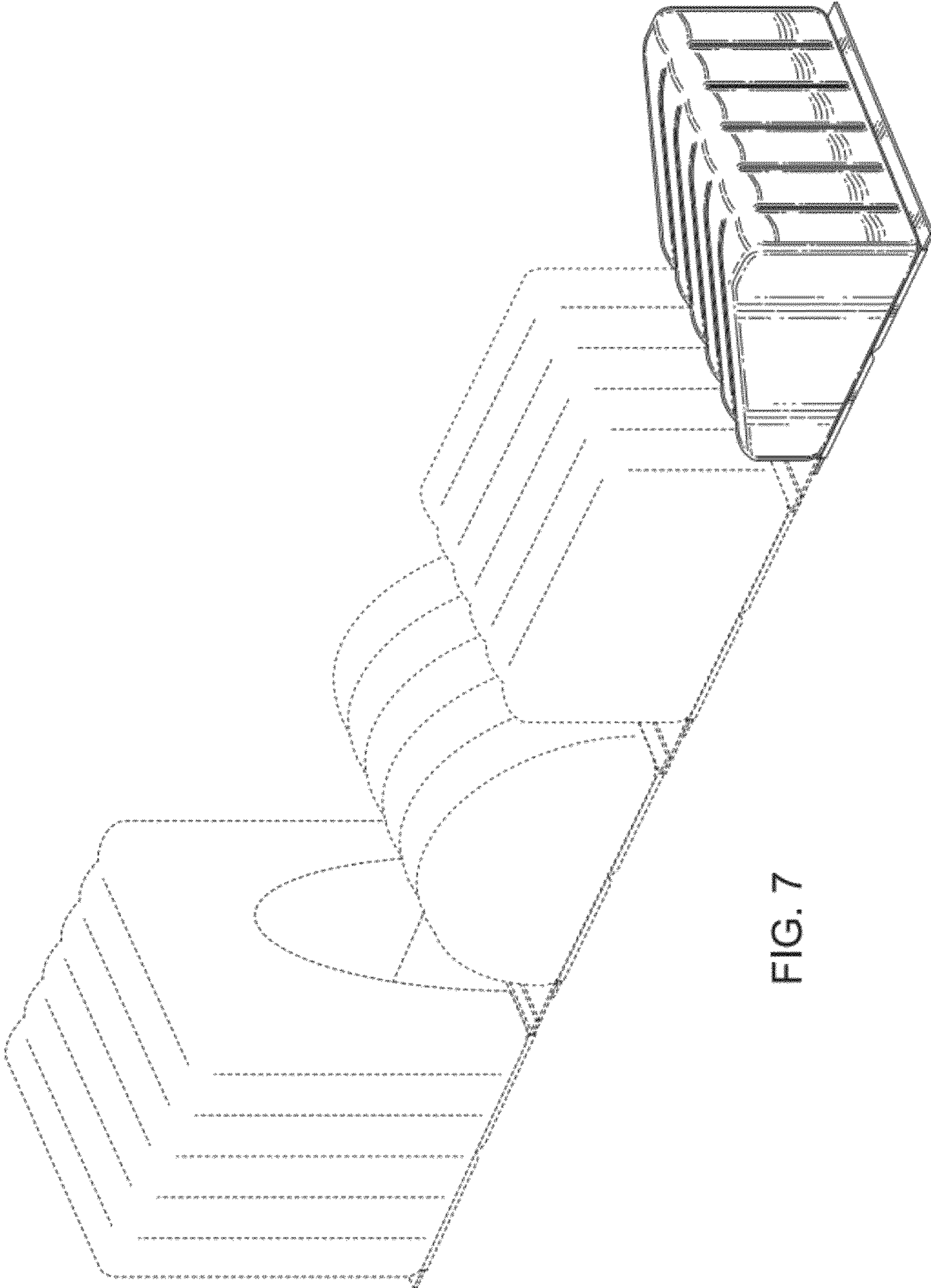


FIG. 7