



US00D661762S

(12) **United States Design Patent**  
**Galinski**

(10) **Patent No.:** **US D661,762 S**  
(45) **Date of Patent:** **\*\* Jun. 12, 2012**

(54) **INFLATABLE RECTANGULAR PLAY STRUCTURE**

(75) Inventor: **Andrea Galinski**, Racine, WI (US)

(73) Assignee: **Chelsea & Scott, Ltd.**, Lake Bluff, IL (US)

(\*\*) Term: **14 Years**

(21) Appl. No.: **29/407,829**

(22) Filed: **Dec. 2, 2011**

(51) **LOC (9) Cl.** ..... **21-03**

(52) **U.S. Cl.** ..... **D21/826; D21/835**

(58) **Field of Classification Search** ..... D21/811,  
D21/814, 818-827, 835; 482/35, 36; 472/124,  
472/136, 116-117; 5/655.3, 655.5, 657,  
5/682; 135/124, 136; 446/85, 89, 220, 478  
See application file for complete search history.

(56) **References Cited**

**U.S. PATENT DOCUMENTS**

3,485,494	A	*	12/1969	Lieberman	.....	482/35
4,459,714	A	*	7/1984	Lin	.....	5/655.3
5,678,357	A		10/1997	Rubio et al.		
D394,474	S	*	5/1998	Horne	.....	D21/835
D433,477	S	*	11/2000	Addleman	.....	D21/827
D440,622	S	*	4/2001	Gourchounian	.....	D21/820
D441,416	S	*	5/2001	Gourchounian	.....	D21/820
D460,141	S	*	7/2002	Gourchounian	.....	D21/820
D472,292	S	*	3/2003	Peterson	.....	D21/818
6,565,405	B2	*	5/2003	Hsu et al.	.....	472/136
6,810,896	B2	*	11/2004	Ueda et al.	.....	135/136
D513,524	S	*	1/2006	Auberger	.....	D21/814
D514,650	S	*	2/2006	Auberger	.....	D21/814
D521,590	S	*	5/2006	Bourget	.....	D21/826
D522,082	S	*	5/2006	Peterson	.....	D21/818
D523,513	S	*	6/2006	Auberger	.....	D21/814
7,089,703	B2	*	8/2006	Brereton	.....	472/134
7,104,864	B1		9/2006	Liou		
D531,254	S	*	10/2006	Auberger	.....	D21/814

D540,413	S	*	4/2007	McKee et al.	.....	D21/818
D555,223	S	*	11/2007	Wozencroft	.....	D21/827
D556,288	S	*	11/2007	Robinson et al.	.....	D21/819
D557,368	S	*	12/2007	Berenson	.....	D21/818
D557,369	S	*	12/2007	Robinson	.....	D21/818
D595,801	S	*	7/2009	Boulton et al.	.....	D21/819
D595,802	S	*	7/2009	Boulton et al.	.....	D21/835
D597,163	S	*	7/2009	Boulton et al.	.....	D21/819
D600,769	S	*	9/2009	Xiao	.....	D21/820
D600,770	S	*	9/2009	Xiao	.....	D21/820
D627,848	S	*	11/2010	Cline	.....	D21/814
D639,886	S	*	6/2011	Cirjak et al.	.....	D21/811
D639,887	S	*	6/2011	Cirjak et al.	.....	D21/818
2008/0242188	A1	*	10/2008	Yanagita	.....	446/85

\* cited by examiner

*Primary Examiner* — Mitchell Siegel

(74) *Attorney, Agent, or Firm* — Cardinal Law Group, LLC

(57) **CLAIM**

The ornamental design for an inflatable rectangular play structure, as shown and described.

**DESCRIPTION**

FIG. 1 is a perspective view of an inflatable rectangular play structure;

FIG. 2 is a right side view of the of the inflatable rectangular play structure, the left side view (omitted) being a minor image thereof;

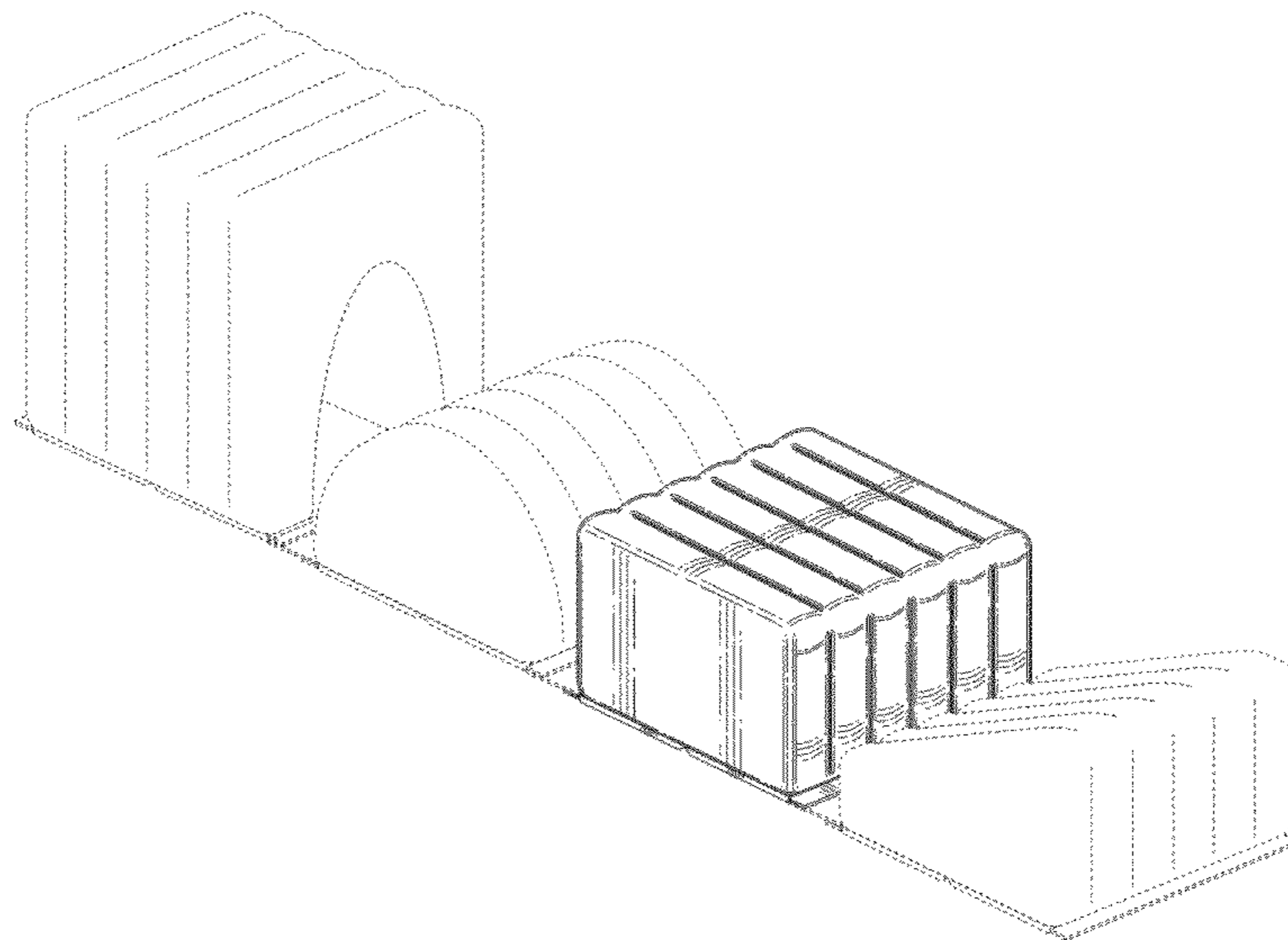
FIG. 3 is a front view of the inflatable rectangular play structure, the rear view (omitted) being a mirror image thereof;

FIG. 4 is a bottom view of the inflatable rectangular play structure;

FIG. 5 is a top view of the inflatable rectangular play structure; and,

FIG. 6 is a perspective view of the inflatable rectangular play structure employed in an inflatable play structure system. The broken line showing of is included for the purpose of illustrating and forms no part of the claimed design.

**1 Claim, 4 Drawing Sheets**



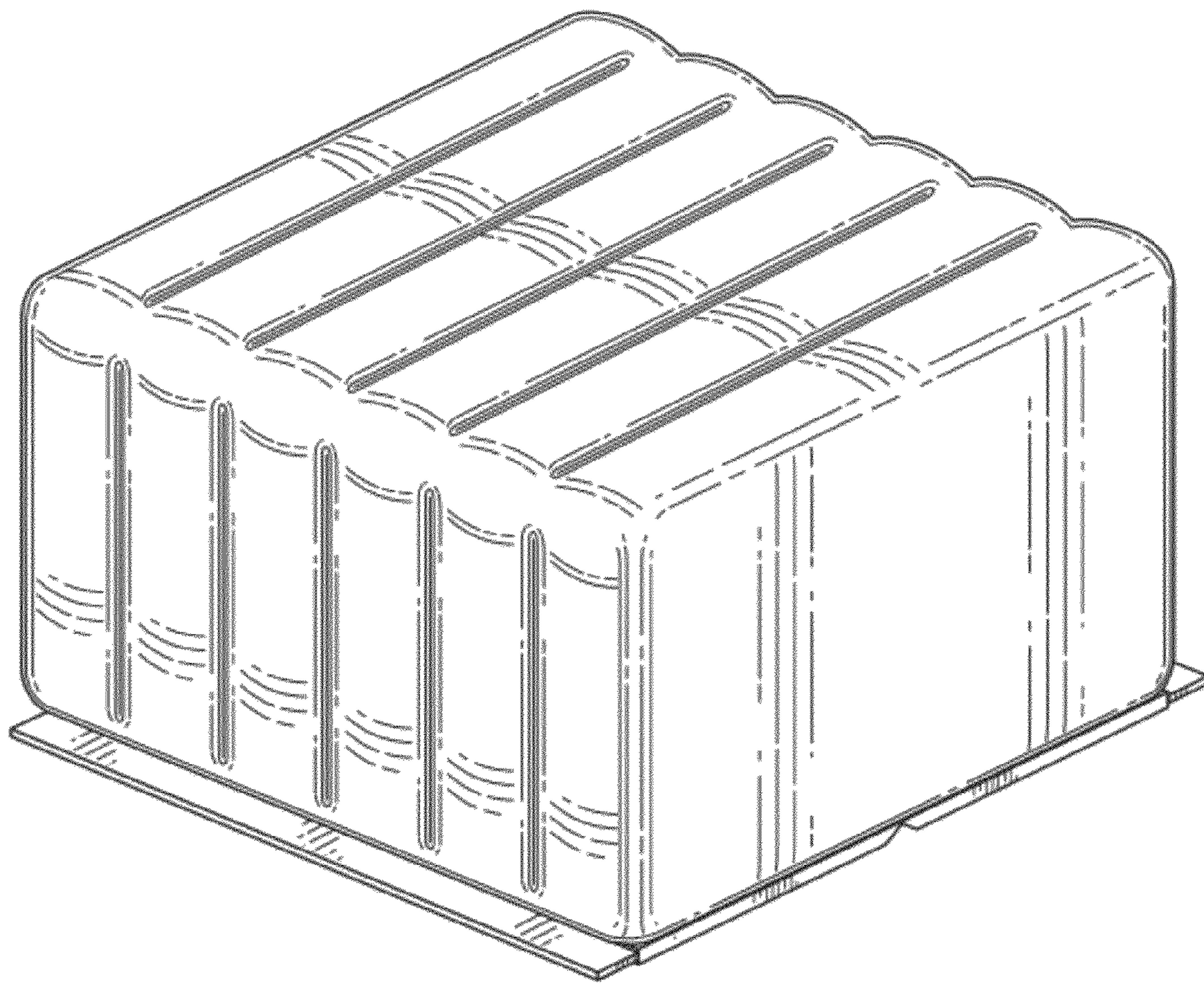


FIG. 1

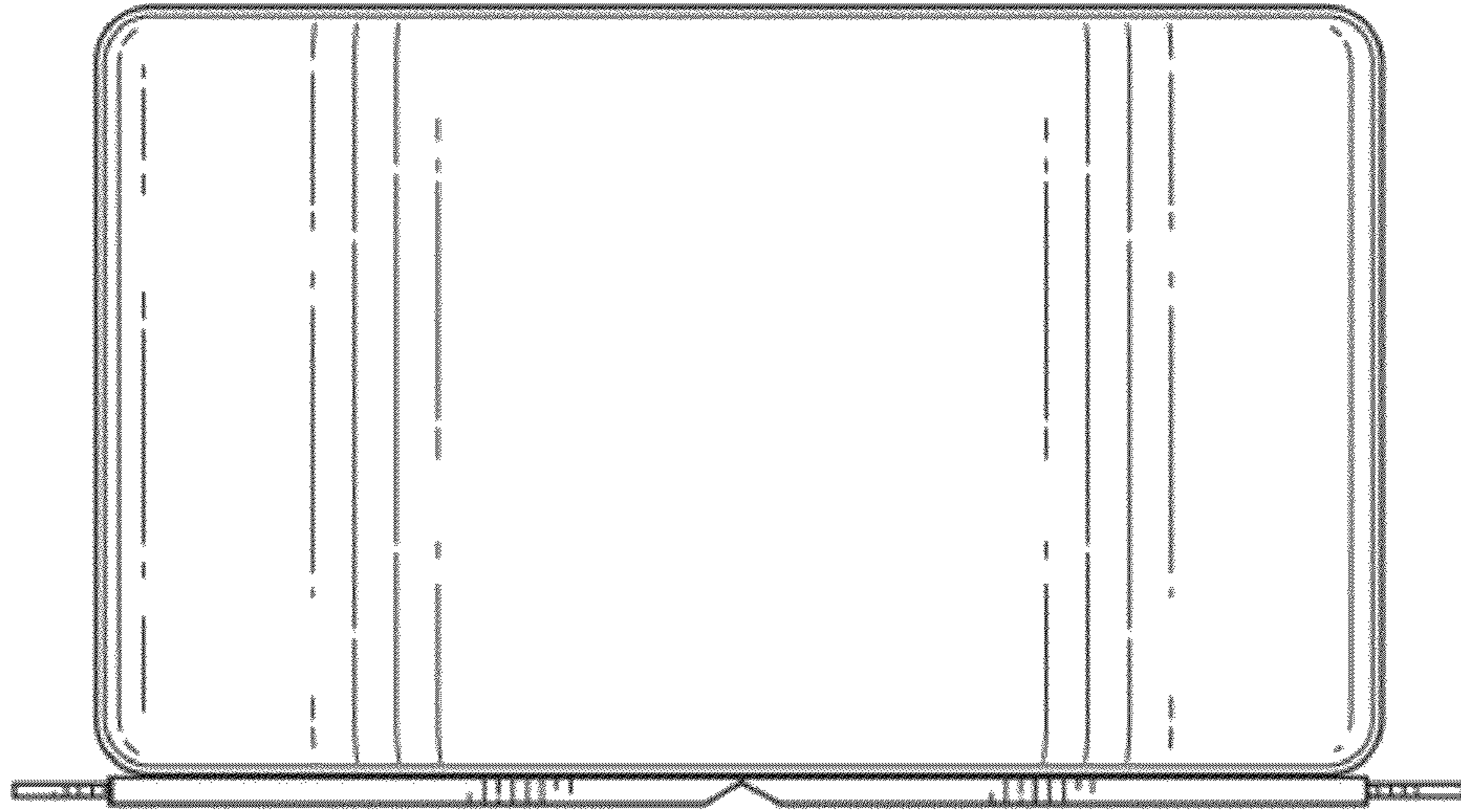


FIG. 2

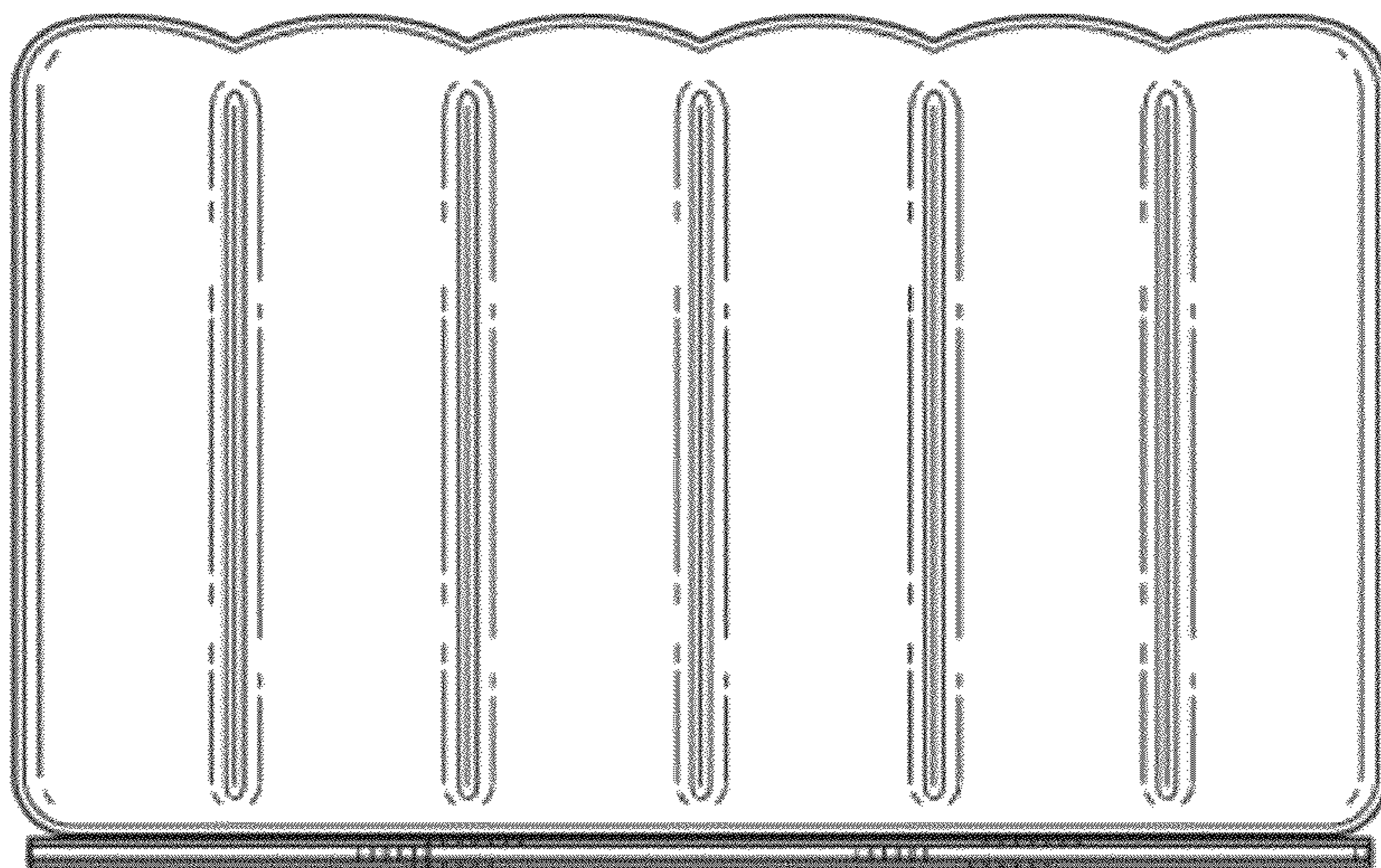


FIG. 3




FIG. 4




FIG. 5

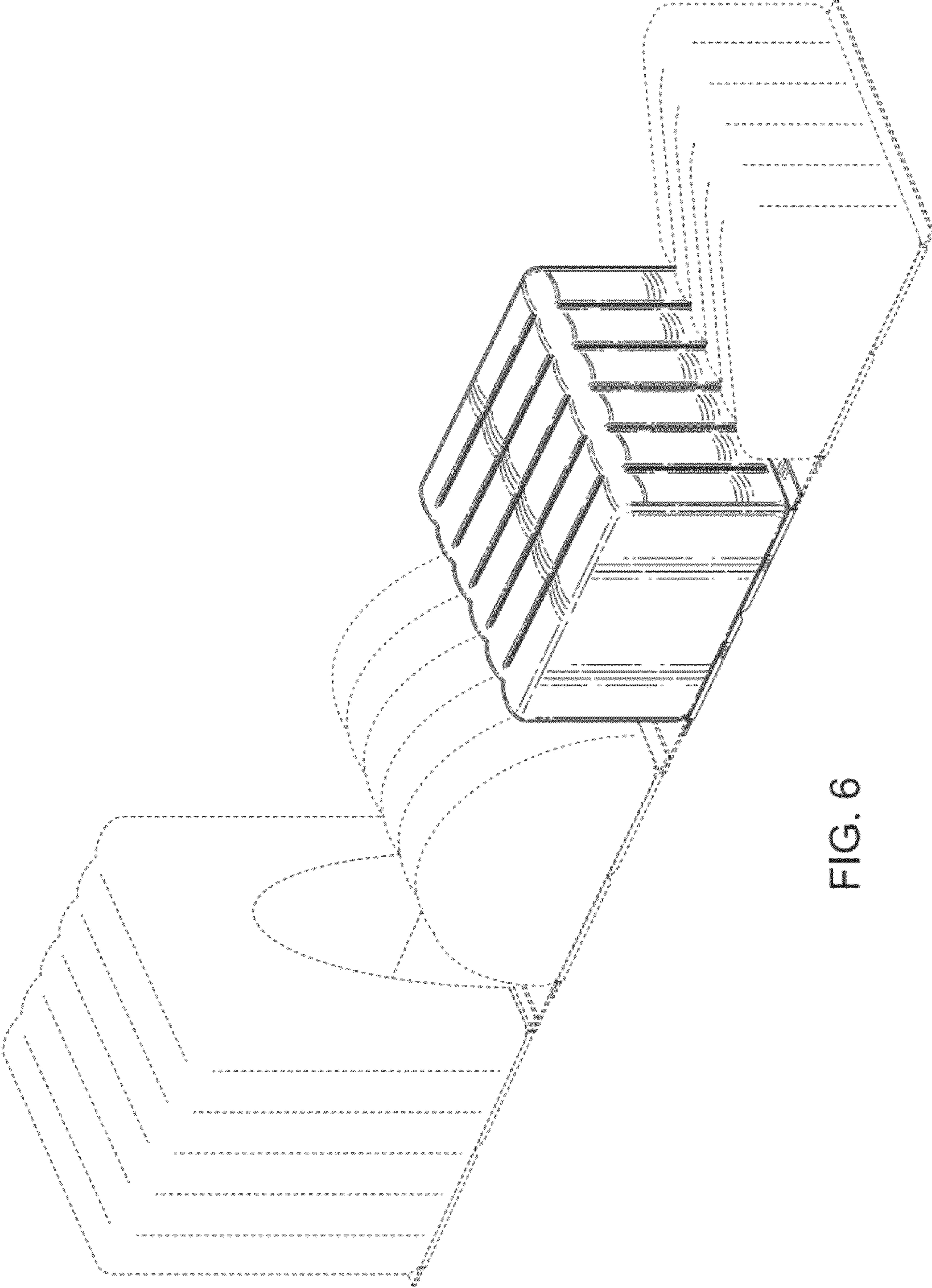


FIG. 6