



US00D661741S

(12) **United States Design Patent**
Jour

(10) **Patent No.:** **US D661,741 S**
(45) **Date of Patent:** **** Jun. 12, 2012**

(54) **NOTEPAPER DISPENSER**

(76) Inventor: **David C. T. Jour**, Taipei (TW)

(**) Term: **14 Years**

(21) Appl. No.: **29/375,068**

(22) Filed: **Sep. 16, 2010**

(51) **LOC (9) Cl.** **19-02**

(52) **U.S. Cl.** **D19/86**

(58) **Field of Classification Search** D6/515,
D6/518, 519; D9/734; D19/65, 75, 78, 86-92,
D19/37; 206/39.5, 215, 233, 494, 555; 221/45,
221/46, 48, 52, 56, 59, 61, 63; D10/71, 72,
D10/73

See application file for complete search history.

(56) **References Cited**

U.S. PATENT DOCUMENTS

D120,743	S	*	5/1940	Petzold	D19/89
4,770,320	A	*	9/1988	Miles et al.	221/33
5,093,760	A	*	3/1992	Bedol	361/679.02
D346,121	S	*	4/1994	Lapsker et al.	D10/71
D348,897	S	*	7/1994	Bedol	D18/6
D379,569	S	*	6/1997	Strickland et al.	D6/518
D398,308	S	*	9/1998	Bedol	D14/167
D399,441	S	*	10/1998	Bedol	D10/71
D408,743	S	*	4/1999	Bedol	D10/2
D419,601	S	*	1/2000	Windorski	D19/86
D420,664	S	*	2/2000	Bedol	D14/168

D424,450	S	*	5/2000	Bedol	D10/2
D428,926	S	*	8/2000	Windorski	D19/86
D482,915	S	*	12/2003	Yang et al.	D6/515
D576,506	S	*	9/2008	Farnworth et al.	D10/71
D576,507	S	*	9/2008	Farnworth et al.	D10/71
D576,508	S	*	9/2008	Farnworth et al.	D10/71
D624,967	S	*	10/2010	Jour	D19/86
D640,744	S	*	6/2011	Jour	D19/86
D641,045	S	*	7/2011	Jour	D19/86
D644,692	S	*	9/2011	Jour	D19/86
2008/0011626	A1	*	1/2008	Bodziak et al.	206/233
2011/0163110	A1	*	7/2011	Lehmann	221/1

* cited by examiner

Primary Examiner — Elizabeth Albert

(74) *Attorney, Agent, or Firm* — Alexander Chen, Esq.

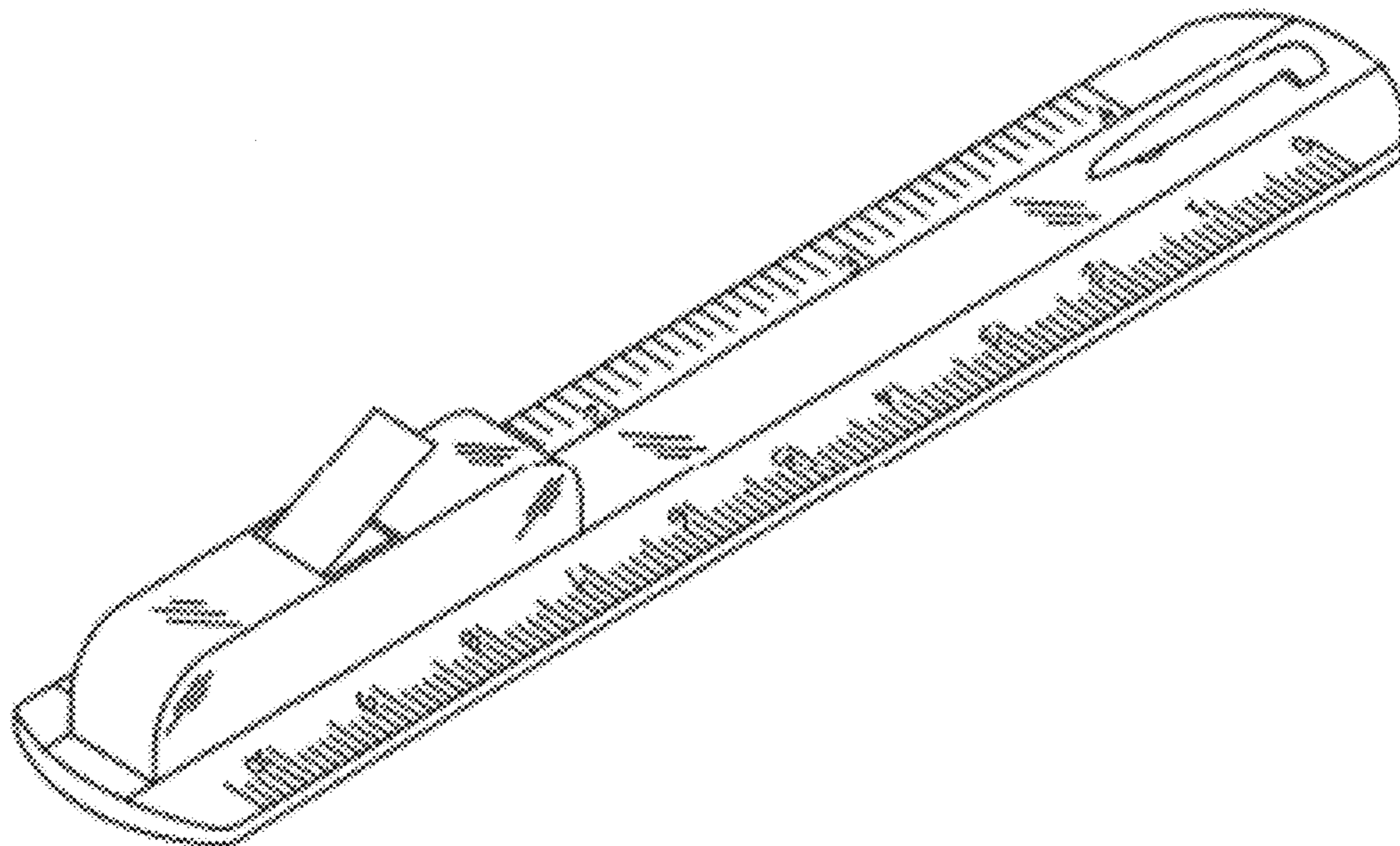
(57) **CLAIM**

An ornamental design for a notepaper dispenser, as shown and described.

DESCRIPTION

FIG. 1 is a front view of a notepaper dispenser showing my new design;
FIG. 2 is a rear view thereof;
FIG. 3 is a left side view thereof;
FIG. 4 is a right side view thereof;
FIG. 5 is a top plan view thereof;
FIG. 6 is a bottom plan view thereof; and,
FIG. 7 is a perspective view thereof.

1 Claim, 4 Drawing Sheets






Fig. 1




Fig. 2

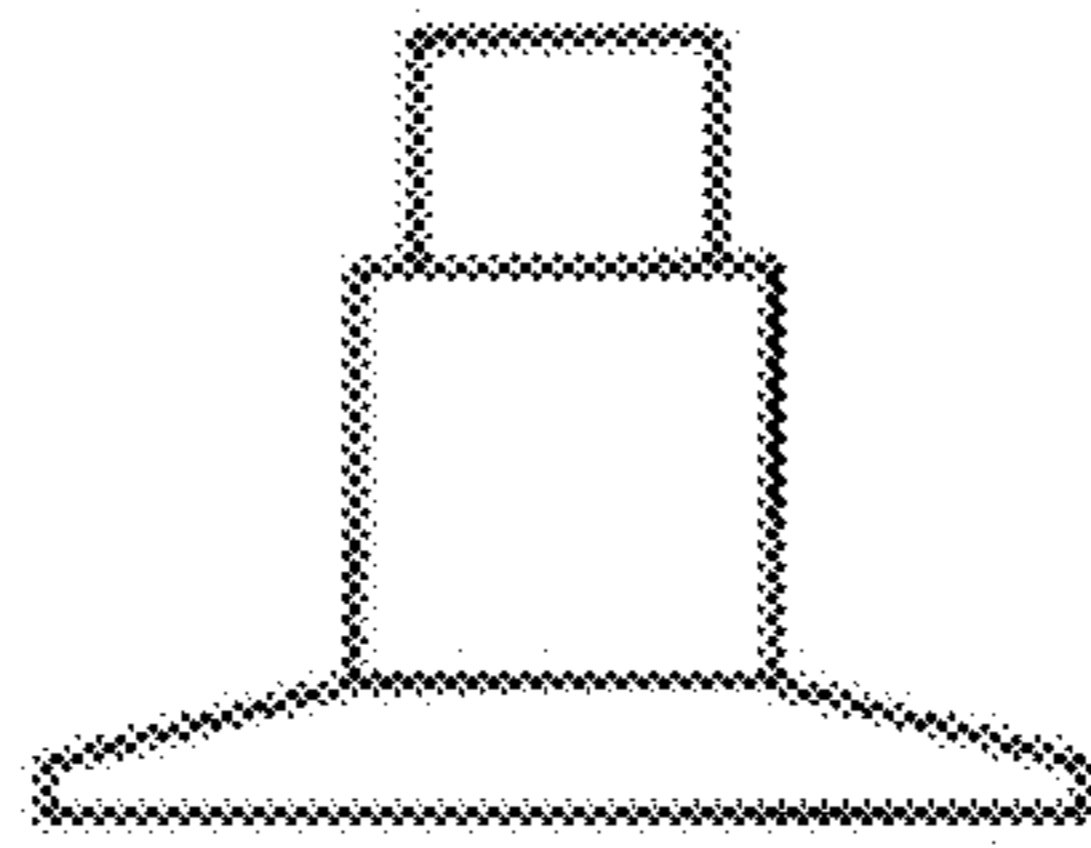


Fig. 3




Fig. 4

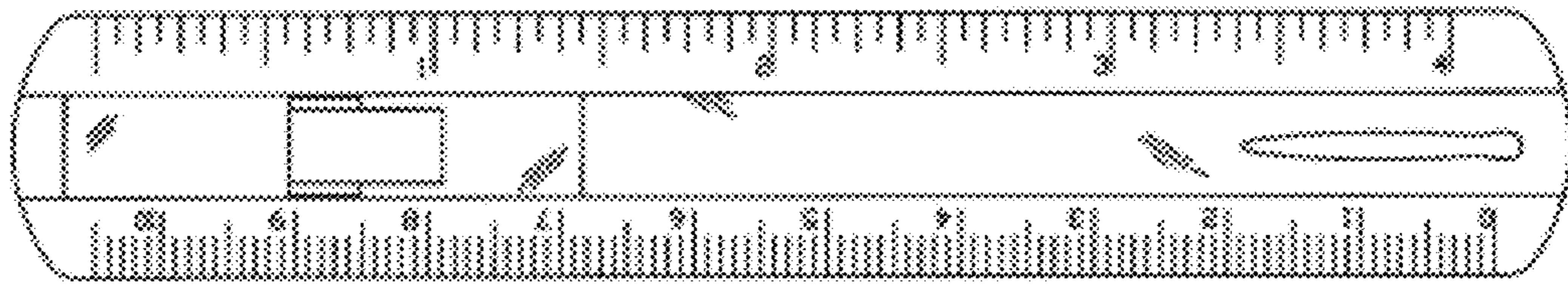


Fig. 5

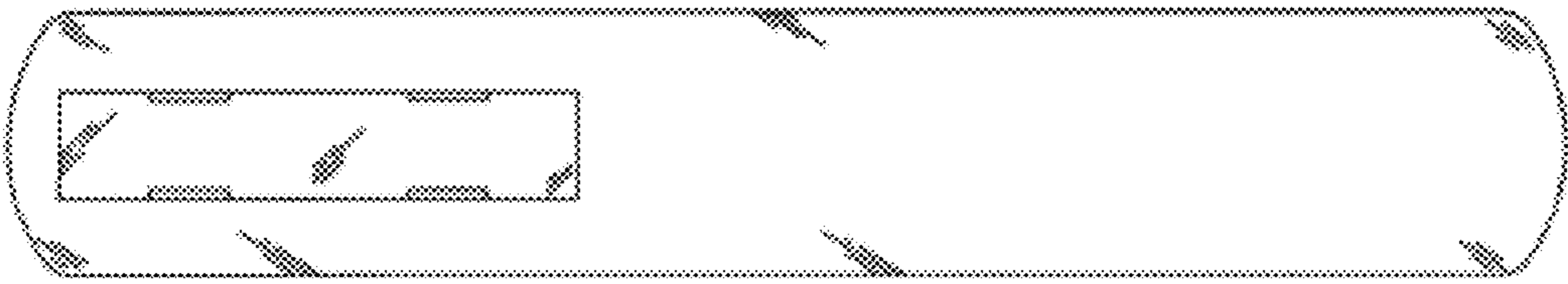


Fig. 6

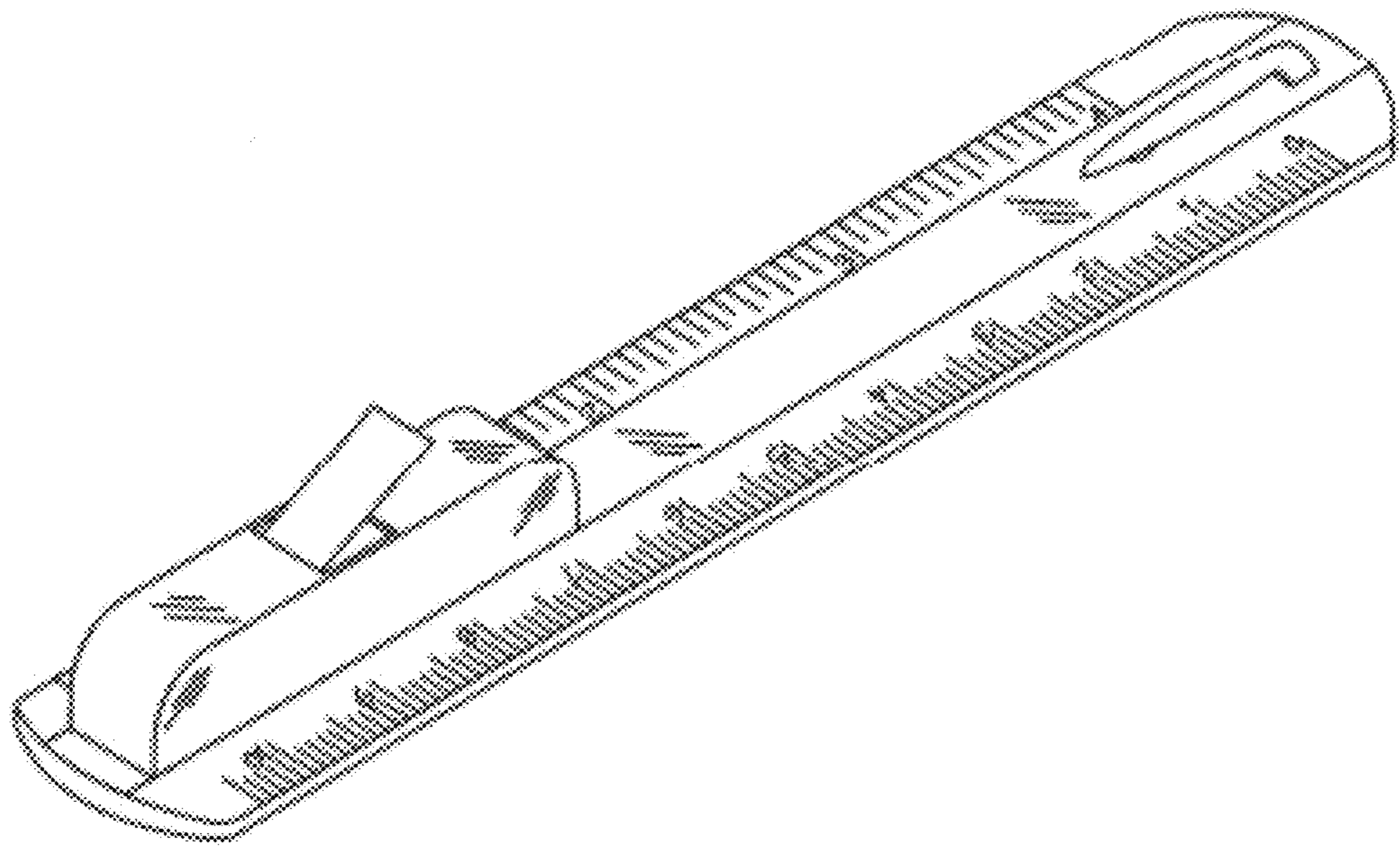


Fig. 7