

US00D661723S

(12) **United States Design Patent**
Fuchs

(10) **Patent No.:** **US D661,723 S**
(45) **Date of Patent:** **** Jun. 12, 2012**

(54) **EYEGLASSES**

(75) Inventor: **Gerhard Fuchs, Kauns (AU)**

(73) Assignee: **Silhouette International Schmied AG,**
Linz (AT)

(**) Term: **14 Years**

(21) Appl. No.: **29/408,948**

(22) Filed: **Dec. 19, 2011**

(30) **Foreign Application Priority Data**

Sep. 22, 2011 (EM) 001921073

(51) **LOC (9) Cl.** **16-06**

(52) **U.S. Cl.** **D16/335; D16/321; D16/334;**
D16/316

(58) **Field of Classification Search** **D16/101,**
D16/300-342, 900; D29/109-110; D24/110.2;
351/41, 44, 51-52, 62, 158, 92, 103-123,
351/140, 153, 45-46; 2/426-432, 447-449,
2/441, 434-437, 13, 15; D21/483, 659-661;
D14/372

See application file for complete search history.

(56) **References Cited**

U.S. PATENT DOCUMENTS

D285,092 S *	8/1986	Baum	D16/335
D305,900 S *	2/1990	Samuel	D16/320
D413,138 S *	8/1999	Flanagan	D16/320
D434,790 S *	12/2000	Lepeu et al.	D16/328
D455,451 S *	4/2002	Onodera	D16/315

6,655,800 B2 *	12/2003	Takeda et al.	351/110
6,729,725 B1 *	5/2004	Cheng	351/110
D536,723 S *	2/2007	Mouclier	D16/335
D553,175 S *	10/2007	Lamy	D16/321
D573,170 S *	7/2008	Fuchs	D16/316
7,497,571 B2 *	3/2009	Rossin	351/153
D593,593 S *	6/2009	Fuchs	D16/315
7,794,080 B2 *	9/2010	Zelazowski	351/153
D633,940 S *	3/2011	Preuer-Lackner	D16/335
D635,180 S *	3/2011	Della Valle et al.	D16/321

* cited by examiner

Primary Examiner — Raphael Barkai

(74) *Attorney, Agent, or Firm* — Alston & Bird LLP

(57) **CLAIM**

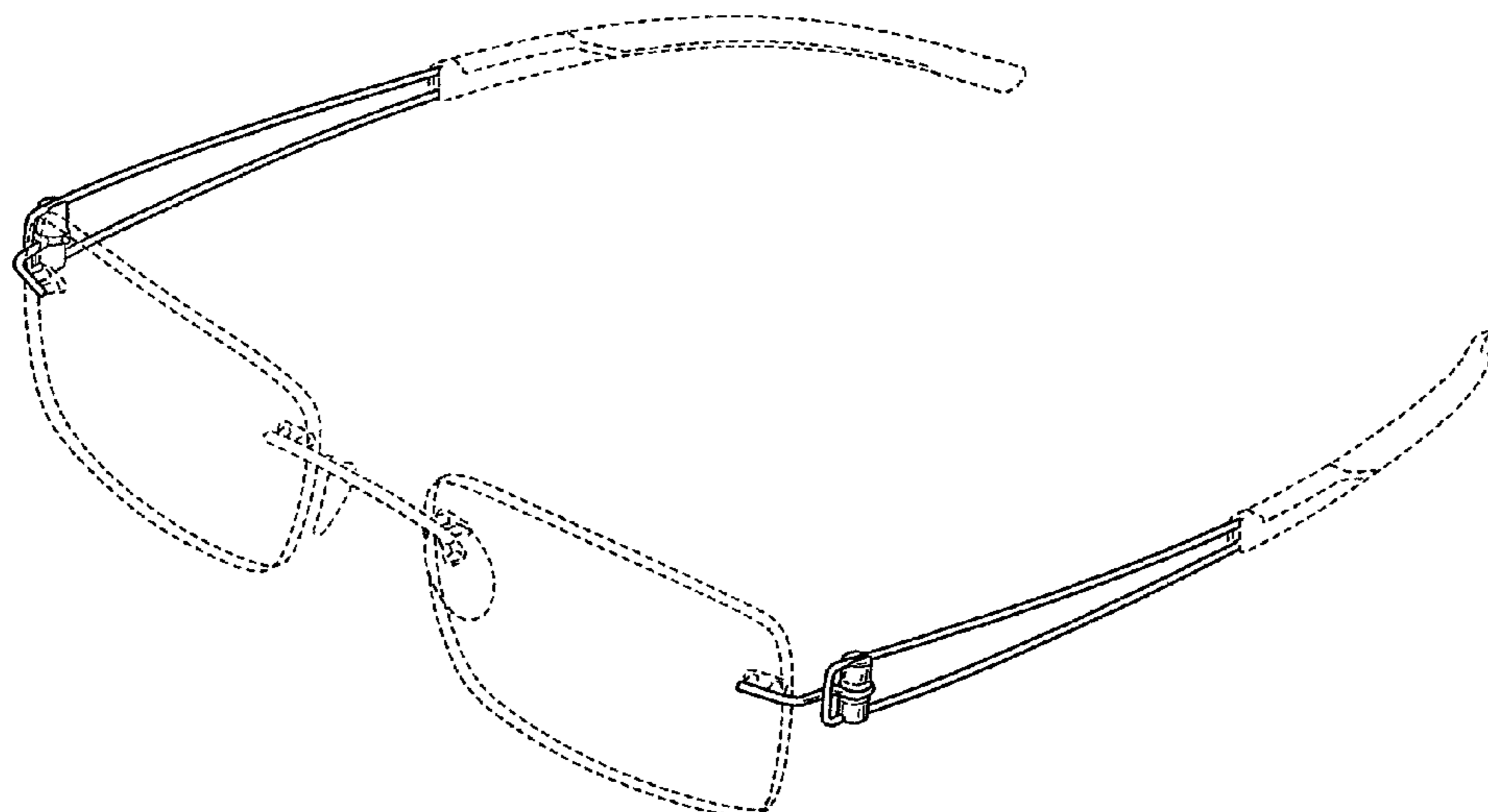
I claim the ornamental design for eyeglasses, as shown and described.

DESCRIPTION

FIG. 1 is a perspective view of eyeglasses showing my new design;
FIG. 2 is a front elevation view thereof;
FIG. 3 is a rear elevation view thereof;
FIG. 4 is a top plan view thereof;
FIG. 5 is a bottom plan view thereof;
FIG. 6 is a left side elevation view thereof; and,
FIG. 7 is side elevation cross-section view thereof taken along line 7-7 in FIG. 4.

The broken lines are directed to environment and are for illustrative purposes only. The broken lines form no part of the claimed design.

1 Claim, 6 Drawing Sheets



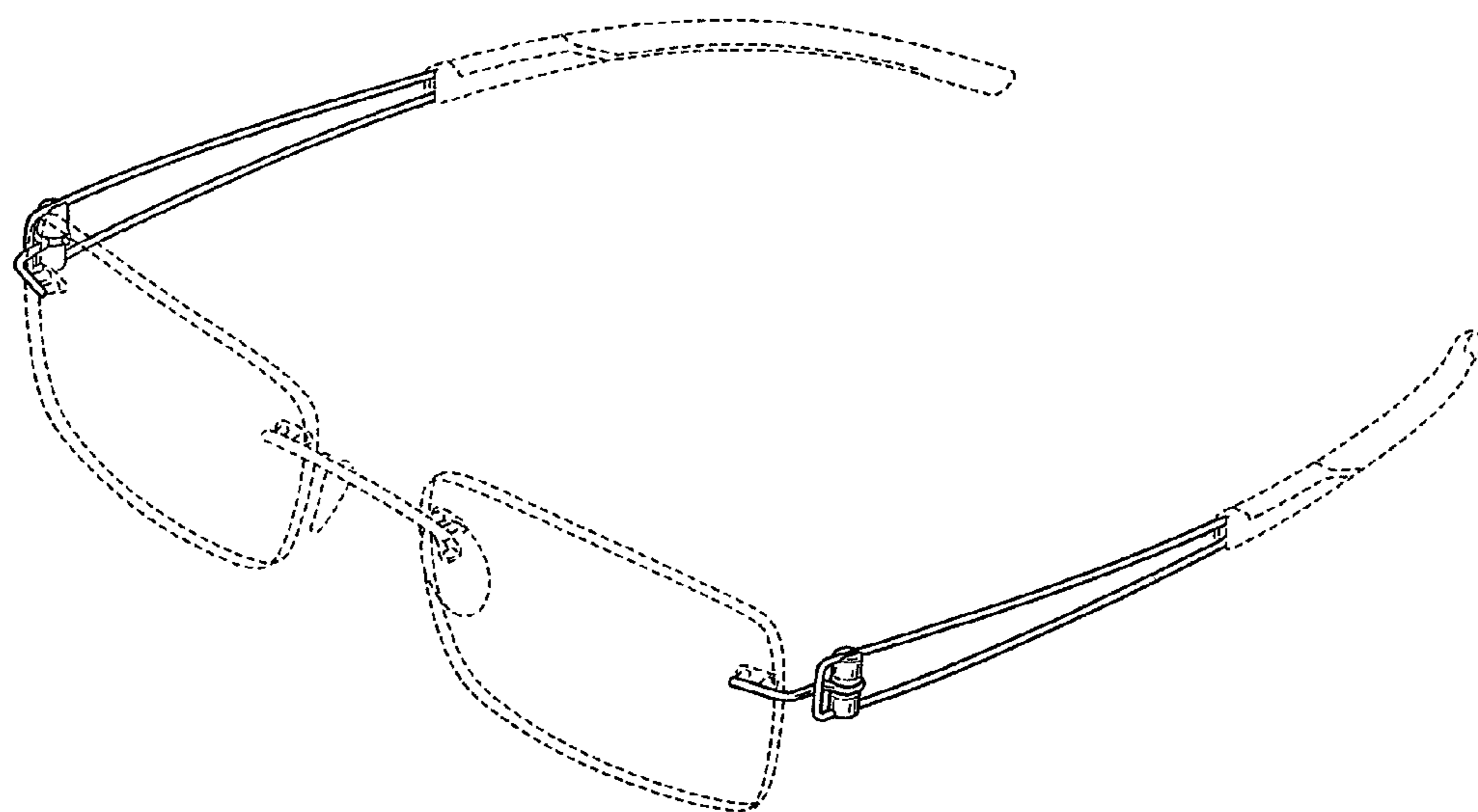


FIG. 1

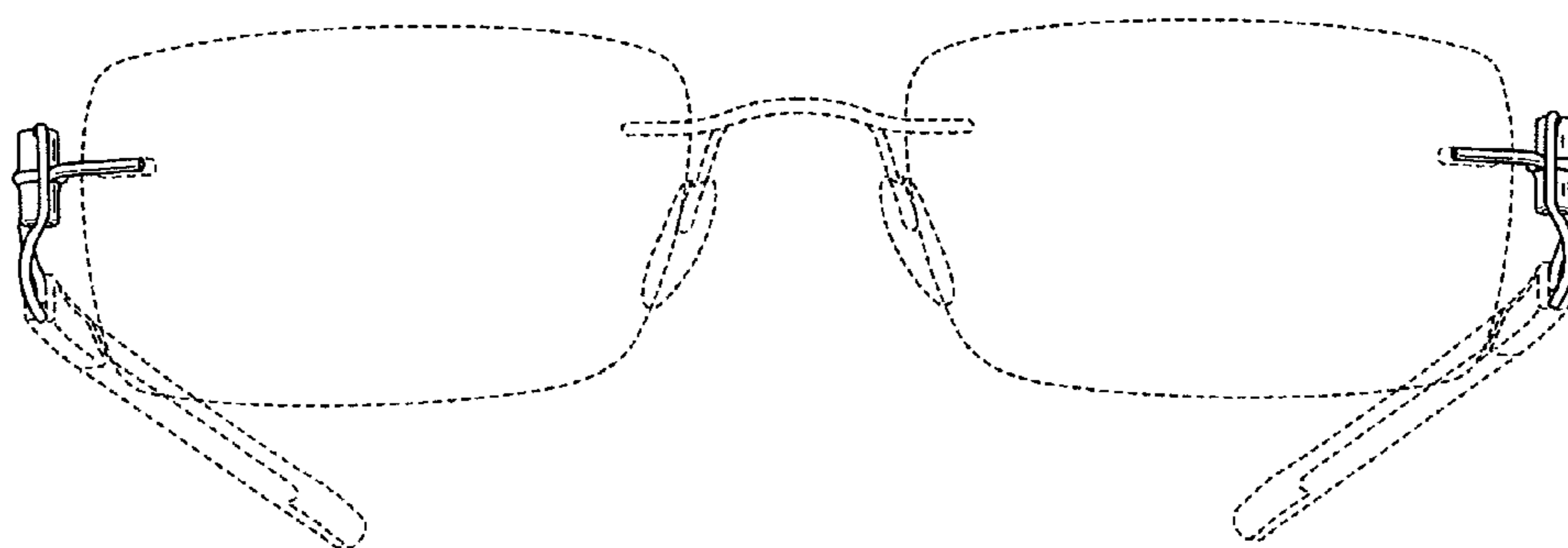


FIG. 2

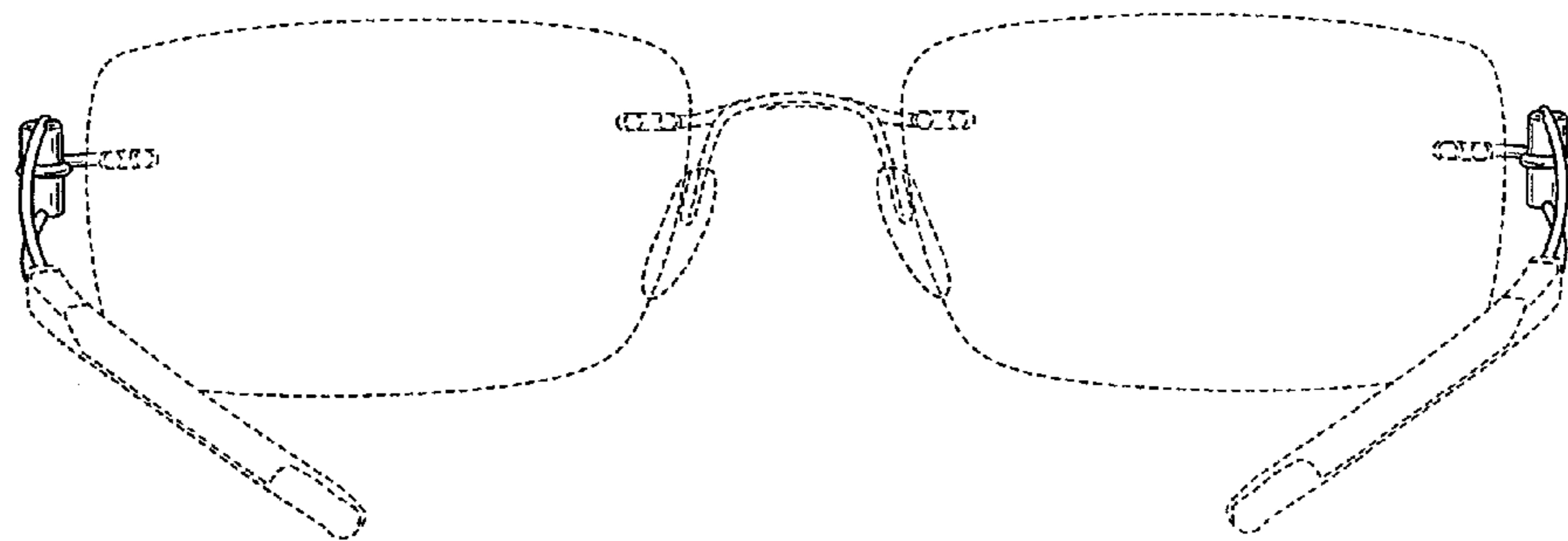


FIG. 3



FIG. 4

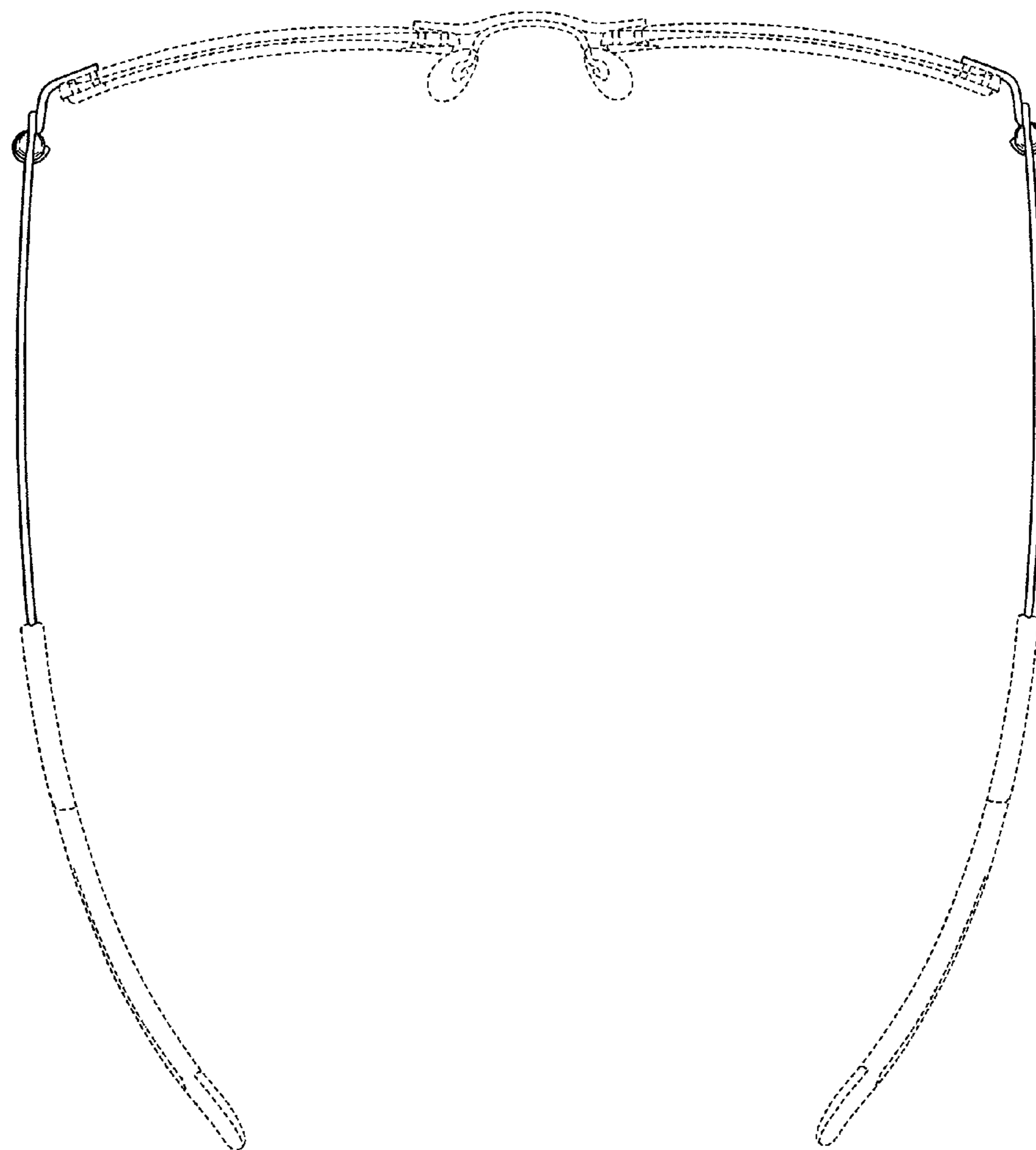


FIG. 5

