



US00D661692S

(12) **United States Design Patent**  
**Sanlaville**

(10) **Patent No.:** **US D661,692 S**  
(45) **Date of Patent:** **\*\* Jun. 12, 2012**

(54) **DISPLAY FOR A HANDS-FREE CAR KIT**

(75) Inventor: **Thierry Sanlaville**, Paris (FR)

(73) Assignee: **Parrot**, Paris (FR)

(\*\*) Term: **14 Years**

(21) Appl. No.: **29/382,481**

(22) Filed: **Jan. 4, 2011**

(51) **LOC (9) Cl.** ..... **14-03**

(52) **U.S. Cl.** ..... **D14/240**; D14/138 G; D10/65

(58) **Field of Classification Search** ..... D14/240,  
D14/242, 357, 358, 140–140.2, 140.5, 155,  
D14/137, 138 R, 138 G, 138 AD, 341, 348,  
D14/349, 351, 354, 355; 375/222; 455/557;  
709/203, 217–250; 725/111

See application file for complete search history.

(56) **References Cited**

U.S. PATENT DOCUMENTS

D449,594 S *	10/2001	Shen et al.	.....	D14/240
D515,082 S *	2/2006	Moskaluk et al.	.....	D14/341
D541,186 S *	4/2007	Lammers-Meis et al.	.....	D10/65
7,224,324 B2 *	5/2007	Quist et al.	.....	345/7
D568,773 S *	5/2008	Hori	.....	D10/65
D574,739 S *	8/2008	Lee et al.	.....	D10/65
D579,802 S *	11/2008	Li et al.	.....	D10/65
D579,930 S *	11/2008	Maskatia	.....	D14/341
7,479,947 B2 *	1/2009	Pihlaja	.....	345/173
D593,881 S *	6/2009	Endo et al.	.....	D10/65
D594,356 S *	6/2009	Riddiford	.....	D10/65
D602,487 S *	10/2009	Maskatia	.....	D14/341
D608,228 S *	1/2010	Miyawaki	.....	D10/65

D611,364 S *	3/2010	Lenz et al.	.....	D10/65
D625,306 S *	10/2010	Miyawaki	.....	D14/341
D639,780 S *	6/2011	Knafou et al.	.....	D14/217
D648,712 S *	11/2011	Brickstad	.....	D14/240
2008/0058024 A1 *	3/2008	Baratono et al.	.....	455/569.2
2009/0043446 A1 *	2/2009	Drew et al.	.....	701/33

\* cited by examiner

*Primary Examiner* — Bridget L Eland

(74) *Attorney, Agent, or Firm* — Marshall, Gerstein & Borun LLP

(57) **CLAIM**

The ornamental design for a screen of a display for a hands-free car kit, as shown and described.

**DESCRIPTION**

FIG. 1 is a front view of a display for a hands-free car kit that has the design;

FIG. 2 is a left-side view of the display for a hands-free car kit;

FIG. 3 is a back view thereof;

FIG. 4 is a right-side view thereof;

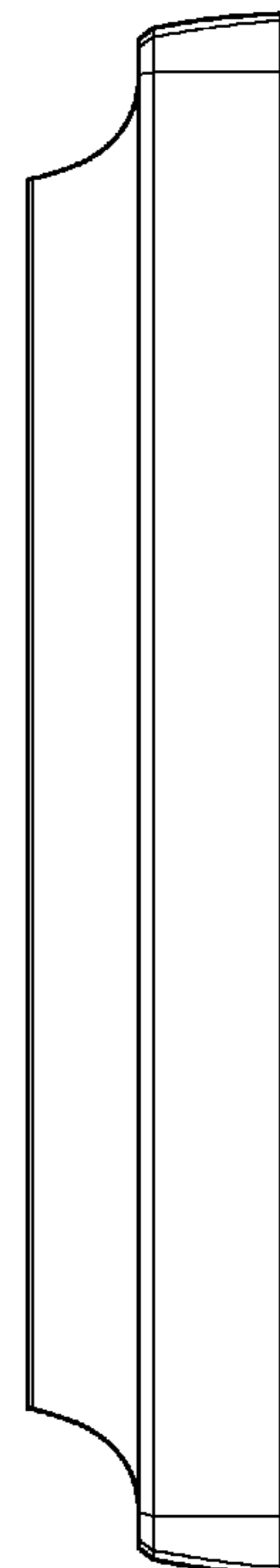

FIG. 5 is a top view thereof;


FIG. 6 is a bottom view thereof; and,

FIG. 7 is a three quarter front, top, and right-side view thereof.

The broken lines in the FIG. 3 view immediately adjacent the claimed areas represent the bounds of the claimed design while the “Parrot” trademark owned by Parrot S.A. of Paris, France, illustrated in broken lines, is directed to environment and is for illustrative purposes only; the broken lines form no part of the claimed design.

**1 Claim, 6 Drawing Sheets**





**Fig. 1**

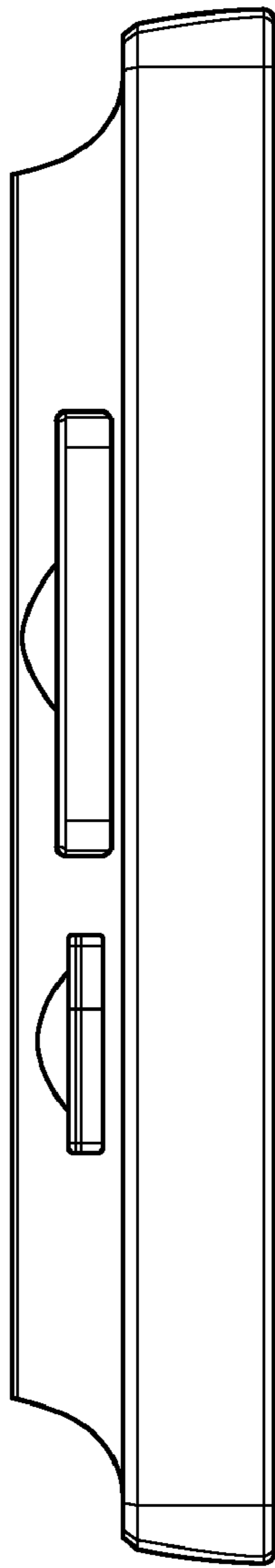


Fig. 2

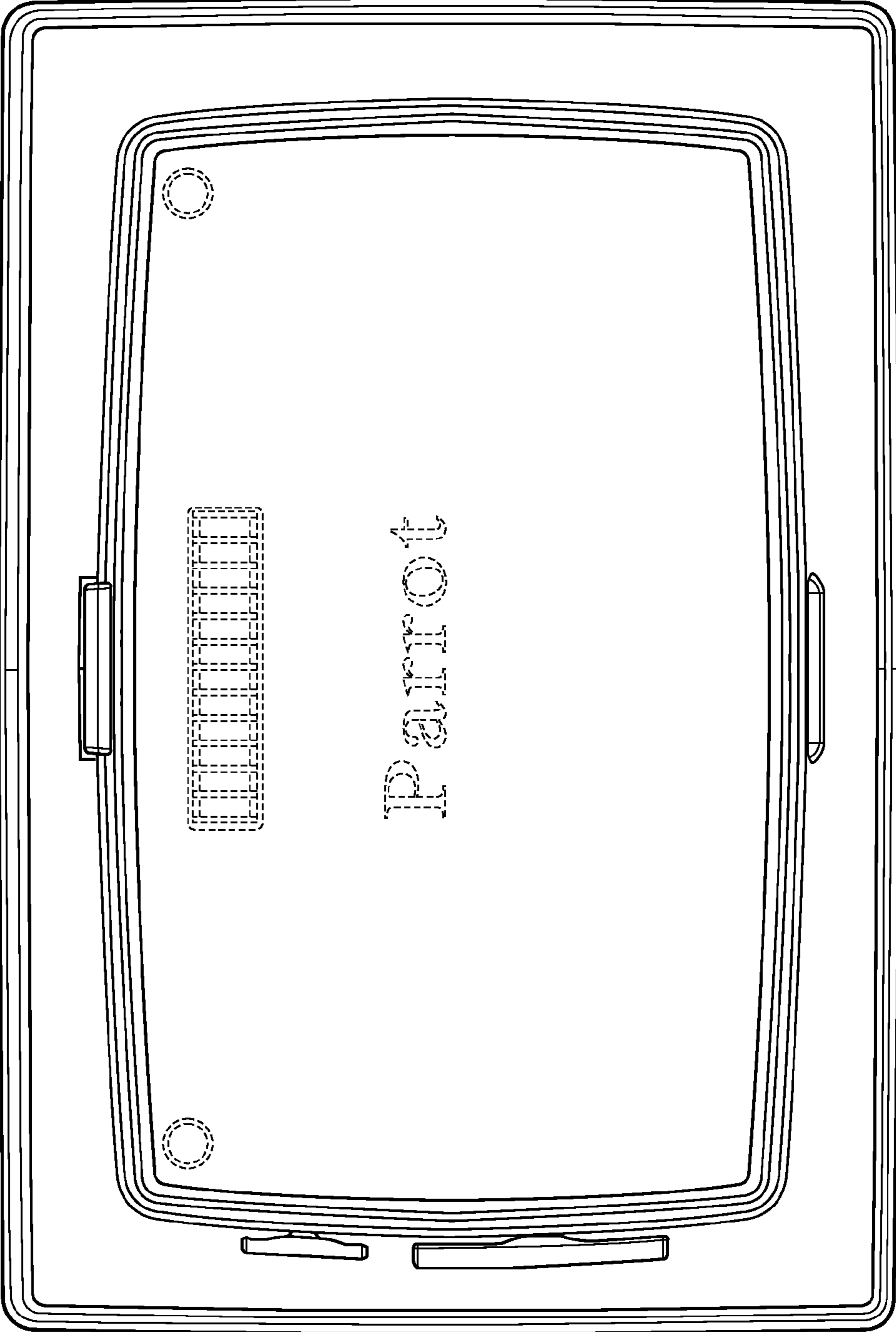


Fig. 3

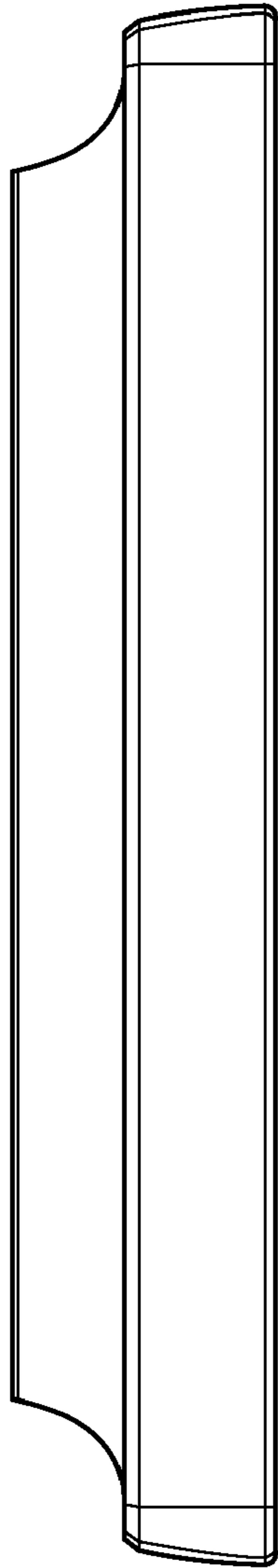


Fig. 4

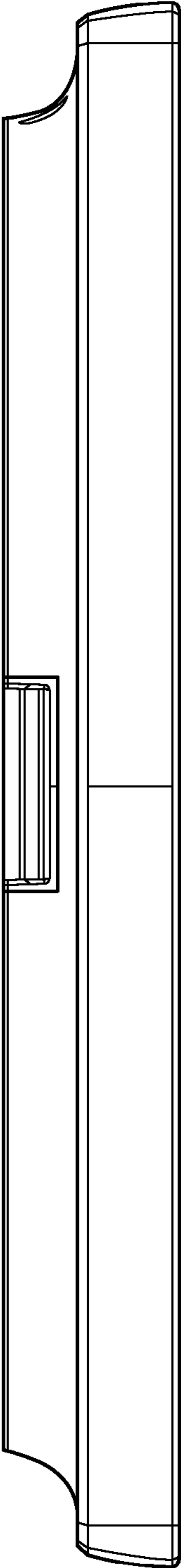


Fig. 5

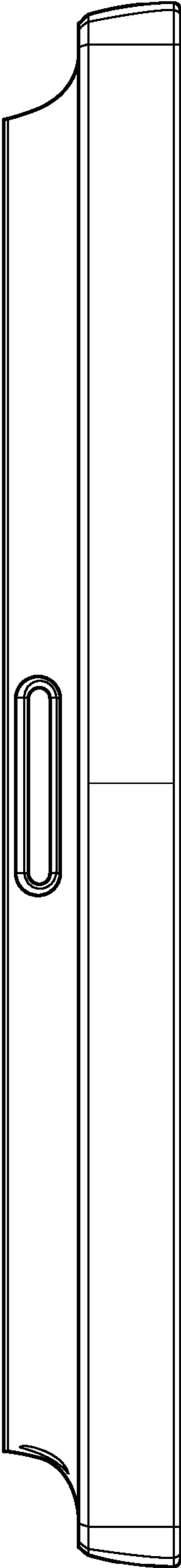


Fig. 6

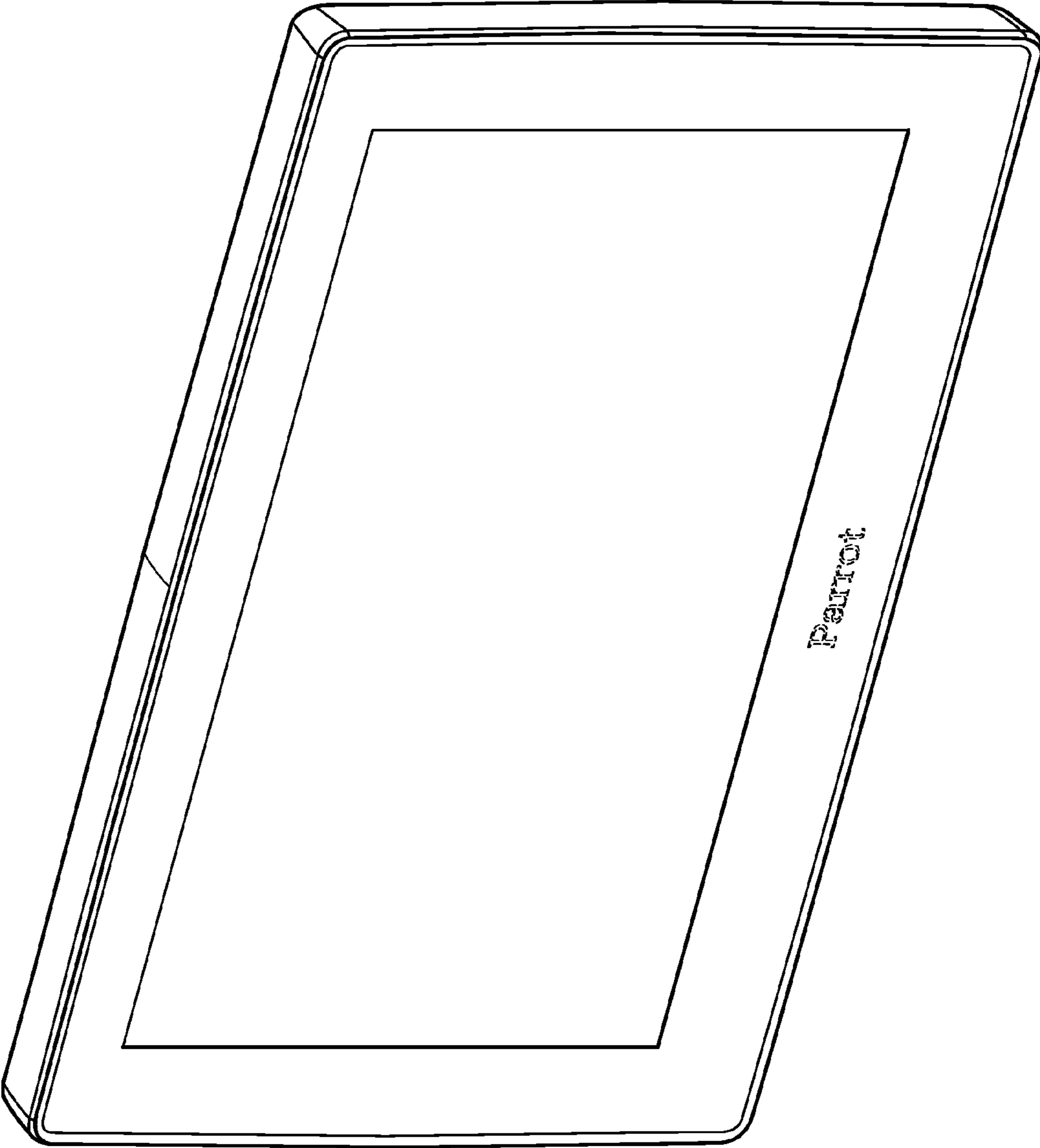


Fig. 7