



US00D661690S

(12) **United States Design Patent**
Weitgasser

(10) **Patent No.:** **US D661,690 S**
(45) **Date of Patent:** **** Jun. 12, 2012**

(54) **REMOTE CONTROL**

(75) Inventor: **Erwin Weitgasser**, Salzburg (AT)

(73) Assignee: **FM Marketing GmbH**, Obertrum Am See (AT)

(**) Term: **14 Years**

(21) Appl. No.: **29/382,428**

(22) Filed: **Jan. 4, 2011**

(30) **Foreign Application Priority Data**

Jul. 6, 2010 (EP) 001223580

(51) **LOC (9) Cl.** **14-03**

(52) **U.S. Cl.** **D14/218**

(58) **Field of Classification Search** D14/218,
D14/455; D13/168; D21/566; D10/104,
D10/106; 345/169; 348/14.05, 114, 211.99,
348/734; 340/825.24; 341/22; 455/92, 95,
455/128, 151.1–151.4, 352, 355, FOR. 121;
700/65

See application file for complete search history.

(56) **References Cited**

U.S. PATENT DOCUMENTS

D525,948 S * 8/2006 Blair et al. D13/168
D551,215 S * 9/2007 Lee et al. D14/218
D568,299 S * 5/2008 Tuli D14/218
D568,827 S * 5/2008 Ikeda et al. D13/168

D580,914 S * 11/2008 Tsao D14/218
D604,723 S * 11/2009 Bodley et al. D14/225
D606,047 S * 12/2009 Lin D14/218
D610,122 S * 2/2010 Kim et al. D14/138 AA
D614,605 S * 4/2010 Teh et al. D14/218
D617,756 S * 6/2010 Song et al. D14/138 AA
D620,456 S * 7/2010 Akana et al. D13/168
D628,982 S * 12/2010 Tellier D14/218
D628,985 S * 12/2010 VanDuyn et al. D14/218
D628,986 S * 12/2010 VanDuyn et al. D14/218
D633,478 S * 3/2011 Bolton D14/218
2010/0035668 A1* 2/2010 Lee 455/575.4

* cited by examiner

Primary Examiner — John Windmuller

(74) *Attorney, Agent, or Firm* — Senniger Powers LLP

(57) **CLAIM**

The ornamental design for a remote control, as shown and described.

DESCRIPTION

FIG. 1 is a front elevation of a remote control of the present invention;

FIG. 2 is a left side elevation;

FIG. 3 is a rear elevation;

FIG. 4 is a bottom plan;

FIG. 5 is a top plan;

FIG. 6 is a front perspective;

FIG. 7 is a rear perspective; and,

FIG. 8 is a second front perspective.

The broken line characters on the buttons in the figures form no part of the claimed design.

1 Claim, 7 Drawing Sheets


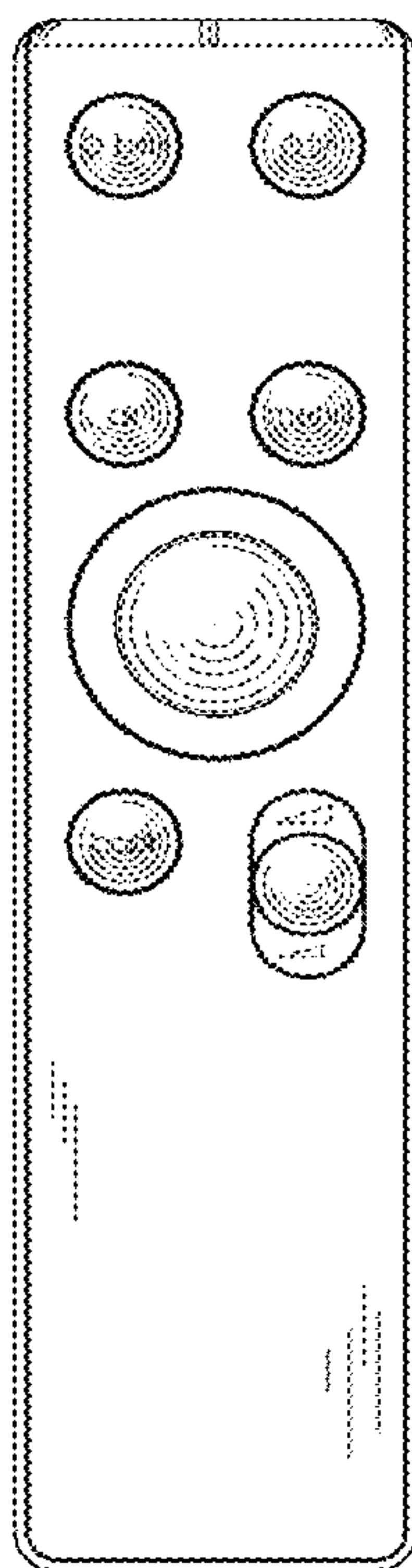


FIG. 1

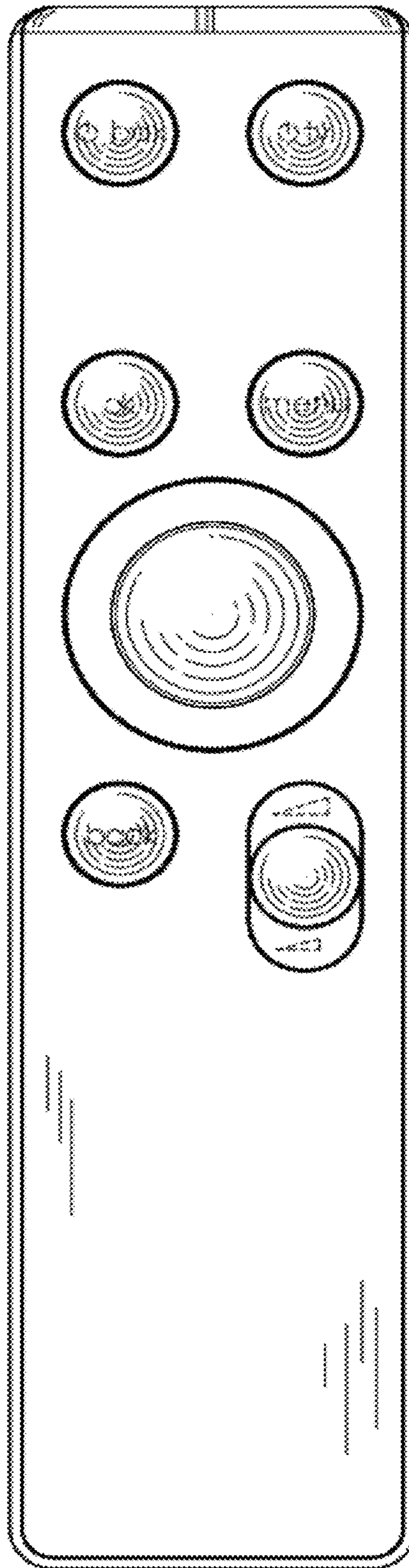


FIG. 2




FIG. 3

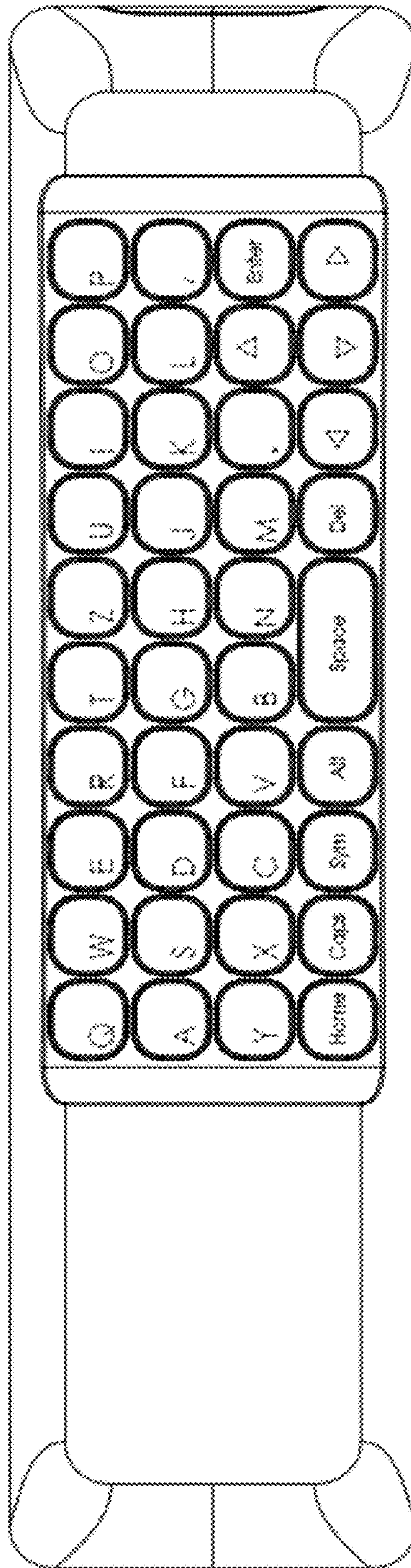


FIG. 4

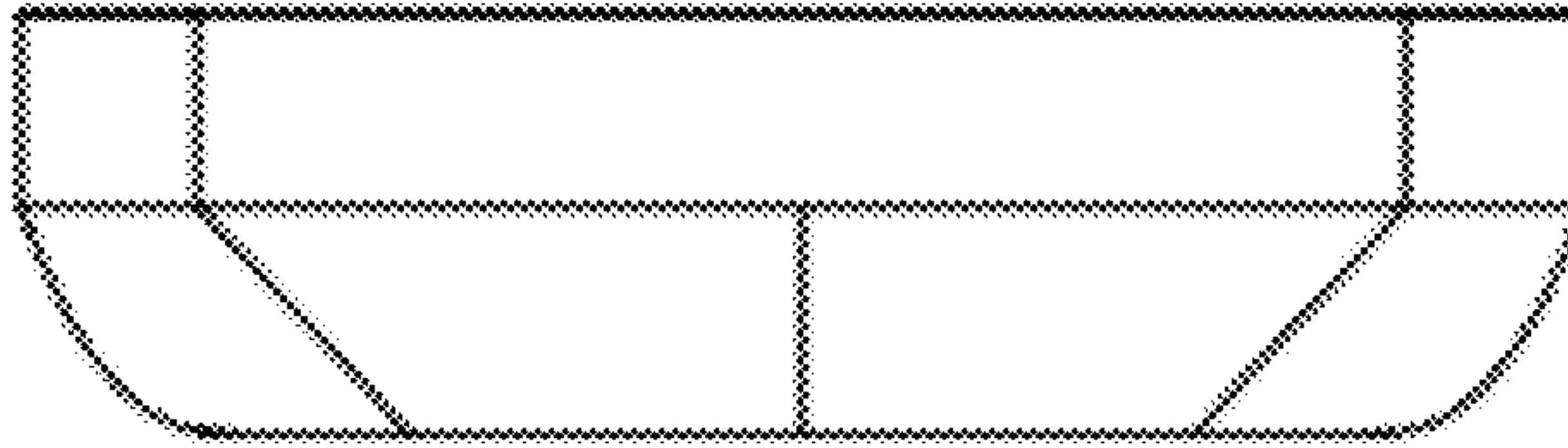


FIG. 5

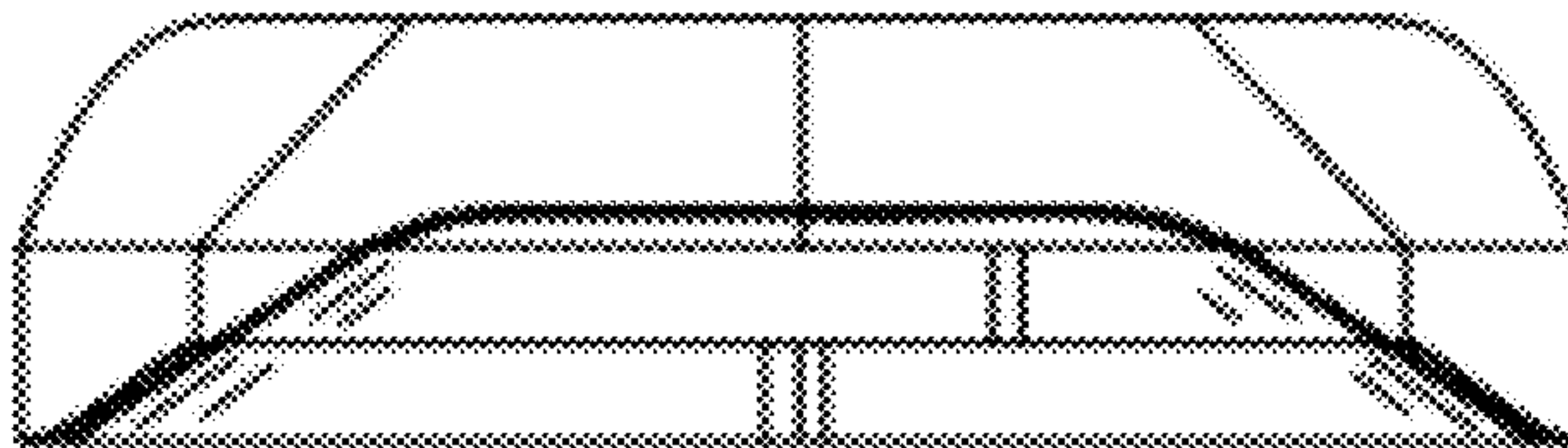
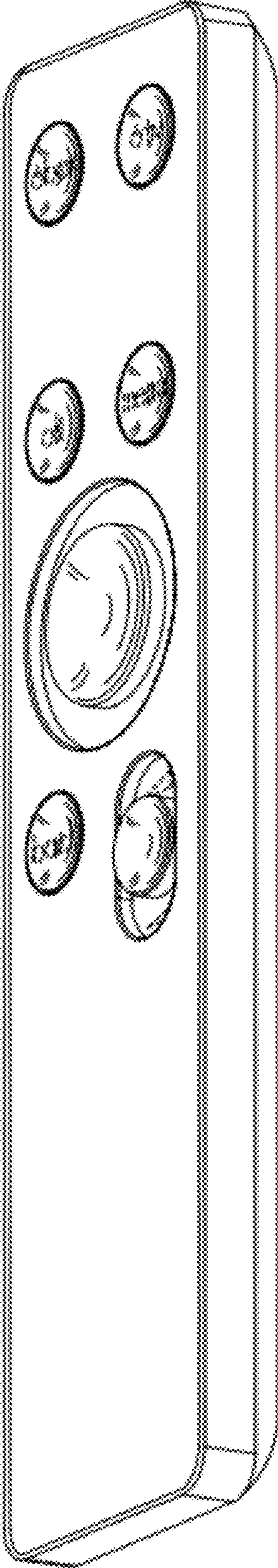


FIG. 6



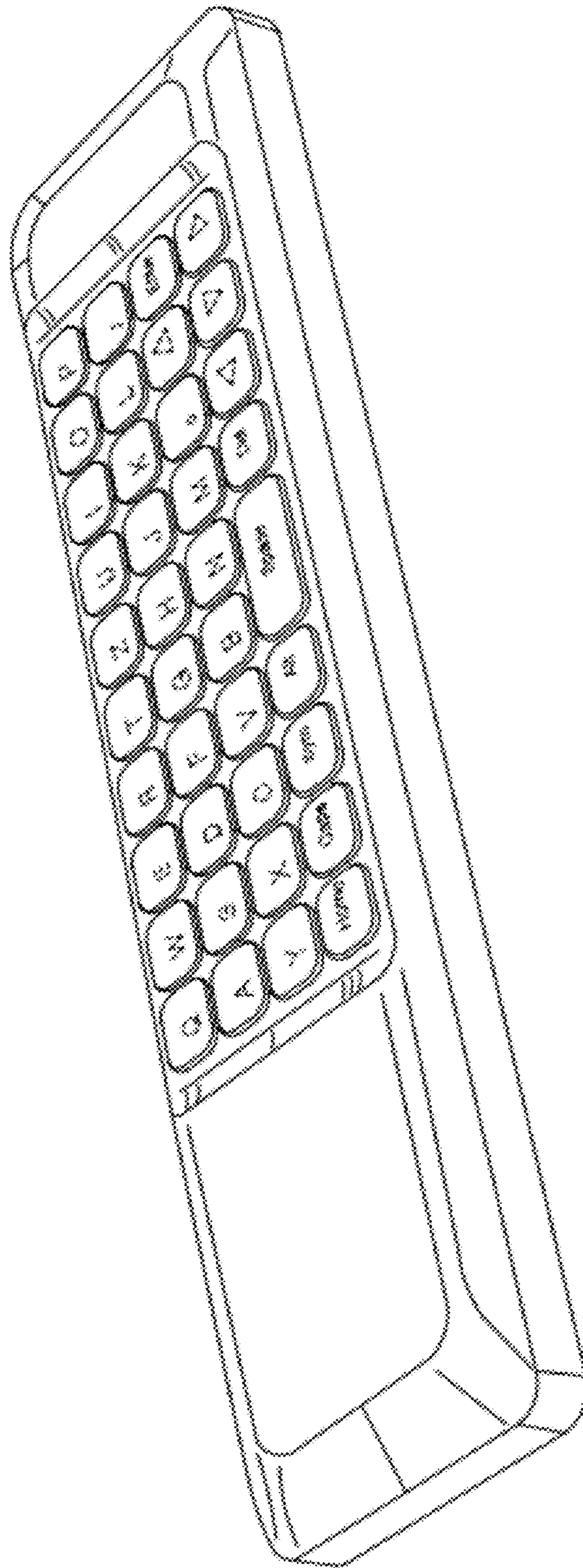


FIG. 7

FIG. 8

