



US00D661677S

(12) **United States Design Patent**
Wang

(10) **Patent No.:** **US D661,677 S**
(45) **Date of Patent:** **** Jun. 12, 2012**

(54) **COMBINED MOBILE TERMINAL AND DOCK**

(75) Inventor: **Linlin Wang**, Shenzhen (CN)

(73) Assignee: **Shenzhen Newplan Design Co., Ltd.**,
Shenzhen (CN)

(**) Term: **14 Years**

(21) Appl. No.: **29/407,481**

(22) Filed: **Nov. 30, 2011**

(30) **Foreign Application Priority Data**

Jun. 20, 2011 (CN) 2011 3 0181520

(51) **LOC (9) Cl.** **14-03**

(52) **U.S. Cl.** **D14/138 AA; D14/148**

(58) **Field of Classification Search** D14/138 AA,
D14/138 R, 138 C, 496, 346, 203.1, 203.4,
D14/203.7, 147, 148, 218, 426, 138 AD,
D14/138 AC, 248, 253; D21/517; 455/575.1,
455/556.2, 575.4, 575.3; 379/433.01, 433.04;
D13/168, 107, 108

See application file for complete search history.

(56) **References Cited**

U.S. PATENT DOCUMENTS

D344,708 S * 3/1994 Ho D13/108
D373,124 S * 8/1996 Behar et al. D14/148
D414,490 S * 9/1999 Heinen et al. D14/148
D468,685 S * 1/2003 Jacobs et al. D13/107
D470,467 S * 2/2003 Maruska et al. D14/138 AA
6,534,953 B2 * 3/2003 Shirakawa 320/114

(Continued)

OTHER PUBLICATIONS

ZTE S302 telephone, announced 2009, [online], [site visited Mar. 23, 2012]. Available from Internet, <URL: <http://www.gsmarena.com>>.*

(Continued)

Primary Examiner — Jeffrey D Asch


(57) **CLAIM**

The ornamental design for a combined mobile terminal and dock, as shown and described.

DESCRIPTION

FIG. 1 is a front elevational view of a combined mobile terminal and dock of my new design;
FIG. 2 is a left side elevational view of the combined mobile terminal and dock thereof;
FIG. 3 is a right side elevational view of the combined mobile terminal and dock thereof;
FIG. 4 is a front elevational view of the combined mobile terminal and dock thereof;
FIG. 5 is a rear elevational view of the combined mobile terminal and dock thereof;
FIG. 6 is a left side elevational view of the combined mobile terminal and dock thereof;
FIG. 7 is a right side elevational view of the combined mobile terminal and dock thereof;
FIG. 8 is a top plan view of the combined mobile terminal and dock thereof;
FIG. 9 is a bottom plan view of the combined mobile terminal and dock thereof.
FIG. 10 is a front elevational view of the dock thereof;
FIG. 11 is a rear elevational view of the dock thereof;
FIG. 12 is a left side elevational view of the dock thereof;
FIG. 13 is a right side elevational view of the dock thereof;
FIG. 14 is a top plan view of the dock thereof; and,
FIG. 15 is a bottom plan view of the dock.
The Mobile Terminal and Dock have been shown separately in FIGS. 4-15 for convenience of illustration.

1 Claim, 15 Drawing Sheets



US D661,677 S

Page 2

U.S. PATENT DOCUMENTS

D480,393 S * 10/2003 Toor et al. D14/253
D527,370 S * 8/2006 Wong D14/147
D535,615 S * 1/2007 Iwai D13/108
D560,641 S * 1/2008 Jung et al. D14/138 AA
D562,286 S * 2/2008 Lim et al. D14/138 AA
D571,775 S * 6/2008 Waterman et al. D14/148
D609,211 S * 2/2010 Quiros et al. D14/148
D611,017 S * 3/2010 Loh et al. D14/138 AA
D615,955 S * 5/2010 Oh et al. D14/138 AA
D615,957 S * 5/2010 Ju et al. D14/147
D615,958 S * 5/2010 Tkachuk et al. D14/148
D617,751 S * 6/2010 Lee et al. D14/138 AA
D617,761 S * 6/2010 Wang D14/138 AA
D618,197 S * 6/2010 Bang et al. D14/138 AA

D632,278 S * 2/2011 Lu D14/138 AA
D636,753 S * 4/2011 Cao et al. D14/138 AA
D637,986 S * 5/2011 Sheu D14/138 AA
D641,002 S * 7/2011 Zeng D14/138 AA
D648,307 S * 11/2011 Choi et al. D14/138 AA

OTHER PUBLICATIONS

BLU Electro telephone, announced Jul. 2011, [online], [site visited Mar. 23, 2012]. Available from Internet, <URL: <http://www.gsmarena.com>>.*

Verykool i125 telephone, announced Jan. 2012, [online], [site visited Mar. 23, 2012]. Available from Internet, <URL: <http://www.gsmarena.com>>.*

* cited by examiner



FIG. 1




FIG. 2



FIG. 3



FIG. 4



FIG. 5




FIG. 6




FIG. 7




FIG. 8




FIG. 9




FIG. 10



FIG. 11




FIG. 12




FIG. 13




FIG. 14




FIG. 15