



US00D661669S

(12) **United States Design Patent**
Henderson et al.

(10) **Patent No.:** **US D661,669 S**
(45) **Date of Patent:** **** Jun. 12, 2012**

(54) **COMBINED COMB AND BRUSH WITH CASE**

(75) Inventors: **Scott Henderson**, Brooklyn, NY (US);
Ellen Diamant, New York, NY (US)

(73) Assignee: **Skip Hop, Inc.**, New York, NY (US)

(**) Term: **14 Years**

(21) Appl. No.: **29/346,279**

(22) Filed: **Oct. 29, 2009**

(51) **LOC (9) Cl.** **04-02**

(52) **U.S. Cl.** **D14/116; D4/117; D4/125; D3/271.2;**
D28/74

(58) **Field of Classification Search** **D3/205,**
D3/271.2; D4/116, 117, 125, 199, 133, 134;
D7/604, 613, 628, 634, 639, 702; D28/9,
D28/21, 30, 73, 74; 206/349, 361, 362, 362.1,
206/362.3, 457; 211/65; 248/110, 111; 446/73;
D6/534, 539, 563, 564, 568; D11/149, 158;
D19/80, 82

See application file for complete search history.

(56) **References Cited**

U.S. PATENT DOCUMENTS

D59,280	S	*	10/1921	Polanchych	D6/568
1,699,263	A	*	1/1929	Zadek	132/314
D123,189	S	*	10/1940	Pavenick	D4/116
D155,237	S	*	9/1949	Sanders	D11/144
4,068,760	A	*	1/1978	Johnson, Jr.	211/74
D262,067	S	*	11/1981	Megna	D28/74
4,446,972	A	*	5/1984	Sussman	211/26
D304,245	S	*	10/1989	Ianni	D28/73
D370,146	S	*	5/1996	Petronio	D6/534
D414,001	S	*	9/1999	Crotte et al.	D28/73
6,073,798	A	*	6/2000	Rosenhain	220/736
D504,052	S	*	4/2005	Wang	D7/628

D546,061	S	*	7/2007	Jhuang	D3/271.2
D554,432	S	*	11/2007	Roth et al.	D7/516
D562,564	S	*	2/2008	King	D4/117

* cited by examiner

Primary Examiner — Cathron Brooks

Assistant Examiner — Lavone D Tabor

(74) *Attorney, Agent, or Firm* — Stites & Harbison PLLC;
Stephen J. Weyer

(57) **CLAIM**

The ornamental design for a combined comb and brush with case, as shown and described

DESCRIPTION

FIG. 1 is a perspective view taken from the top, front, and left side of a combined comb and brush with case in accordance with the present invention;

FIG. 2 is a perspective view of the combined comb and brush with case of FIG. 1, taken from the top, rear, and right side;

FIG. 3 is a front elevational view of the combined comb and brush with case of FIG. 1;

FIG. 4 is a bottom view of the combined comb and brush with case of FIG. 1;

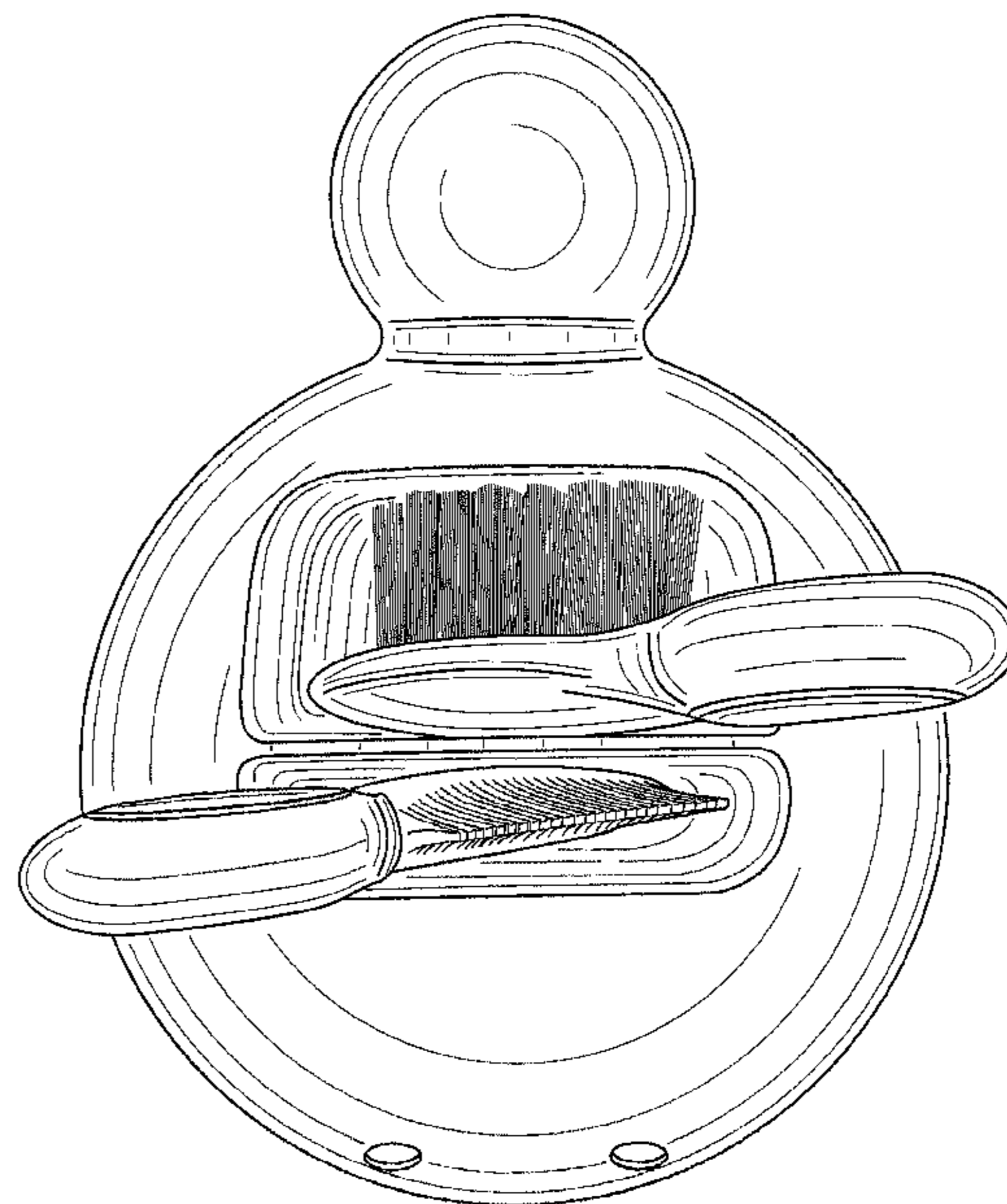

FIG. 5 is a top view showing the combined comb and brush with case of FIG. 1;

FIG. 6 is a left elevational view of the combined comb and brush with case of FIG. 1, the right side being nearly a mirror image thereof; and,

FIG. 7 is a rear elevational view of the combined comb and brush with case of FIG. 1.

The dash-dot-dash broken line defines the bounds of the claim and forms no part thereof while the dashed broken lines illustrate portions of the base that form no part of the claimed design.

1 Claim, 7 Drawing Sheets






FIG. 1




FIG. 2




FIG. 3




FIG. 4

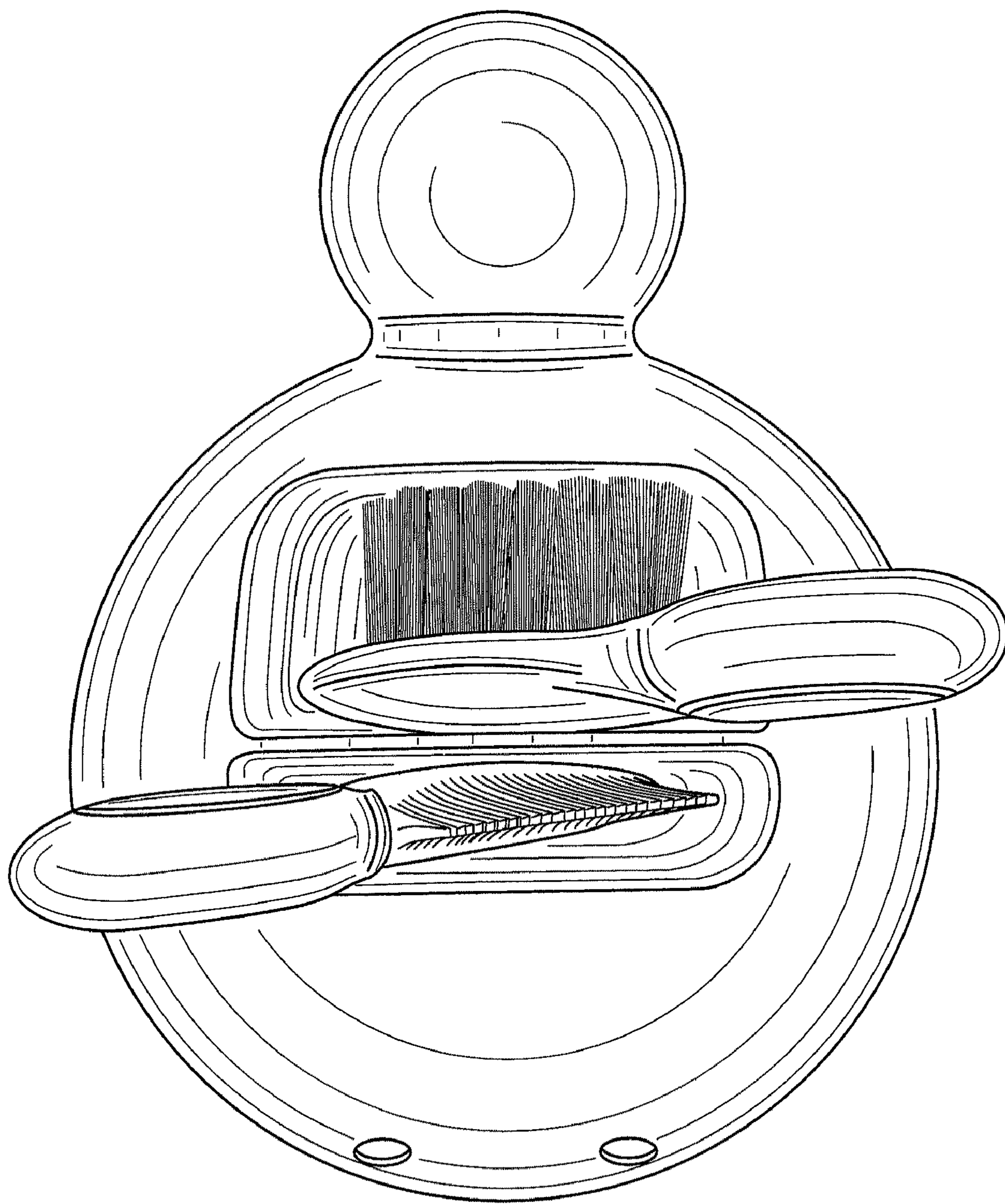


FIG. 5

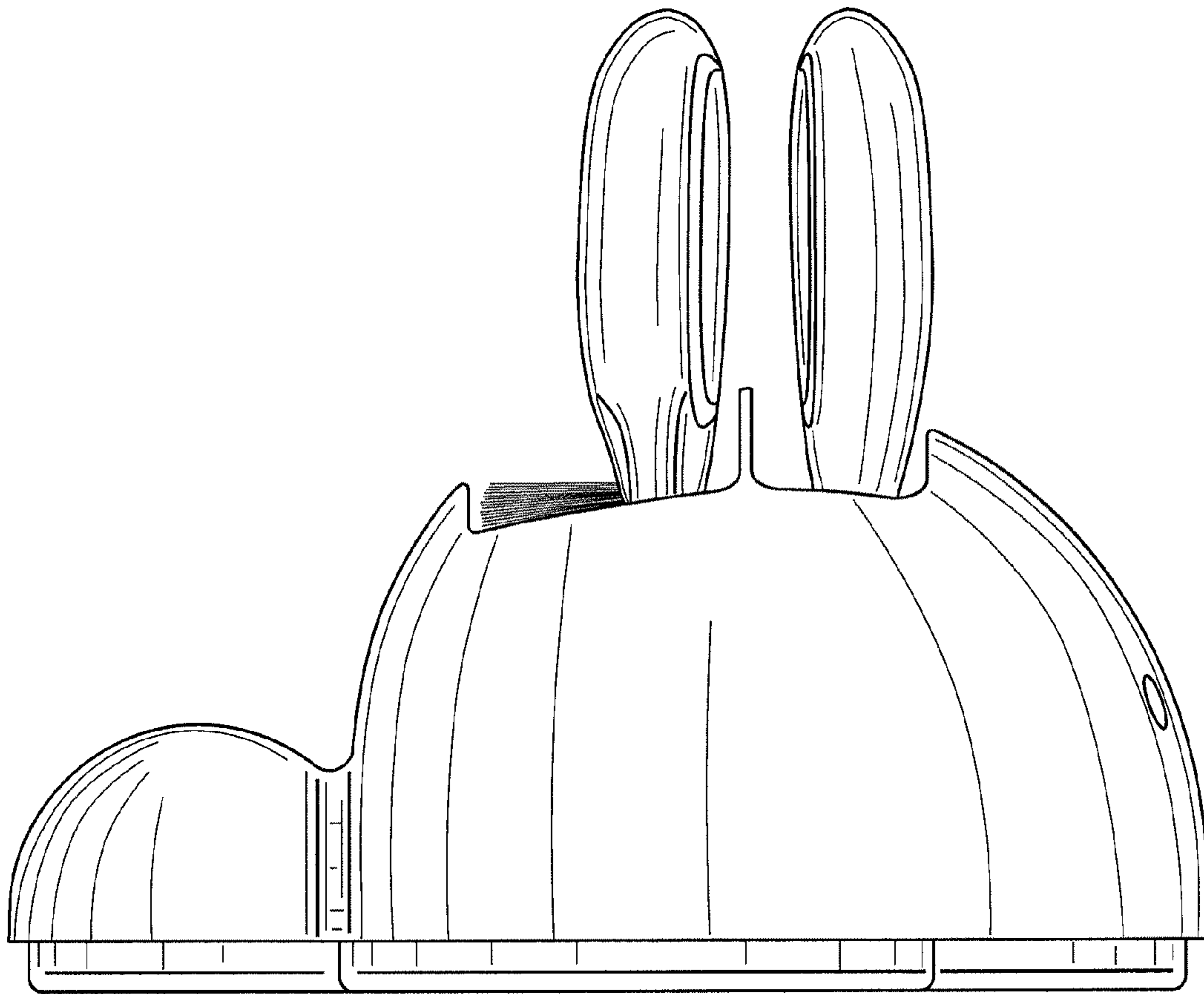


FIG. 6

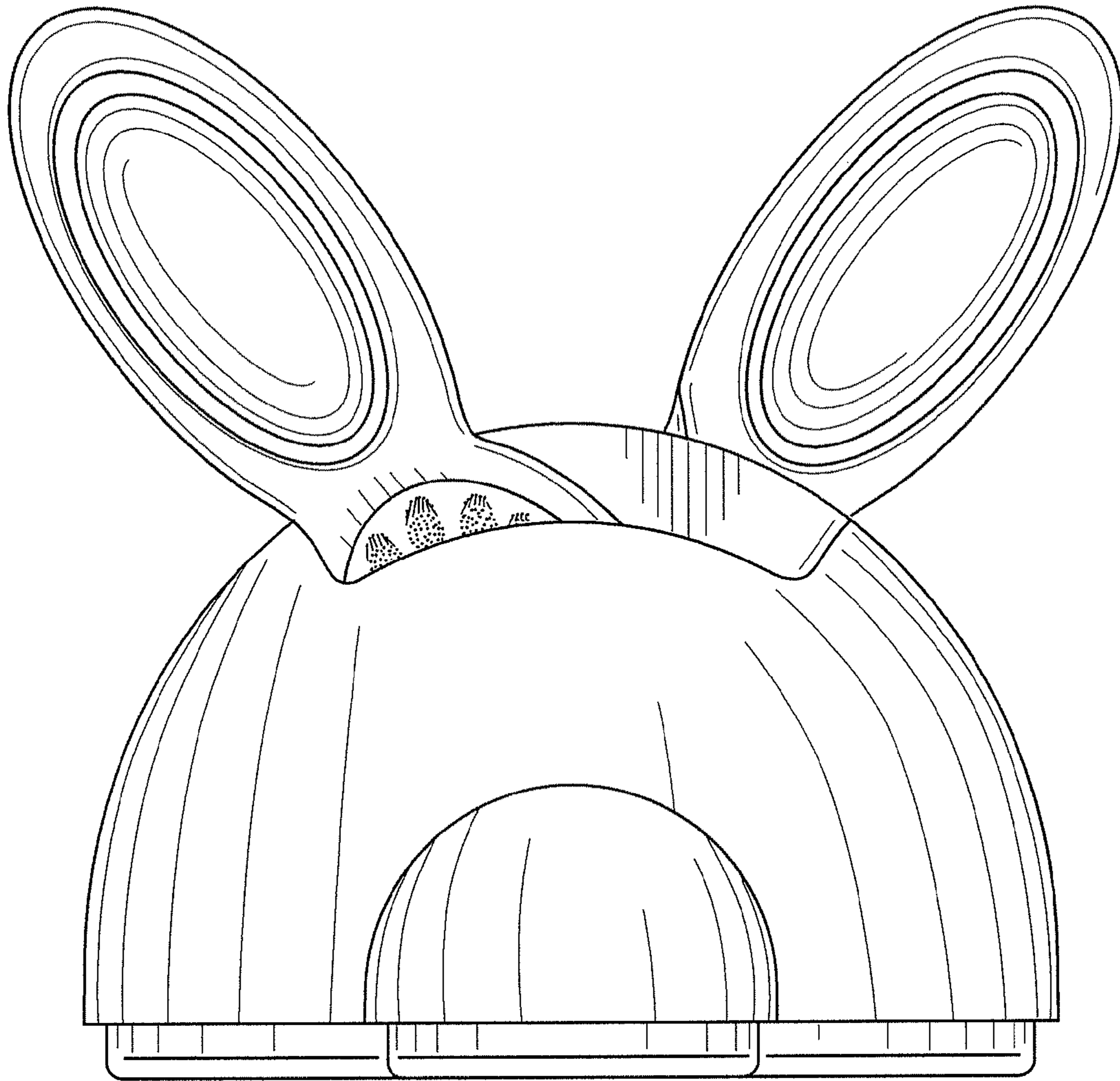


FIG. 7