



US00D661655S

(12) **United States Design Patent**  
**Ngo**

(10) **Patent No.:** **US D661,655 S**  
(45) **Date of Patent:** **\*\* Jun. 12, 2012**

(54) **STRADDLE MOUNT CONNECTOR**

(75) Inventor: **Hung Viet Ngo**, Harrisburg, PA (US)

(73) Assignee: **FCI Americas Technology LLC**,  
Carson City, NV (US)

(\*\*) Term: **14 Years**

(21) Appl. No.: **29/388,881**

(22) Filed: **Apr. 4, 2011**

**Related U.S. Application Data**

(63) Continuation of application No. 29/354,886, filed on  
Jan. 29, 2010, now Pat. No. Des. 638,362.

(51) **LOC (9) Cl.** ..... **13-03**

(52) **U.S. Cl.** ..... **D13/147**

(58) **Field of Classification Search** ..... D13/146-147,  
D13/154, 156, 184; 439/159-160, 260, 325,  
439/329, 395, 492, 495, 607.01, 607.04,  
439/607.05, 607.17, 607.25, 607.34, 607.41,  
439/607.53, 630

See application file for complete search history.

(56) **References Cited**

**U.S. PATENT DOCUMENTS**

5,823,799 A 10/1998 Tor et al.  
D443,861 S 6/2001 Ko et al.

D498,210 S 11/2004 Zhang  
D499,379 S 12/2004 Zhu et al.  
D536,668 S 2/2007 Ye et al.  
7,488,222 B2 2/2009 Clark et al.  
D606,496 S 12/2009 Ngo  
D606,497 S 12/2009 Ngo  
D608,293 S 1/2010 Ngo  
D610,548 S 2/2010 Ngo  
7,690,937 B2 4/2010 Daily et al.  
D630,586 S 1/2011 Ngo  
D638,362 S 5/2011 Ngo  
2009/0104818 A1 4/2009 Wu et al.

*Primary Examiner* — Daniel Bui

(74) *Attorney, Agent, or Firm* — Woodcock Washburn LLP

(57) **CLAIM**

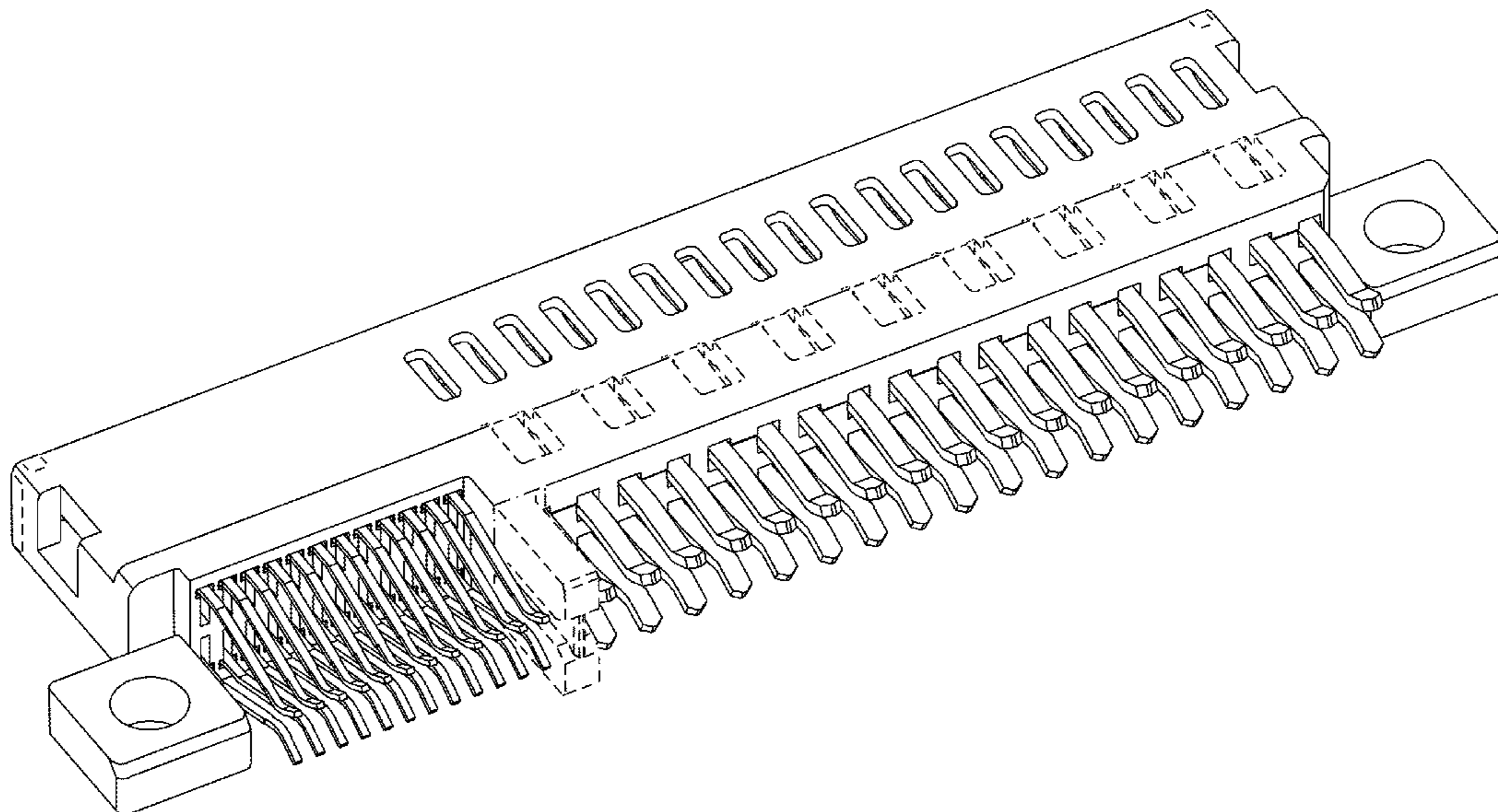
I claim the ornamental design for a straddle mount connector,  
as shown and described.

**DESCRIPTION**

FIG. 1 is a rear perspective view of a straddle mount connector showing my new design;  
FIG. 2 is a top plan view thereof;  
FIG. 3 is a bottom plan view thereof;  
FIG. 4 is a front plan view thereof;  
FIG. 5 is a rear plan view thereof;  
FIG. 6 is a left side view thereof; and,  
FIG. 7 is a right side view thereof.

The broken line portion of the figures is included to show unclaimed subject matter only and forms no part of the claimed design. The dash-dot line represents the boundary of the claim design.

**1 Claim, 6 Drawing Sheets**



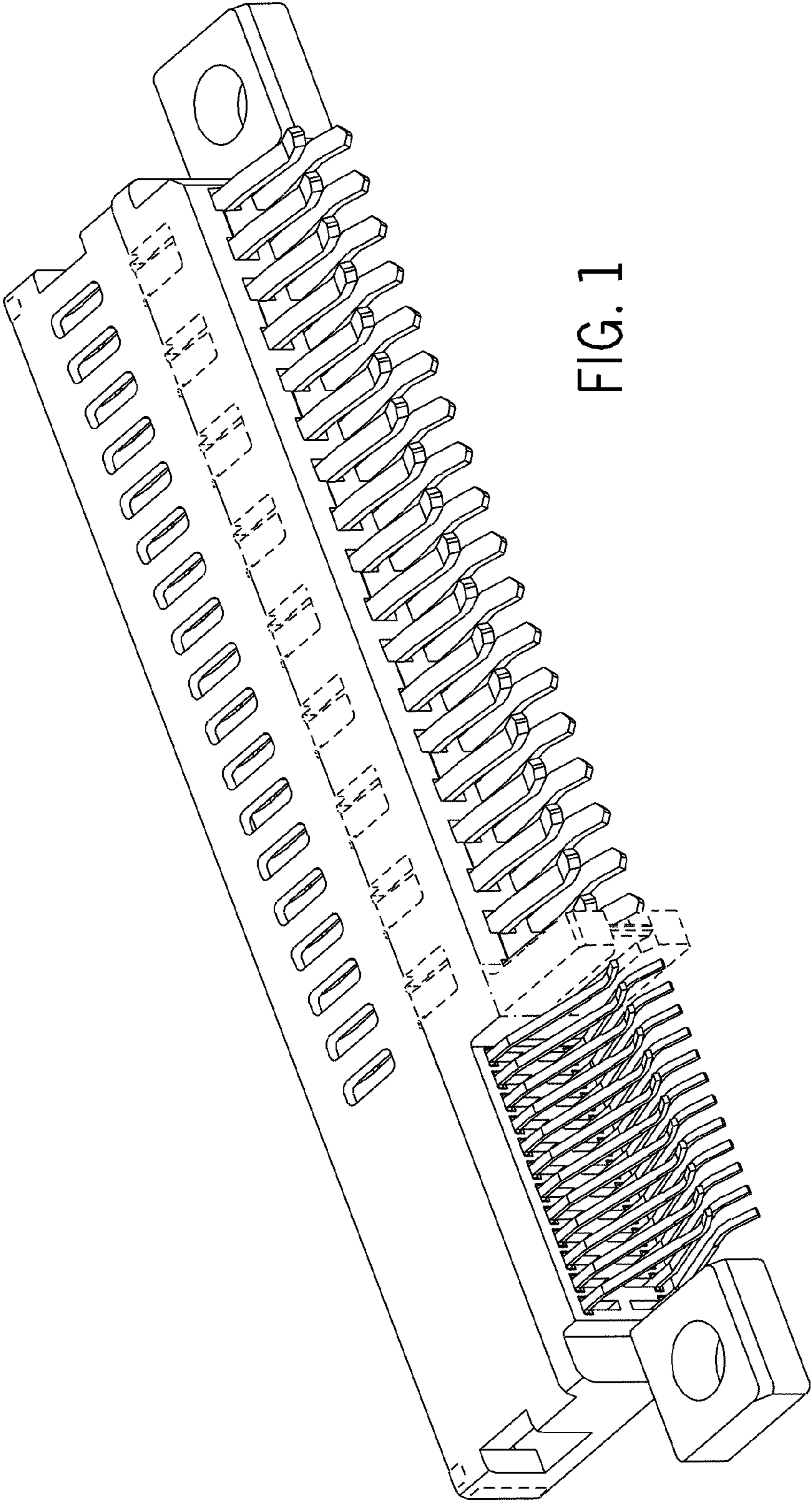


FIG. 1

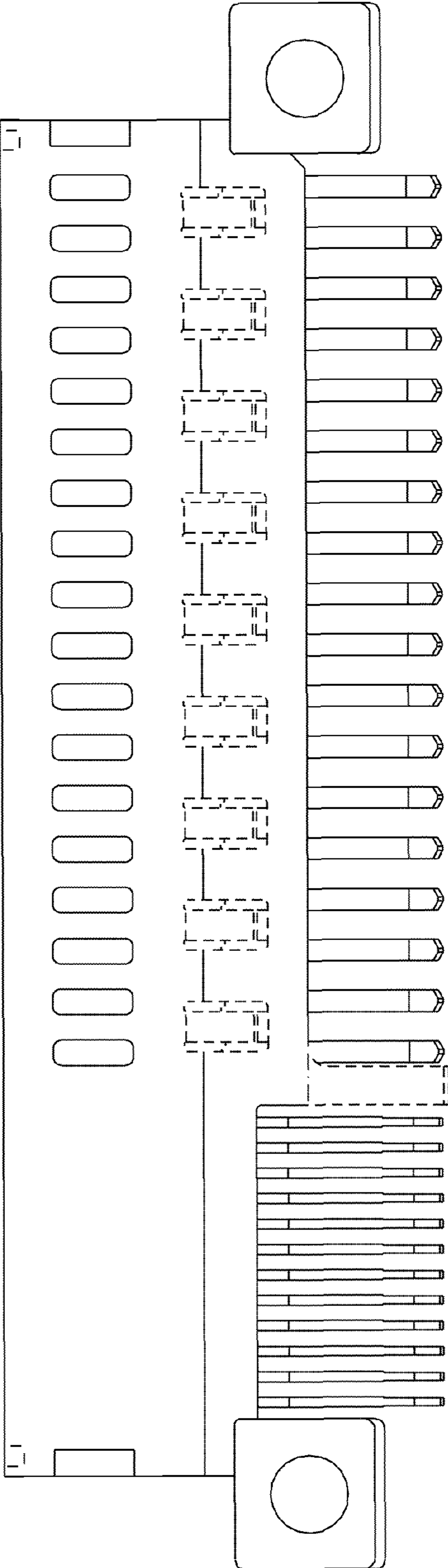


FIG. 2

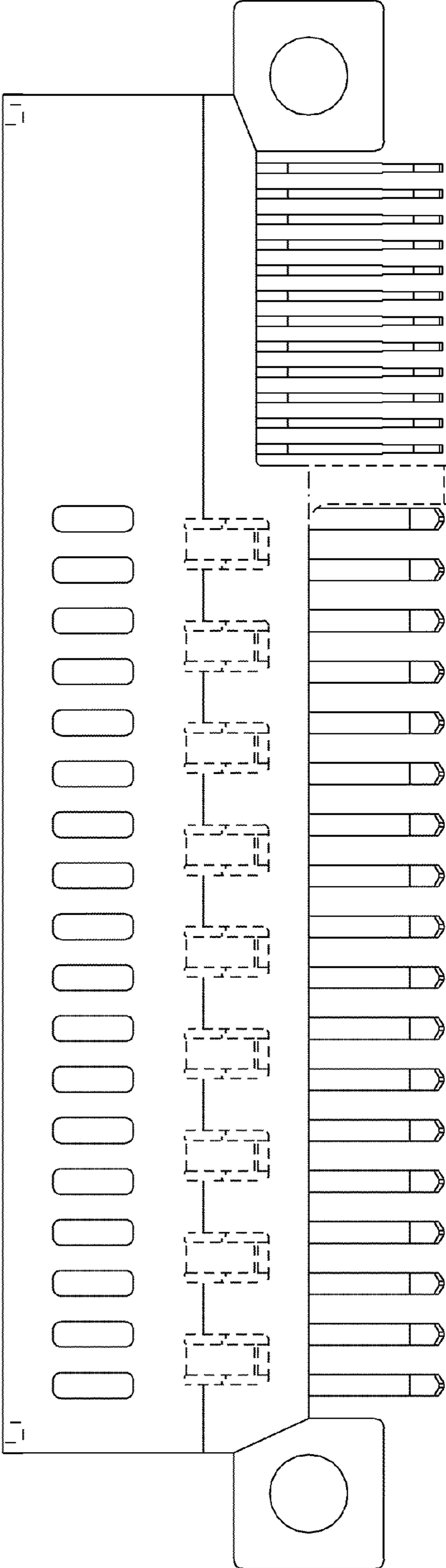


FIG. 3

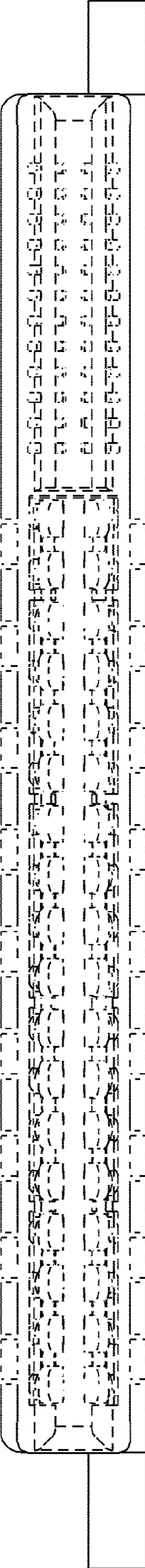


FIG. 4

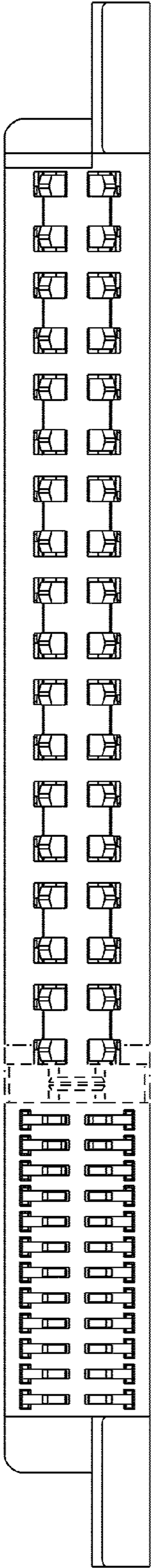


FIG. 5

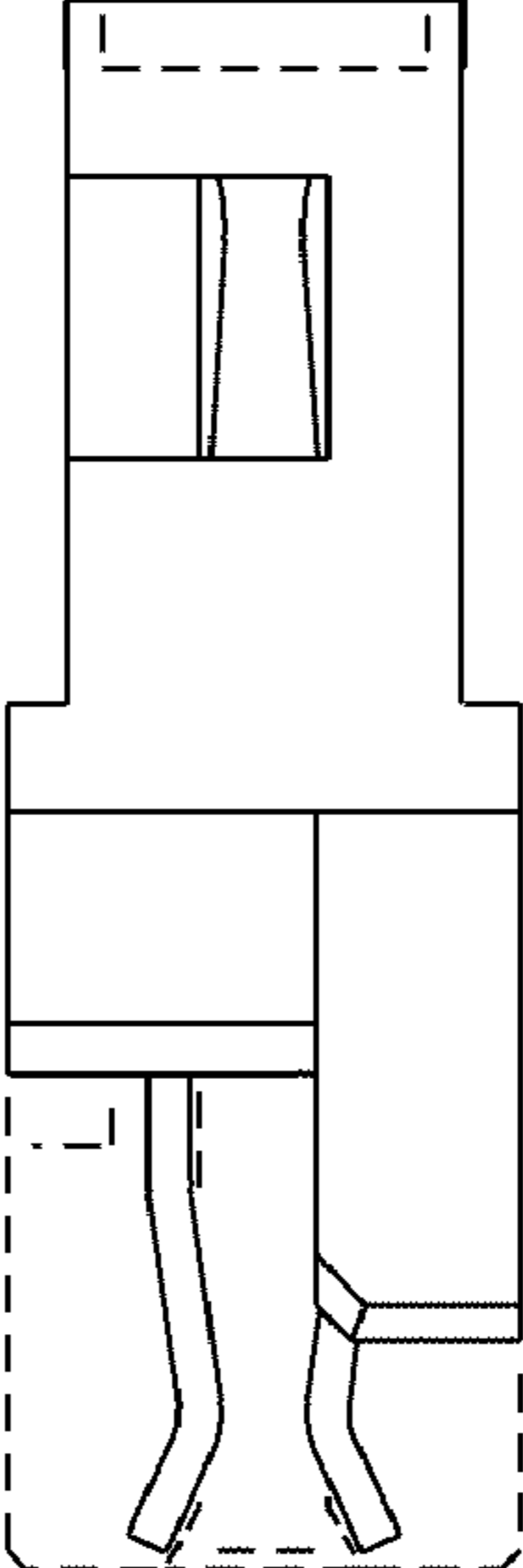


FIG. 7

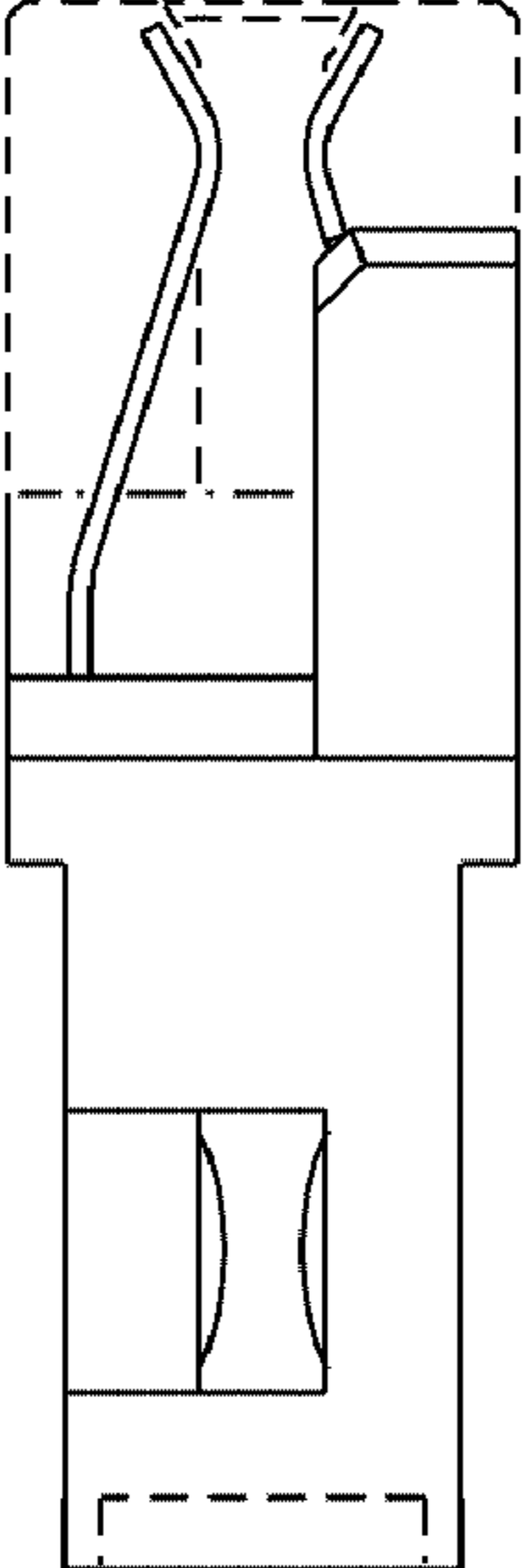


FIG. 6