

US00D661629S

(12) **United States Design Patent**
Lucas et al.

(10) **Patent No.:** **US D661,629 S**
(45) **Date of Patent:** **** Jun. 12, 2012**

(54) **STEERING WHEEL**

D461,435 S 8/2002 Johnson
D611,321 S 3/2010 Boies et al.
D649,096 S * 11/2011 Lucas et al. D12/176

(75) Inventors: **David A. Lucas**, Germantown Hills, IL (US); **Terril J. Johnson**, Washington, IL (US)

OTHER PUBLICATIONS

Image of Steering Wheel from the website www.bearsplaygrounds.com, available at least as early as Dec. 21, 2010.

(73) Assignee: **Caterpillar Inc.**, Peoria, IL (US)

* cited by examiner

(**) Term: **14 Years**

Primary Examiner — Melody N Brown

(21) Appl. No.: **29/403,210**

(74) *Attorney, Agent, or Firm* — Miller, Matthias & Hull

(22) Filed: **Oct. 3, 2011**

(57) **CLAIM**

The ornamental design for a steering wheel, as shown and described.

Related U.S. Application Data

DESCRIPTION

(63) Continuation of application No. 29/385,977, filed on Feb. 23, 2011, now Pat. No. Des. 649,096.

(51) **LOC (9) Cl.** **12-16**

(52) **U.S. Cl.** **D12/176**

(58) **Field of Classification Search** D12/175, D12/176; 74/552, 558, 558.5

See application file for complete search history.

FIG. 1 is a perspective view showing a steering wheel embodying our new design;
FIG. 2 is a front view thereof;
FIG. 3 is a rear view thereof;
FIG. 4 is a bottom view thereof;
FIG. 5 is a top view thereof;
FIG. 6 is a left side view thereof; and,
FIG. 7 is a right side view thereof.

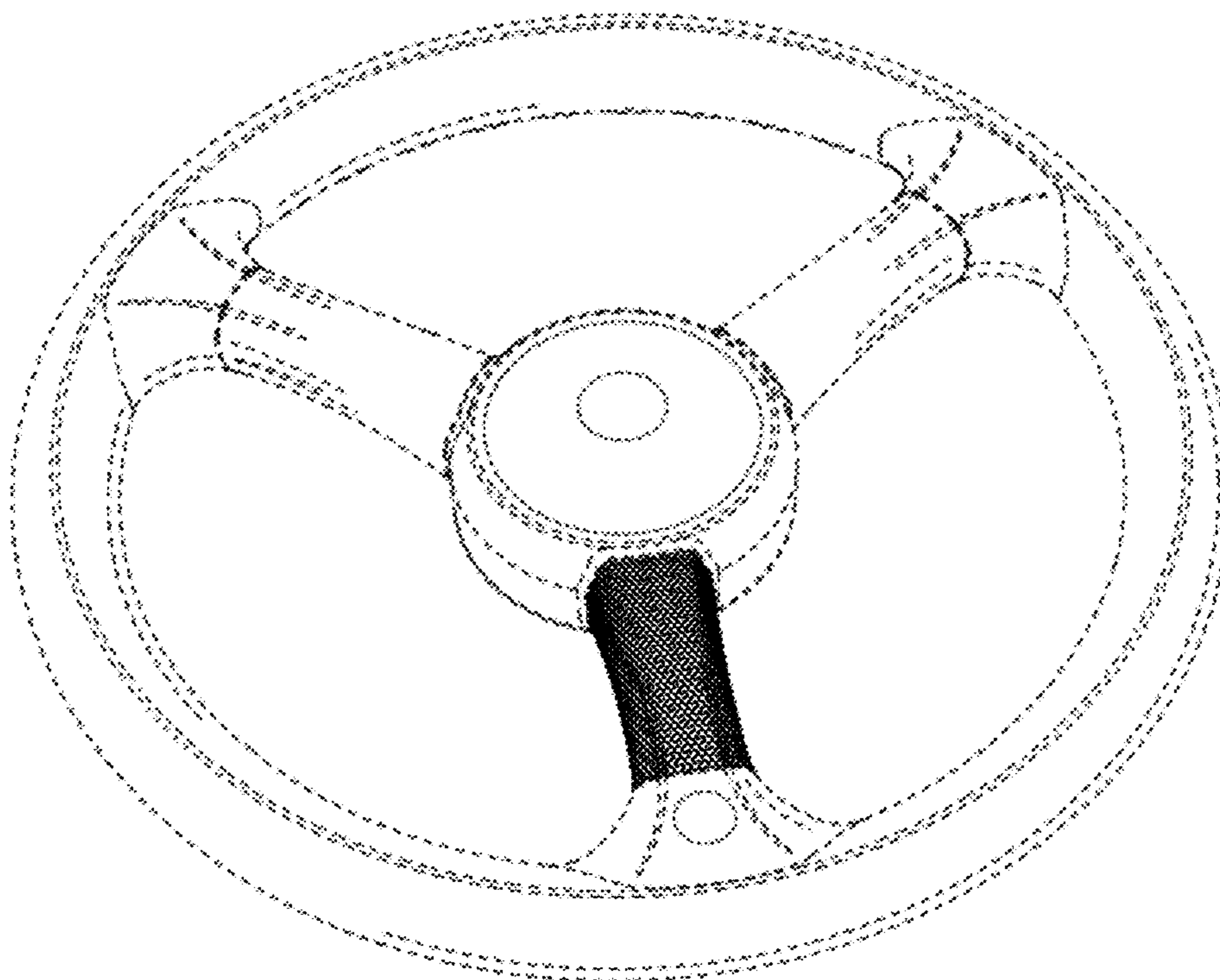
The broken lines appearing in FIGS. 1-7 define the bounds of the claimed design and/or disclose environment related to the claimed design, and therefore form no part of the claimed design.

(56) **References Cited**

U.S. PATENT DOCUMENTS

1,661,481 A 3/1928 Kendrick
1,779,219 A 10/1930 Sheller
2,455,887 A 12/1948 Braude
D305,223 S 12/1989 Breiding et al.

1 Claim, 5 Drawing Sheets



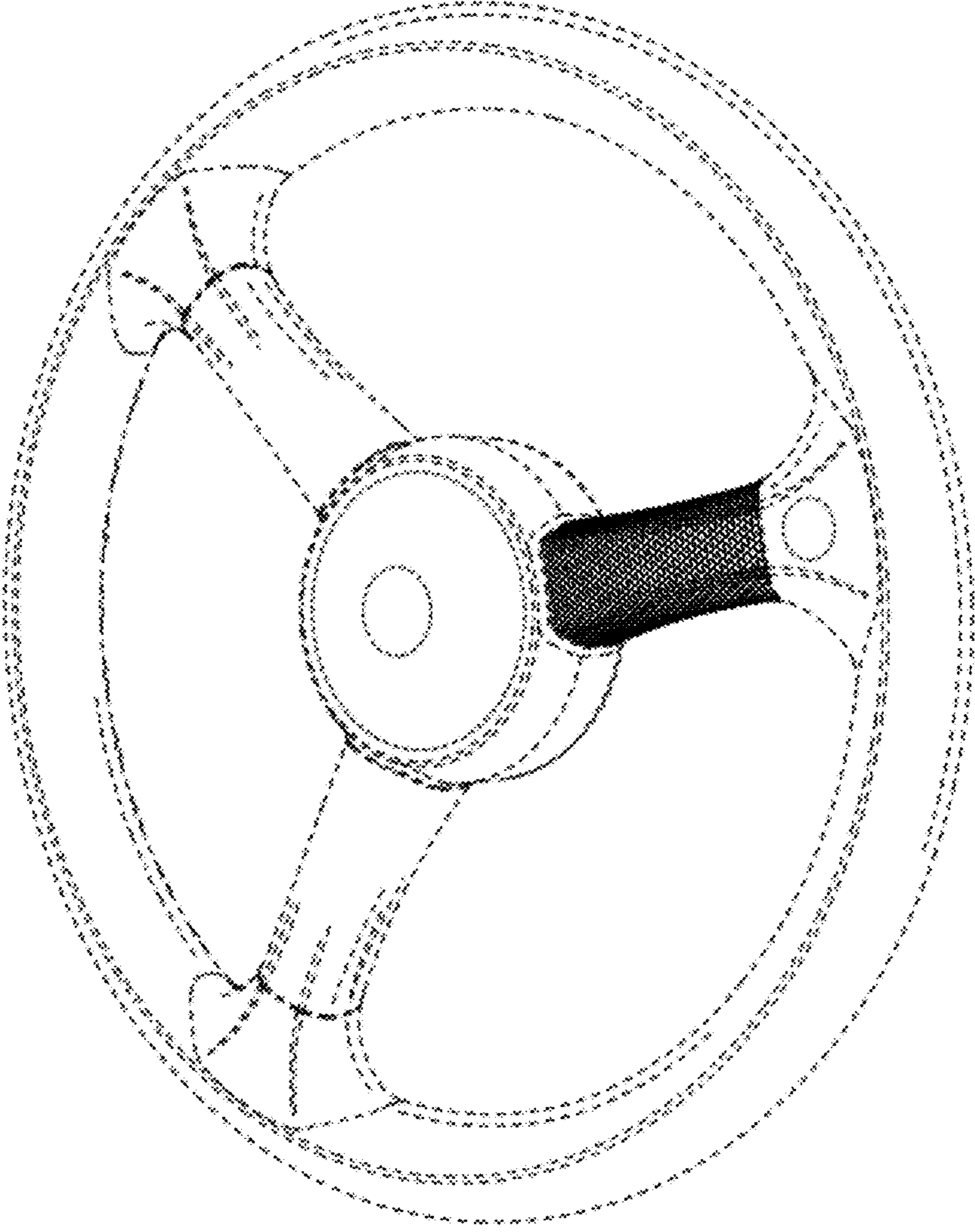


Fig. 1

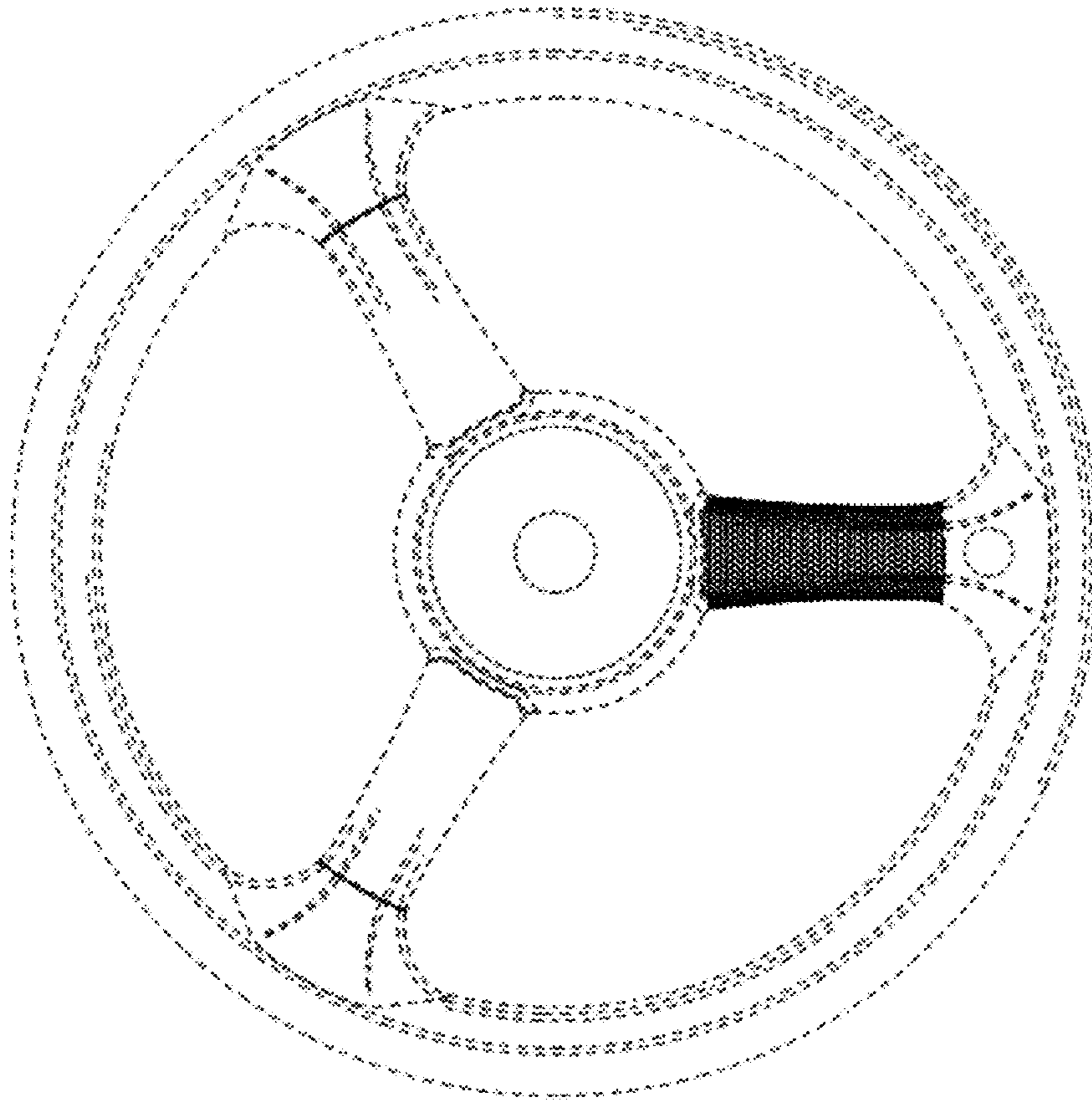


Fig. 2

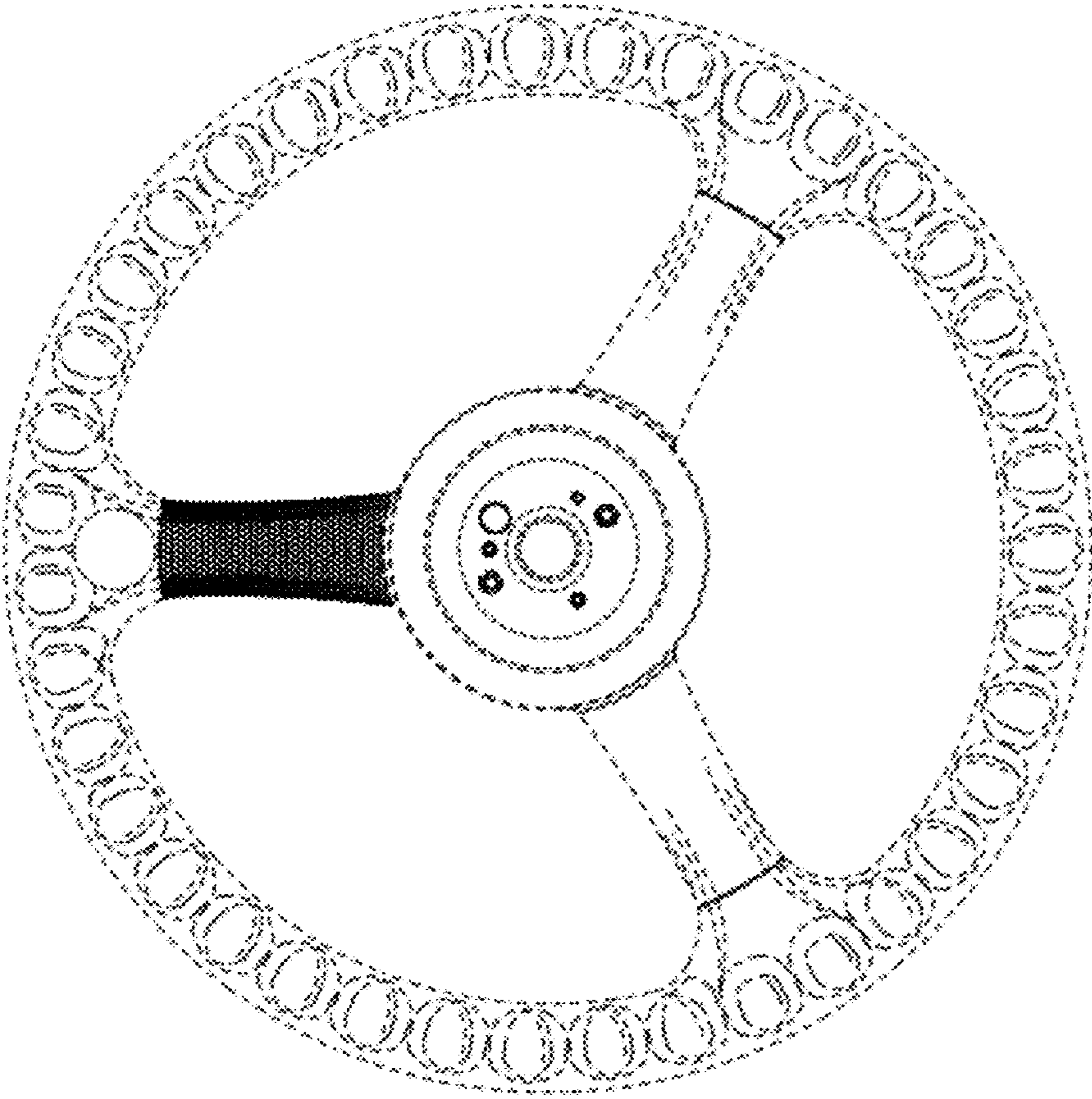


Fig. 3




Fig. 4




Fig. 5




Fig. 6




Fig. 7