

US00D661612S

(12) **United States Design Patent**
Hsu et al.

(10) **Patent No.:** **US D661,612 S**
(45) **Date of Patent:** **** Jun. 12, 2012**

- (54) **CLOCK FACE**
- (75) Inventors: **Shu-chen Hsu**, Taipei (TW); **Hsiao-wen Liu**, Taipei (TW)
- (73) Assignee: **Hannstar Display Corporation**, Taipei (TW)
- (**) Term: **14 Years**
- (21) Appl. No.: **29/350,887**
- (22) Filed: **Nov. 24, 2009**
- (30) **Foreign Application Priority Data**
 - Sep. 1, 2009 (TW) 98304075
- (51) **LOC (9) Cl.** **10-07**
- (52) **U.S. Cl.** **D10/125**
- (58) **Field of Classification Search** D10/122–126,
 - D10/1–39; 368/223, 228, 232, 80, 29, 30,
 - 368/82–84, 239–242

See application file for complete search history.

- D215,956 S * 11/1969 Johnson D10/21
- D217,376 S * 4/1970 Ernest D10/7
- D217,730 S * 6/1970 Wilson D10/9
- D220,050 S * 3/1971 Yannich D10/124
- D237,063 S * 10/1975 Kelman D10/123
- D254,605 S * 4/1980 Pummer D10/125
- D255,101 S * 5/1980 Booty D10/15
- D255,554 S * 6/1980 Pummer D10/125
- 4,212,159 A * 7/1980 Noble et al. 368/82
- D262,781 S * 1/1982 Maliskas D10/126
- D266,318 S * 9/1982 Noguchi D10/123
- D269,069 S * 5/1983 Mox D10/25
- D270,523 S * 9/1983 Mox D10/22
- D312,576 S * 12/1990 Franczak D10/6
- D319,399 S * 8/1991 Ritchie D10/28
- D321,141 S * 10/1991 Aikawa D10/26
- D322,034 S * 12/1991 Kumazawa D10/6
- D347,392 S * 5/1994 Kuo D10/7
- D354,003 S * 1/1995 Takashima D10/18
- D354,010 S * 1/1995 Pistilli D10/28
- D360,366 S * 7/1995 McGill D10/6
- D364,356 S * 11/1995 Moore D10/29

(Continued)

Primary Examiner — Lucy Lieberman
(74) *Attorney, Agent, or Firm* — Cheng-Ju Chiang

(56) **References Cited**

U.S. PATENT DOCUMENTS

- D62,598 S * 7/1923 Bastheim D10/35
- D127,367 S * 5/1941 Bruce D10/26
- D165,410 S * 12/1951 Babel D10/25
- D174,379 S * 4/1955 Engel D10/25
- 2,733,528 A * 2/1956 Miller 40/455
- D187,287 S * 2/1960 Florian D10/19
- D189,252 S * 11/1960 Fitzsimonds D10/21
- D189,305 S * 11/1960 Leman D10/1
- D197,661 S * 3/1964 Leman D10/26
- D198,222 S * 5/1964 Moore D10/21
- D199,255 S * 9/1964 Judson D10/21
- D199,856 S * 12/1964 Judson D10/25
- D199,857 S * 12/1964 McLeod D10/1
- D200,331 S * 2/1965 Levin D10/19
- D204,773 S * 5/1966 Levin D10/26
- D208,794 S * 10/1967 Frost D10/26
- D209,689 S * 12/1967 Florian D10/25
- D211,200 S * 5/1968 Laylon D10/9
- D214,638 S * 7/1969 Judson D10/9

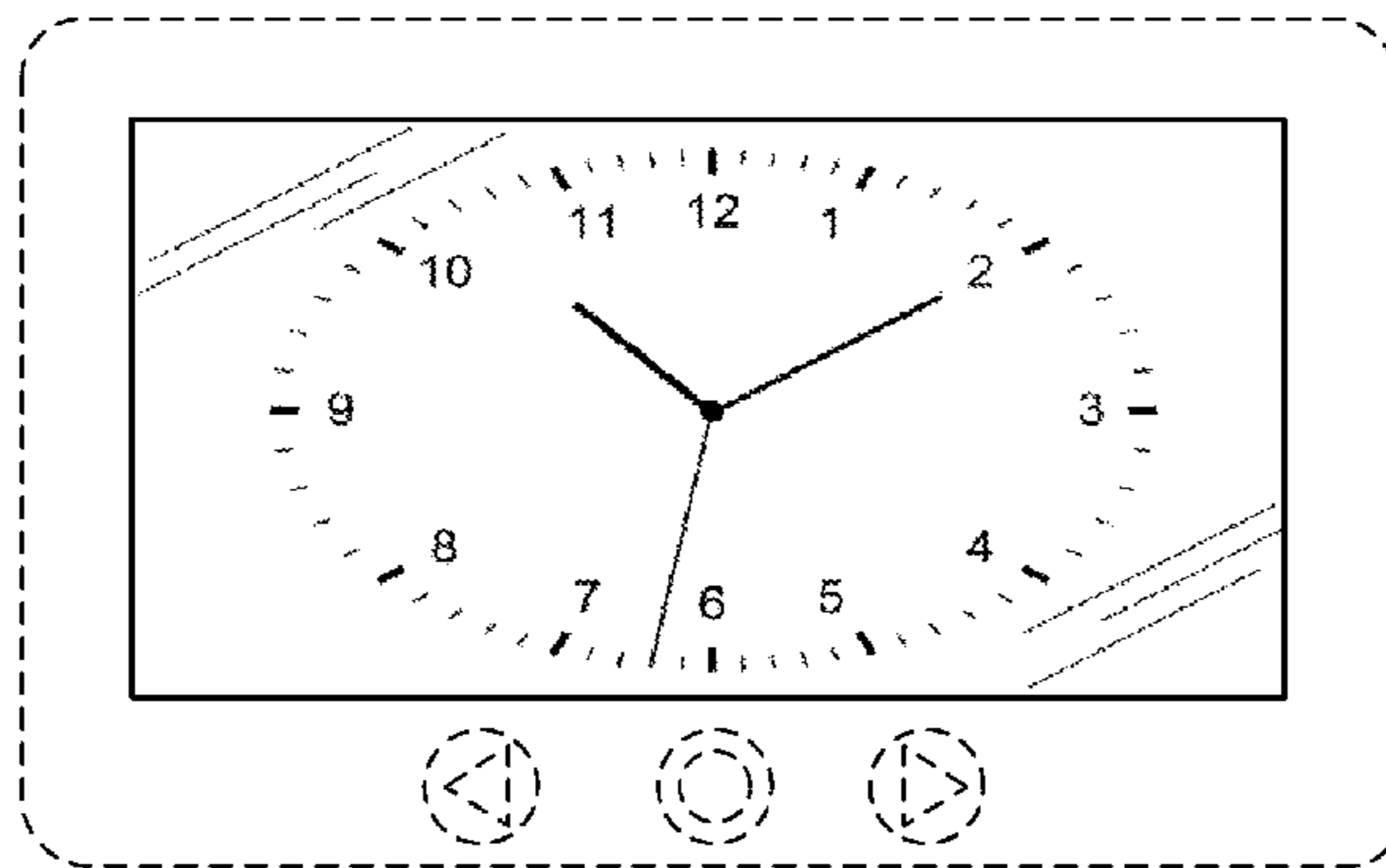
(57) **CLAIM**

The ornamental design for a clock face, as shown and described.

DESCRIPTION

FIG. 1 is a top front perspective view of a clock face showing our new design;
FIG. 2 is a front elevational view thereof;
FIG. 3 is a rear elevational view thereof;
FIG. 4 is a left side elevational view thereof;
FIG. 5 is a right side elevational view thereof;
FIG. 6 is a top plan view thereof;
FIG. 7 is a bottom plan view thereof; and,
FIG. 8 is an enlargement of the image area shown in FIG. 2.
The broken lines in figures are for illustrative purposes only and form no part of the claimed design.

1 Claim, 5 Drawing Sheets



US D661,612 S

Page 2

U.S. PATENT DOCUMENTS

D371,974 S *	7/1996	Wong	D10/6	6,525,997 B1 *	2/2003	Narayanaswami et al. ...	368/223
D372,874 S *	8/1996	Wong	D10/6	D613,619 S *	4/2010	Yang	D10/26
D376,323 S *	12/1996	Shih	D10/28	7,859,947 B2 *	12/2010	Kawai	368/10
D442,495 S *	5/2001	Liao	D10/2	7,907,476 B2 *	3/2011	Lee	368/10

* cited by examiner

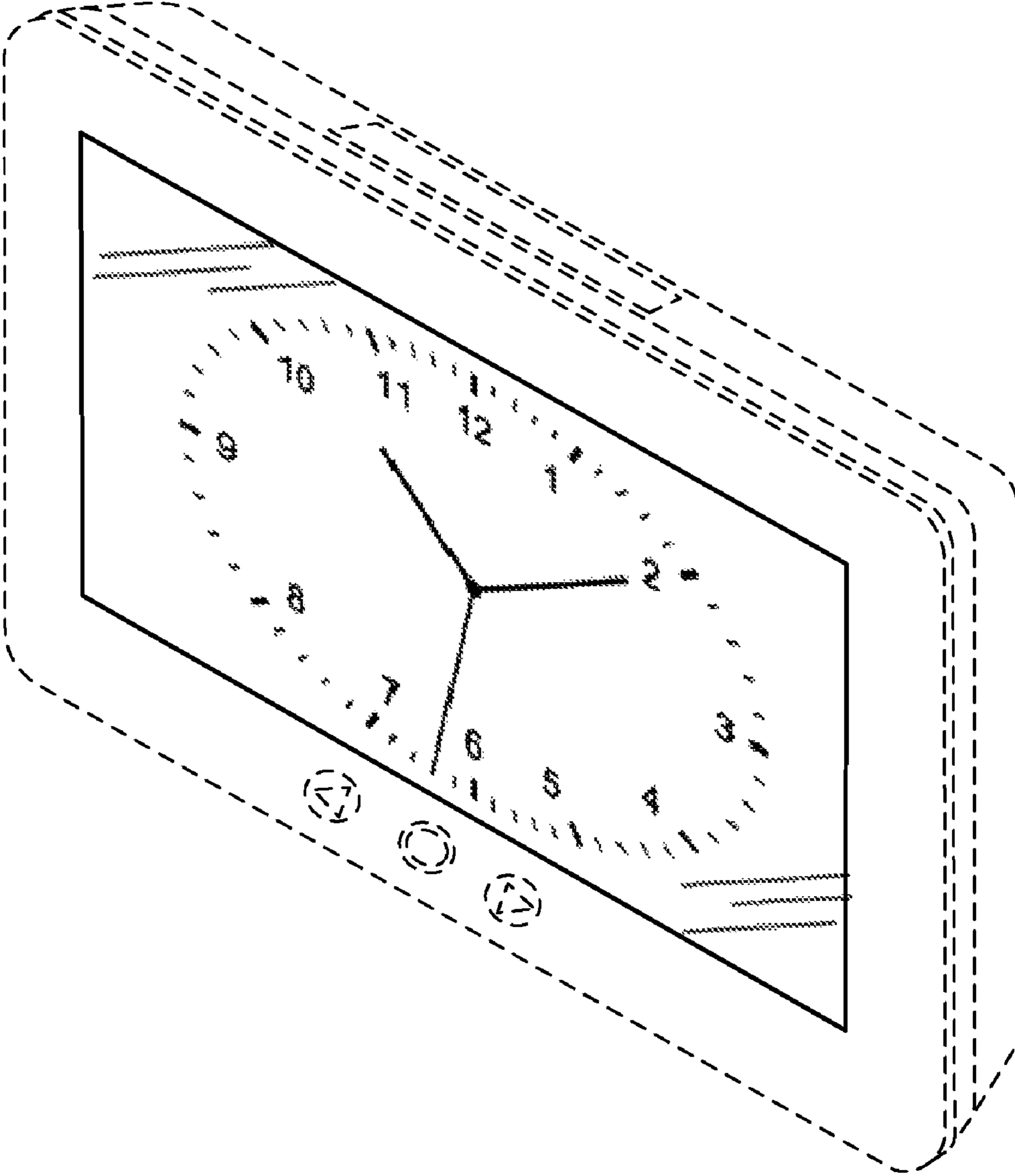


FIG. 1

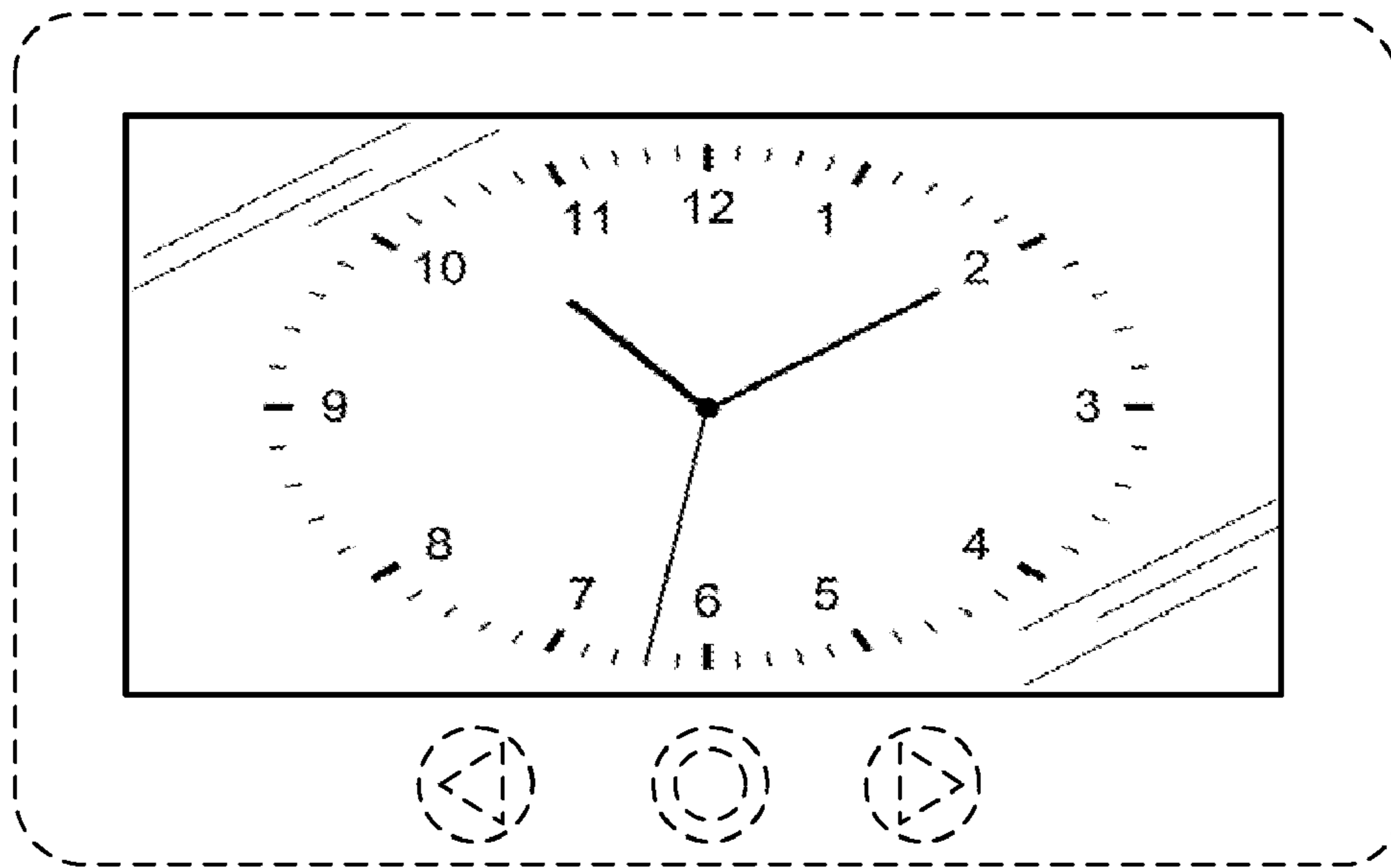


FIG. 2



FIG. 3




FIG. 4




FIG. 5

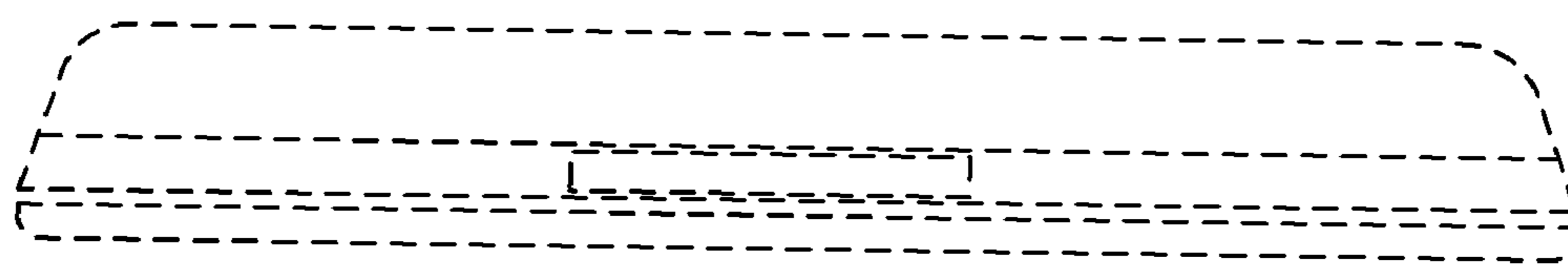


FIG. 6




FIG. 7

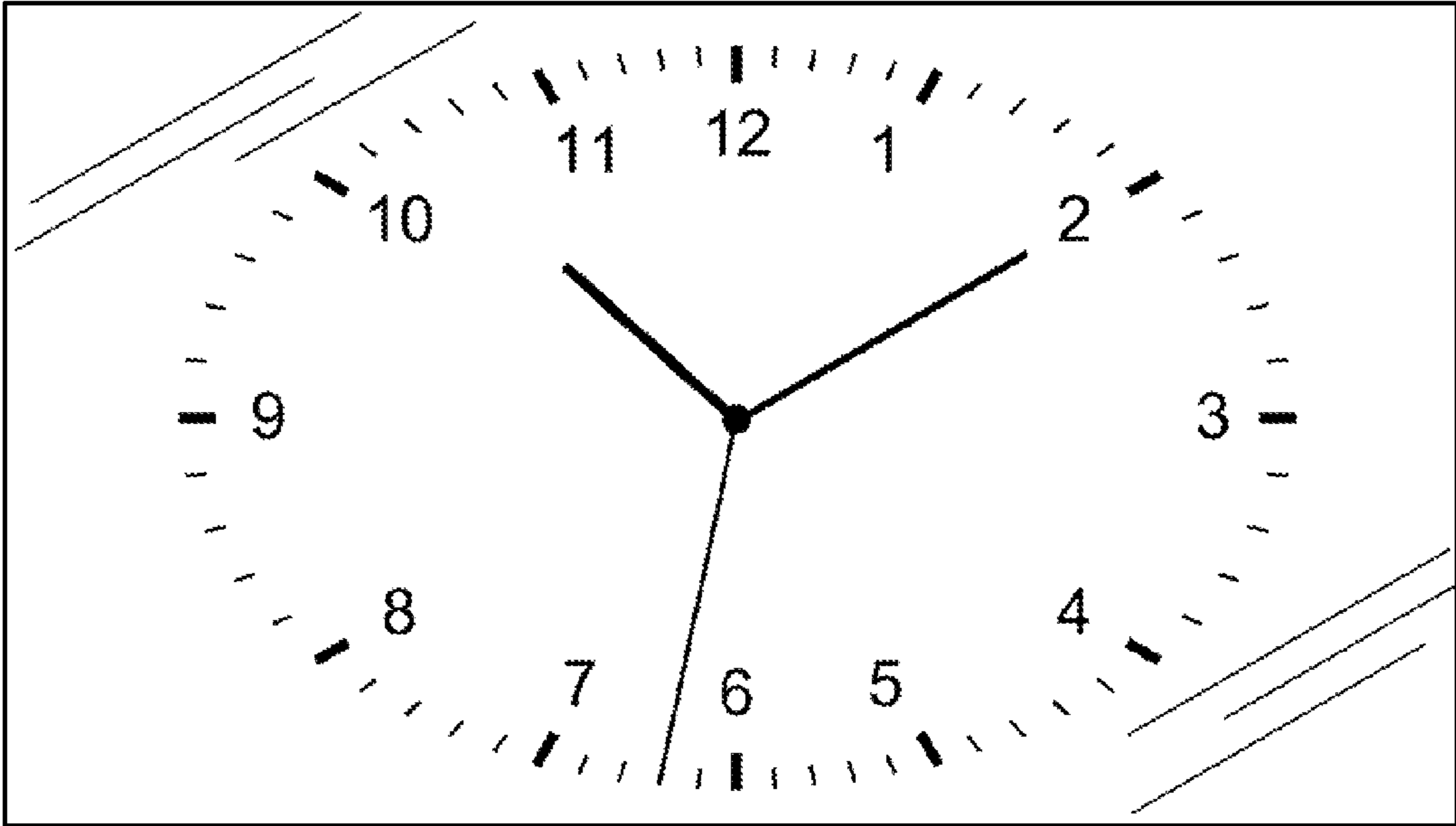


FIG. 8