



US00D661586S

(12) **United States Design Patent**
Renieris

(10) **Patent No.:** **US D661,586 S**
(45) **Date of Patent:** **** Jun. 12, 2012**

(54) **BOTTLE**

(76) Inventor: **Eleftherios Renieris**, Chania (GR)

(**) Term: **14 Years**

(21) Appl. No.: **29/370,685**

(22) Filed: **Aug. 19, 2010**

(30) **Foreign Application Priority Data**

Feb. 19, 2010 (EM) 001196885-0001
Feb. 19, 2010 (EM) 001196885-0002
Feb. 19, 2010 (EM) 001196885-0003
Feb. 19, 2010 (EM) 001196885-0004

(51) **LOC (9) Cl.** **09-01**

(52) **U.S. Cl.** **D9/500; D7/316**

(58) **Field of Classification Search** D9/68-692,
D9/694; D7/543, 558, 589-590, 598, 300,
D7/300.1, 312, 314, 316-319, 601-602;
215/379, 381-383; 220/660, 662, 669-673,
220/675

See application file for complete search history.

(56) **References Cited**

U.S. PATENT DOCUMENTS

D1,078 S * 1/1859 Davids D9/526
D66,258 S * 12/1924 Balda D7/319
D76,990 S * 11/1928 Curran D9/523
D82,637 S * 11/1930 Wilson D9/527
D85,233 S * 9/1931 Fuerst D9/500
D93,634 S * 10/1934 Rosenbaum D7/319

(Continued)

FOREIGN PATENT DOCUMENTS

EM 000849690-0001 * 12/2007

(Continued)

Primary Examiner — Ian Simmons

Assistant Examiner — Dana L Sipos

(74) *Attorney, Agent, or Firm* — Fross Zelnick Lehrman & Zissu, P.C.; Lawrence E. Apolzon, Esq.

(57) **CLAIM**

The ornamental design for a bottle, as shown and described.

DESCRIPTION

FIG. 1 is a front perspective view of a bottle showing my new design;

FIG. 2 is a front view of the bottle shown in FIG. 1;

FIG. 3 is a rear view of the bottle shown in FIG. 1;

FIG. 4 is a side view of the bottle shown in FIG. 1;

FIG. 5 is another side view of the bottle shown in FIG. 1;

FIG. 6 is a top view of the bottle shown in FIG. 1;

FIG. 7 is a bottom view of the bottle shown in FIG. 1;

FIG. 8 is a perspective view of an alternative embodiment of the bottle shown in FIG. 1;

FIG. 9 is a front view of the bottle shown in FIG. 8;

FIG. 10 is a rear view of the bottle shown in FIG. 8;

FIG. 11 is a side view of the bottle shown in FIG. 8;

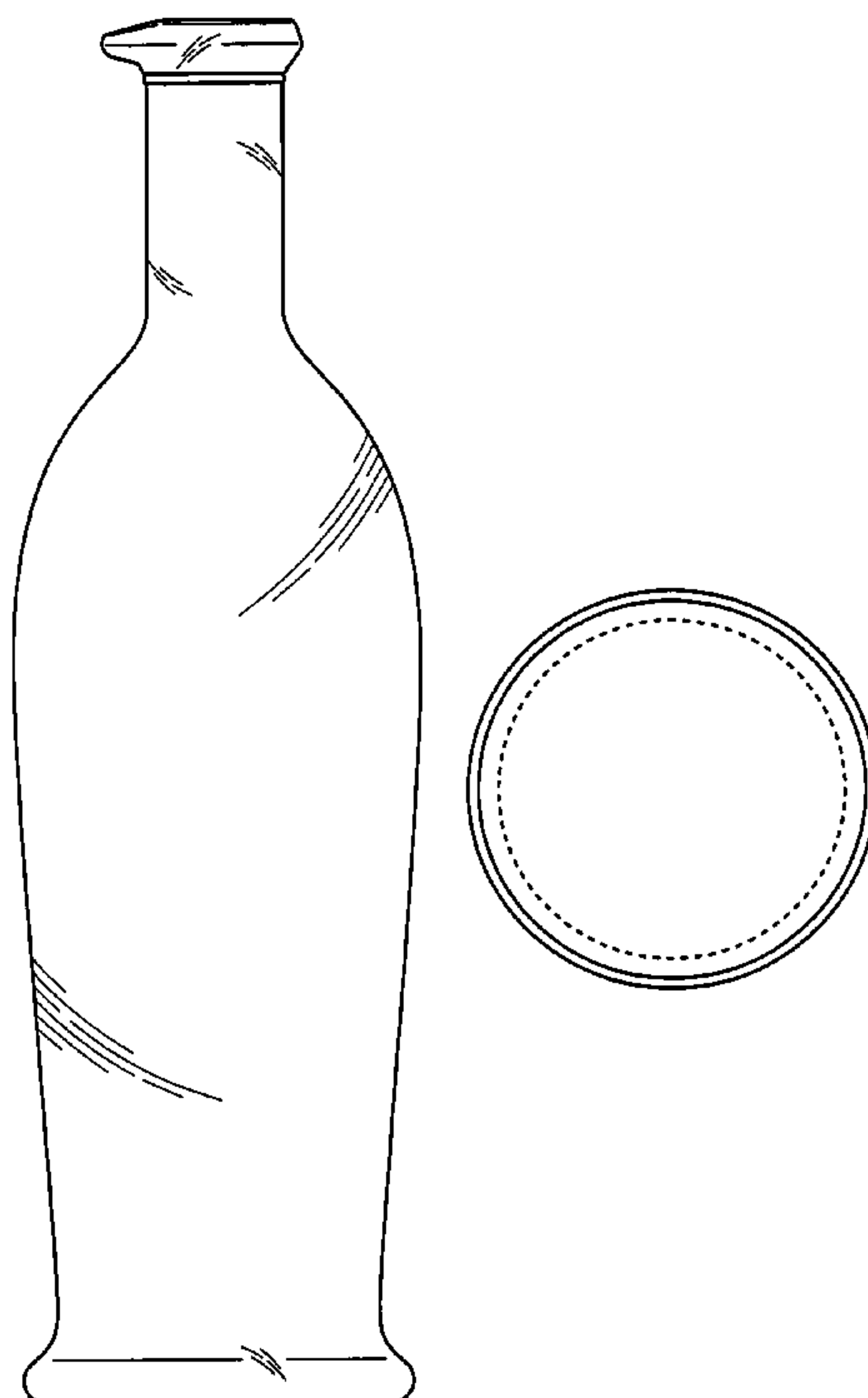
FIG. 12 is another side view of the bottle shown in FIG. 8;

FIG. 13 is a top view of the bottle shown in FIG. 8; and,

FIG. 14 is a bottom view of the bottle shown in FIG. 8.

The broken line showing of portions of the bottle top and bottom portion in the relevant drawings shown unclaimed subject matter for the design in those drawings.

1 Claim, 12 Drawing Sheets



US D661,586 S

Page 2

U.S. PATENT DOCUMENTS

D121,948 S * 8/1940 Brooks D7/317
D127,007 S * 5/1941 Dallas D9/536
D211,001 S * 5/1968 Northgate D9/536
D213,948 S * 4/1969 Anderson D9/536
D222,529 S * 11/1971 Terner D9/500
D235,971 S * 7/1975 Visola D9/536
D238,143 S * 12/1975 Bay D9/536
D272,990 S * 3/1984 Strand D9/500
D283,305 S * 4/1986 Thompson D9/536
D353,771 S * 12/1994 Klitsner D9/500
D354,228 S * 1/1995 Boisset D9/503
D427,908 S * 7/2000 Bae D9/500
D430,803 S * 9/2000 Reis et al. D9/500
D555,502 S * 11/2007 Fouques Du Parc D9/630

D568,746 S * 5/2008 Goldsmith et al. D9/500
D572,134 S * 7/2008 Bourne D9/500
D575,154 S * 8/2008 Andrews et al. D9/500
D580,770 S * 11/2008 Mafauch D9/551
D632,425 S * 2/2011 Badawi D27/162

FOREIGN PATENT DOCUMENTS

EM 000849690-0002 * 12/2007
WO DM/050464 * 1/2000
WO DM/055635 * 5/2000
WO DM/056222 * 5/2001
WO DM/056489 * 6/2001
WO DM/061105 * 5/2002

* cited by examiner

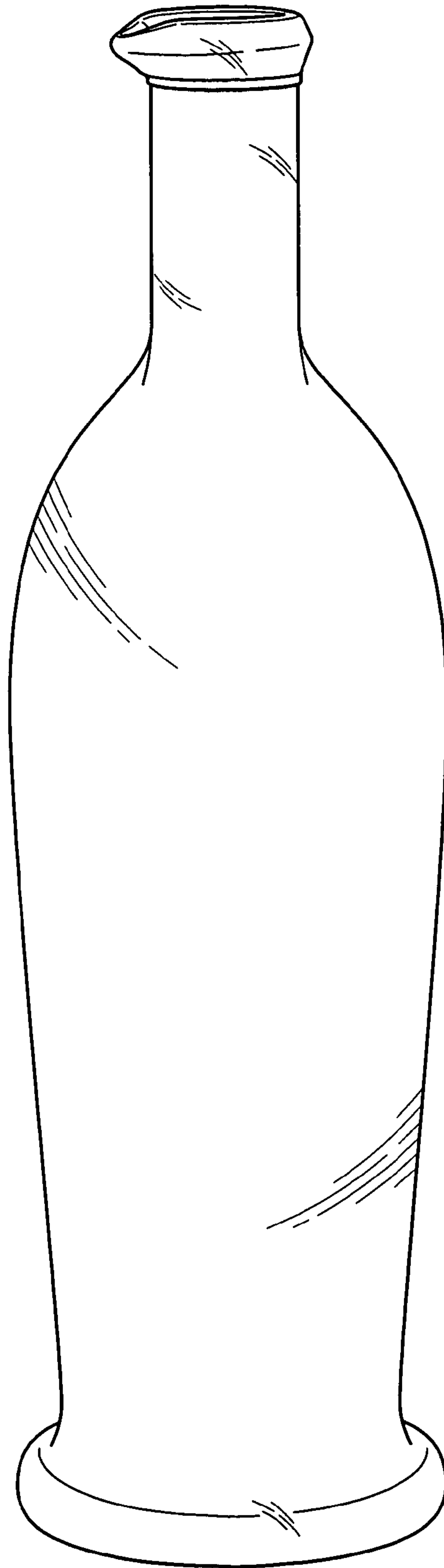


FIG. 1

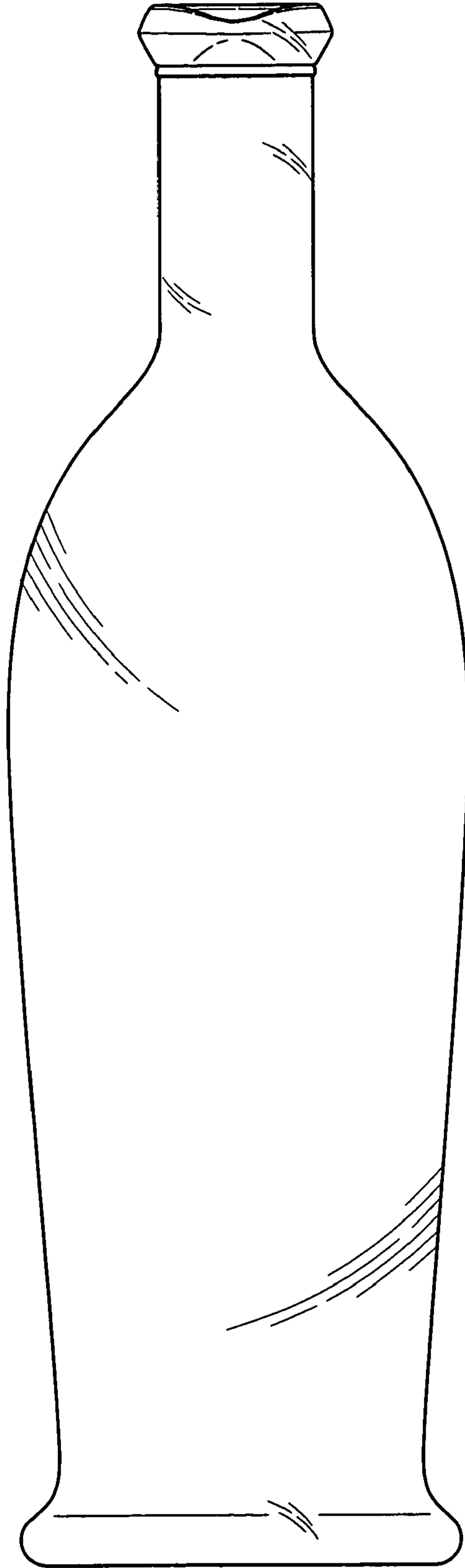


FIG. 2

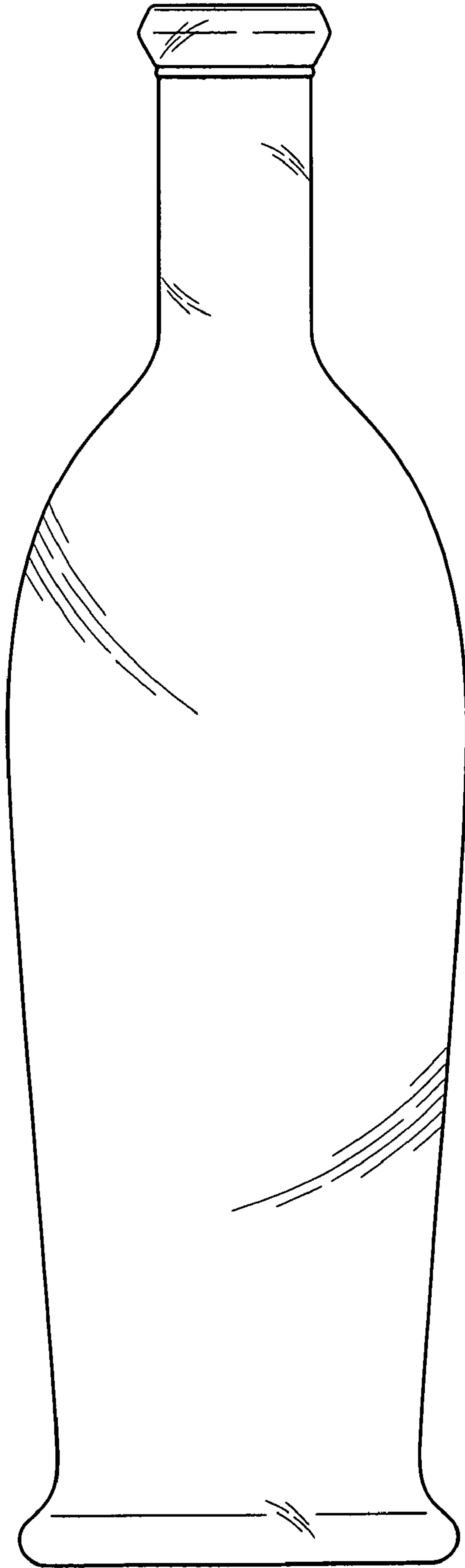


FIG. 3

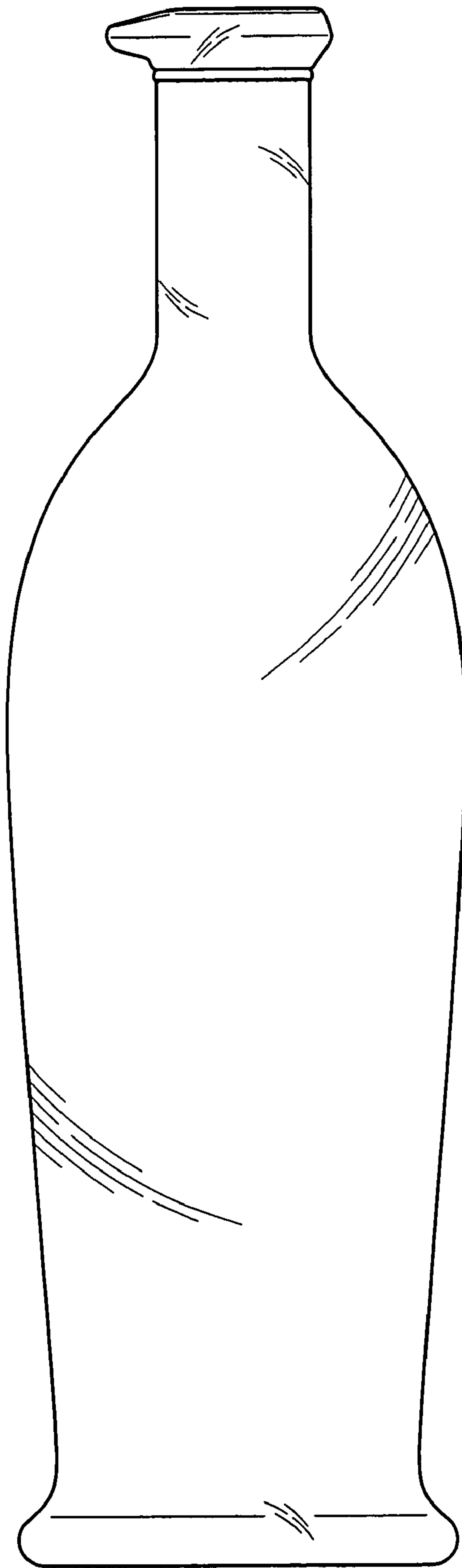


FIG. 4

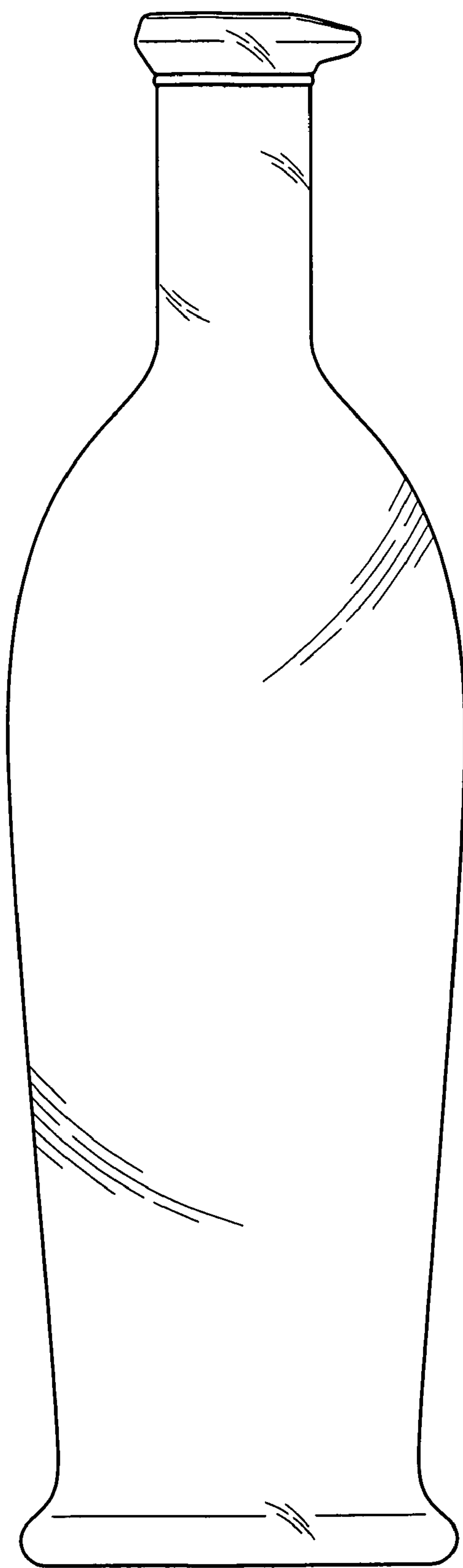


FIG. 5

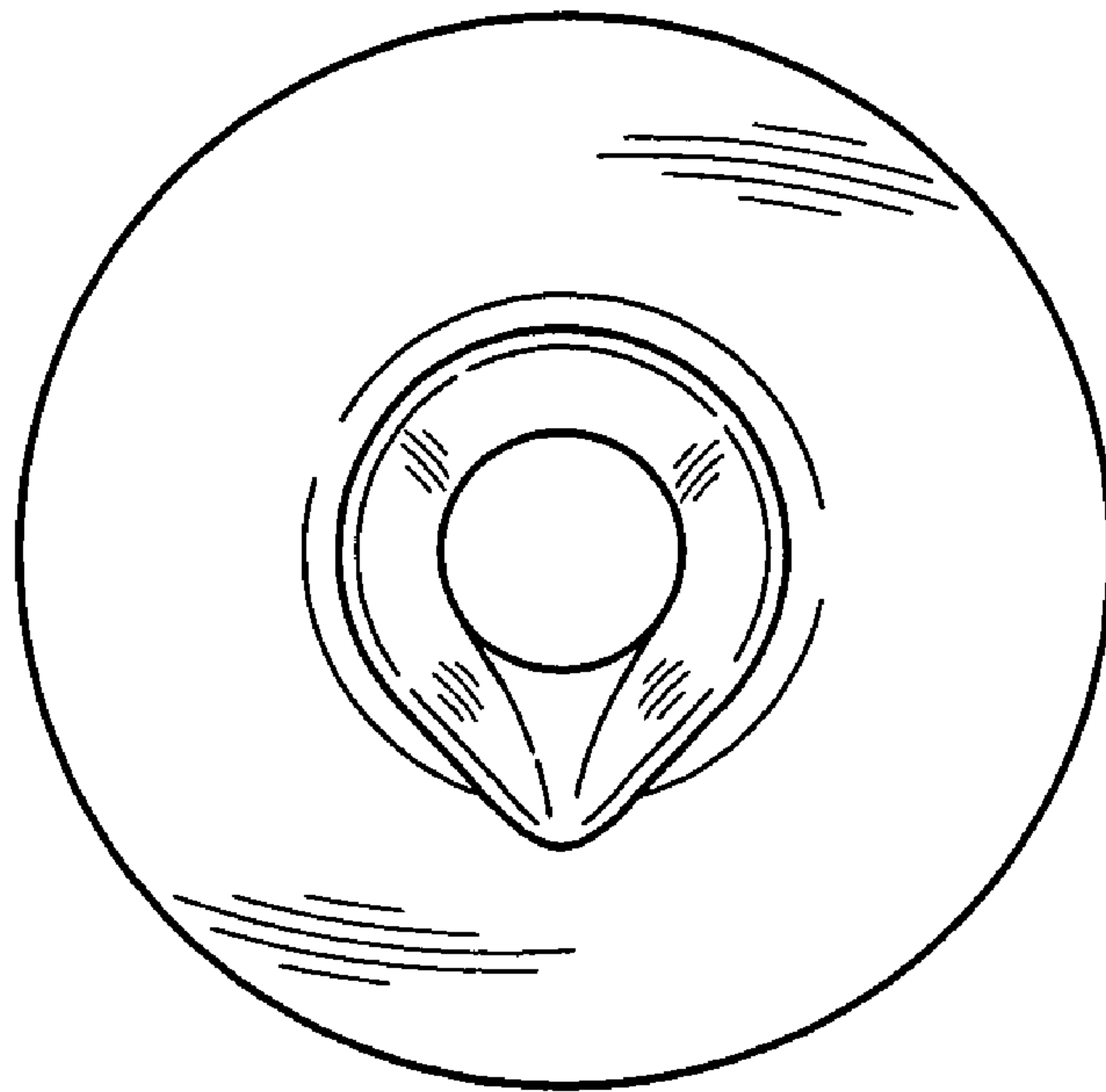


FIG. 6




FIG. 7

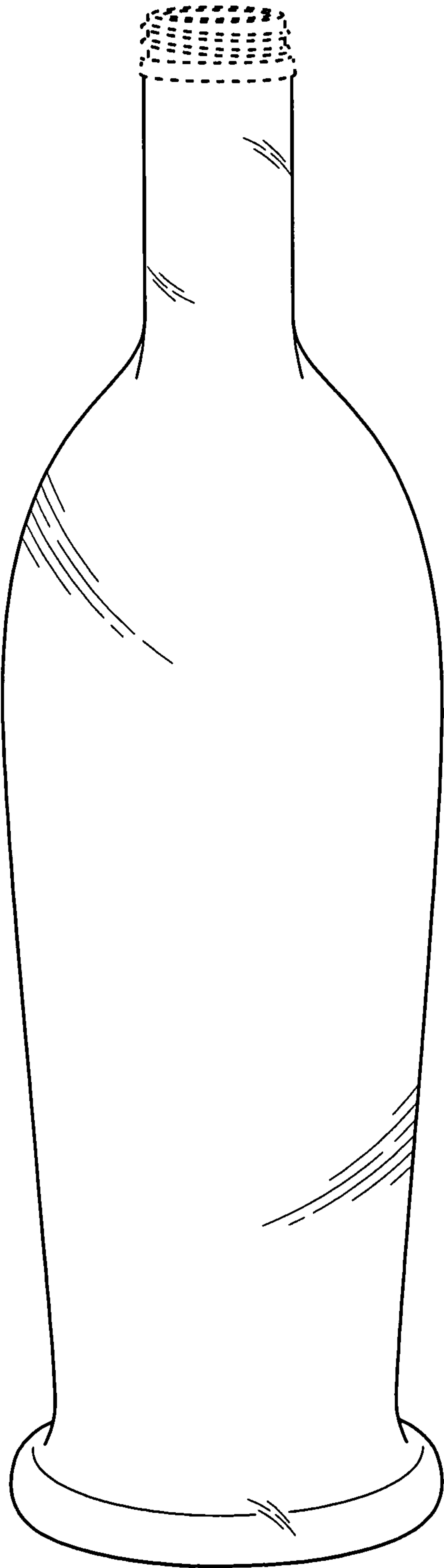


FIG. 8

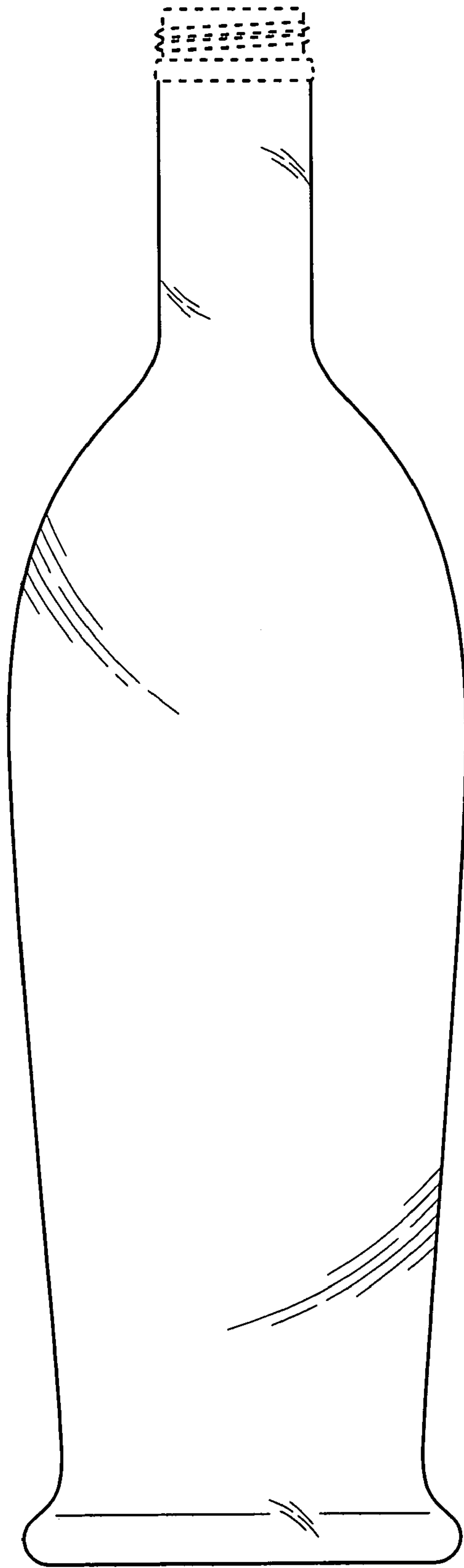


FIG. 9

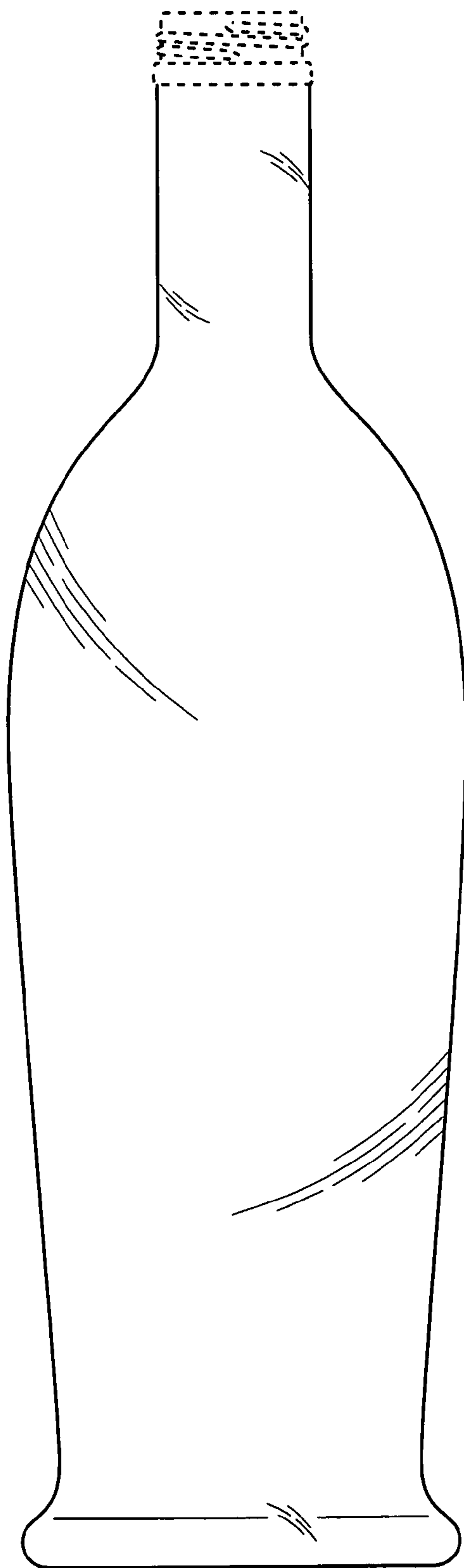


FIG. 10

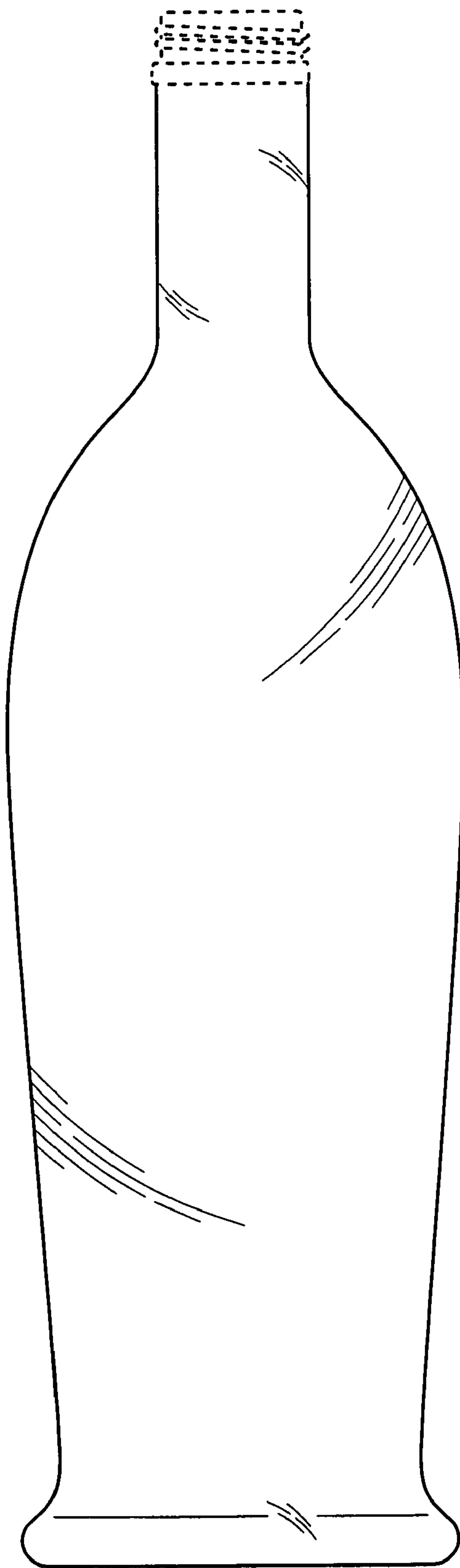


FIG. 11

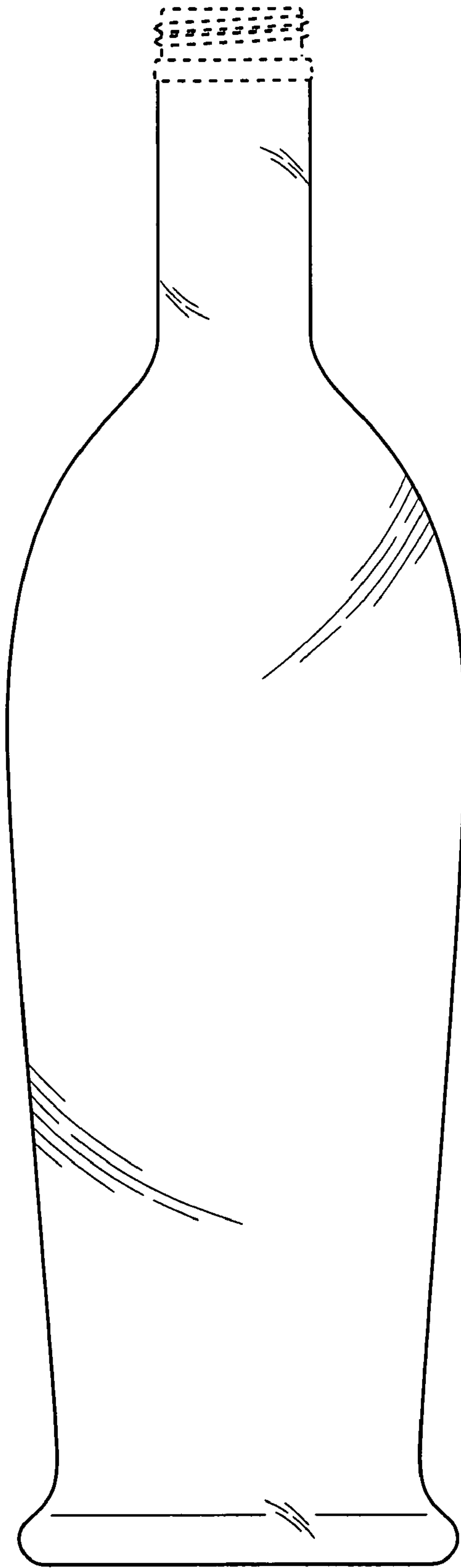


FIG. 12

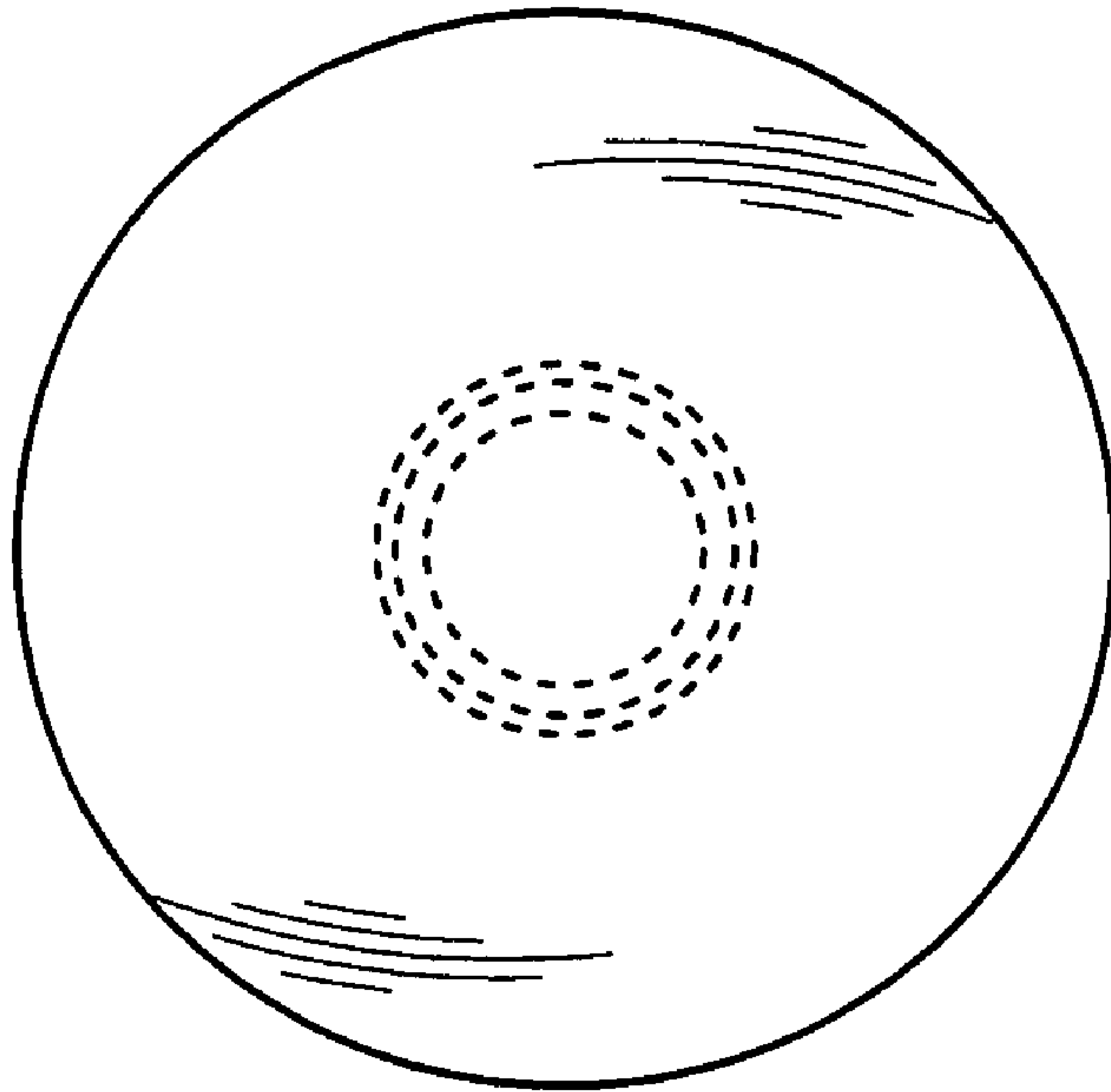


FIG. 13




FIG. 14