



US00D661559S

(12) **United States Design Patent**
O’Connell et al.

(10) **Patent No.:** **US D661,559 S**
(45) **Date of Patent:** **** Jun. 12, 2012**

(54) **BOTTLE OPENER**

(75) Inventors: **Patrick R. O’Connell**, St. Louis Park, MN (US); **Benjamin P. Williams**, Houlton, WI (US)

(73) Assignee: **Target Brands, Inc.**, Minneapolis, MN (US)

(**) Term: **14 Years**

(21) Appl. No.: **29/408,493**

(22) Filed: **Dec. 13, 2011**

(51) **LOC (9) Cl.** **07-99**

(52) **U.S. Cl.** **D8/18**

(58) **Field of Classification Search** D8/14, D8/16–19, 33–43, 88, 89, 105; 7/113, 151–156; 81/3.07, 3.09, 3.2, 3.27, 3.29, 3.31, 3.35, 81/3.37, 3.4, 3.45, 3.48, 3.49, 3.55
See application file for complete search history.

(56) **References Cited**

U.S. PATENT DOCUMENTS

| | | | | | | |
|-----------|---|---|---------|-----------------|-------|-------|
| D138,415 | S | * | 8/1944 | Douglass et al. | | D8/33 |
| 3,415,093 | A | * | 12/1968 | Newell | | D8/14 |
| D277,635 | S | * | 2/1985 | Sherwood | | D8/18 |
| D318,406 | S | * | 7/1991 | Gabriele | | D8/40 |
| D391,134 | S | * | 2/1998 | Laib | | D8/40 |
| D439,127 | S | * | 3/2001 | Loudon | | D8/98 |

| | | | | | | |
|----------|---|---|--------|-----------|-------|-------|
| D445,655 | S | * | 7/2001 | Maddox | | D8/17 |
| D501,381 | S | * | 2/2005 | Kelleghan | | D8/18 |
| D574,201 | S | * | 8/2008 | Fisher | | D8/14 |
| D609,069 | S | * | 2/2010 | Fischer | | D8/34 |
| D622,115 | S | * | 8/2010 | Smith | | D8/18 |
| D644,075 | S | * | 8/2011 | Barnett | | D8/18 |

OTHER PUBLICATIONS

Neu Black, “Strato Bottle Opener for Blomus,” pp. 1-5, <http://www.neublack.com/modern-home/strato-bottle-opener-for-blomus/>, (last viewed Aug. 25, 2011).

* cited by examiner

Primary Examiner — Garth Rademaker

(74) *Attorney, Agent, or Firm* — Leanne Taveggia Farrell; Westman, Champlin & Kelly, P.A.

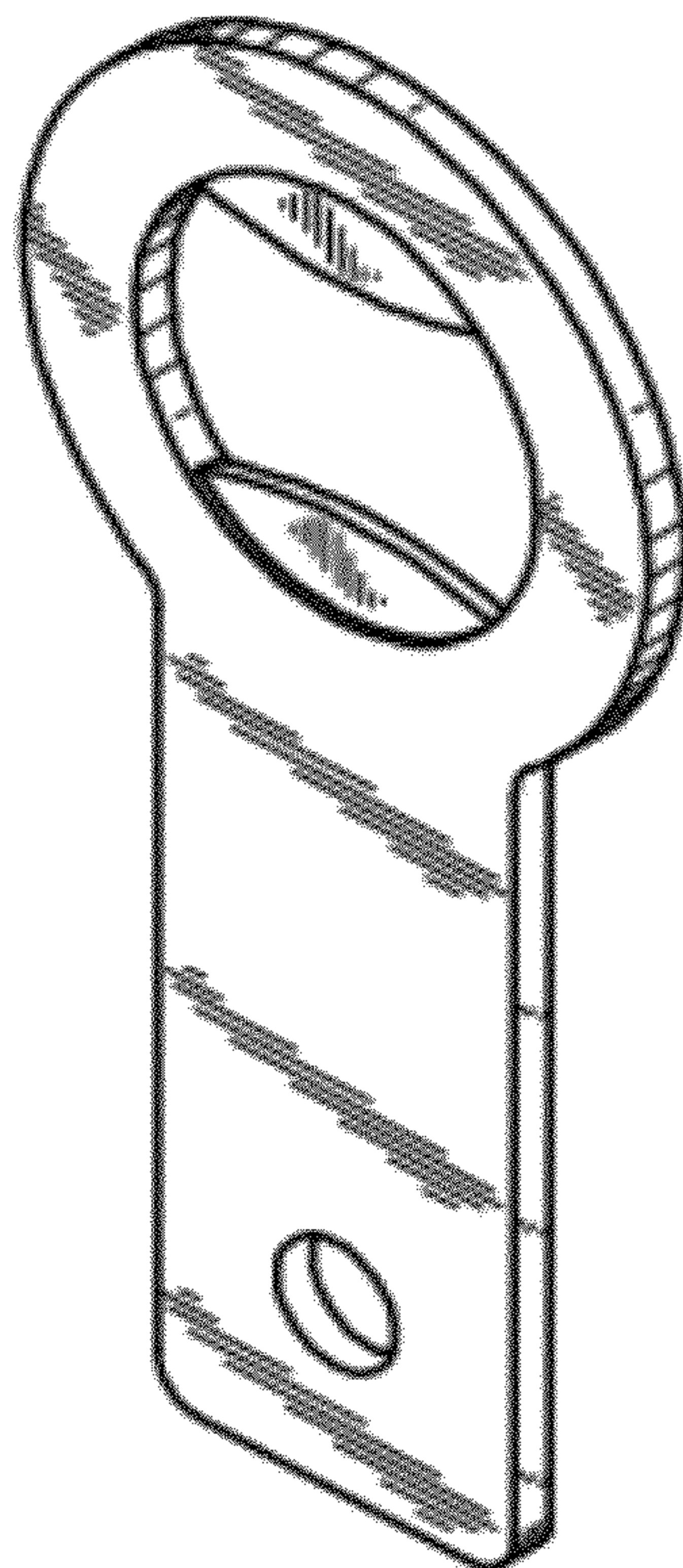
(57) **CLAIM**

The ornamental design for a bottle opener, as shown.

DESCRIPTION

FIG. 1 is a perspective view of a bottle opener; FIG. 2 is a right side view thereof; FIG. 3 is a left side view thereof; FIG. 4 is a top view thereof; FIG. 5 is a bottom view thereof; FIG. 6 is a front view thereof; and, FIG. 7 is a back view thereof.

1 Claim, 1 Drawing Sheet



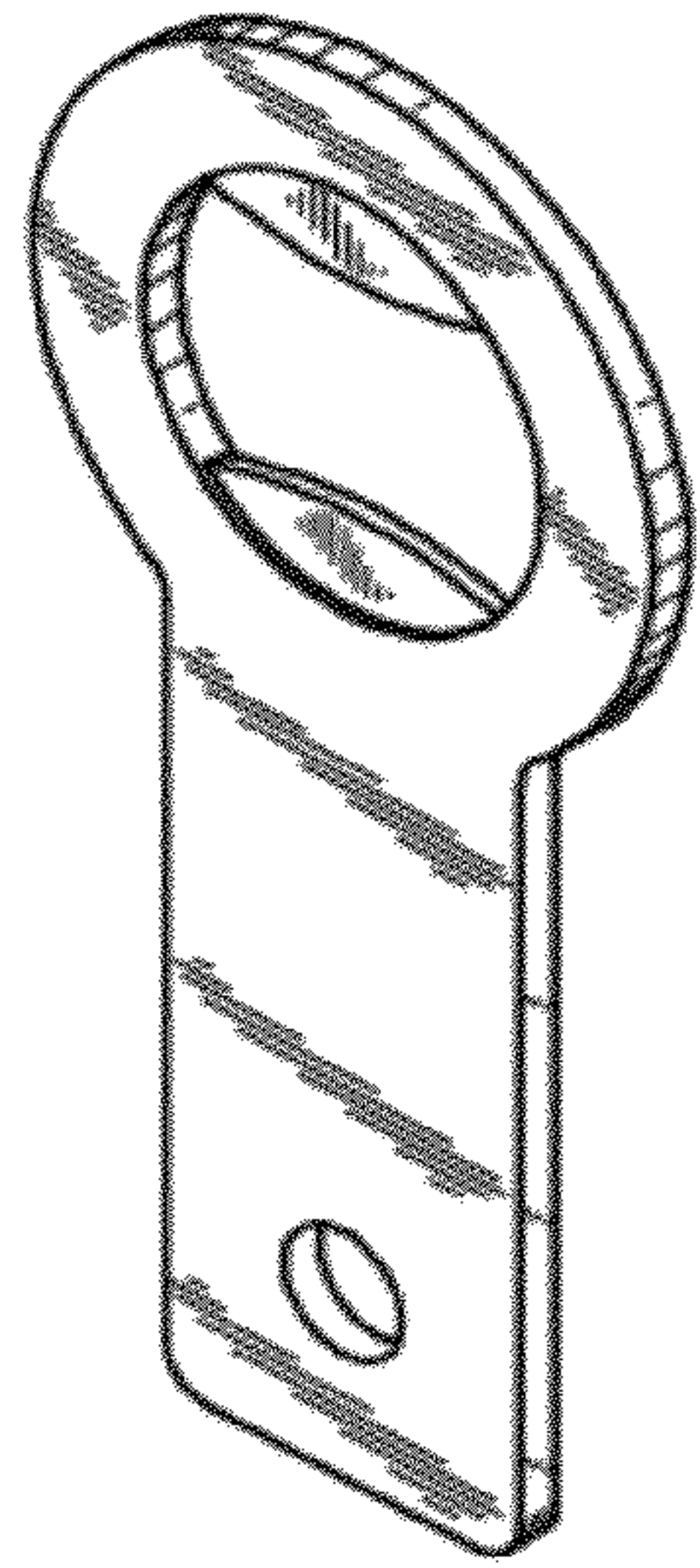


FIG. 1

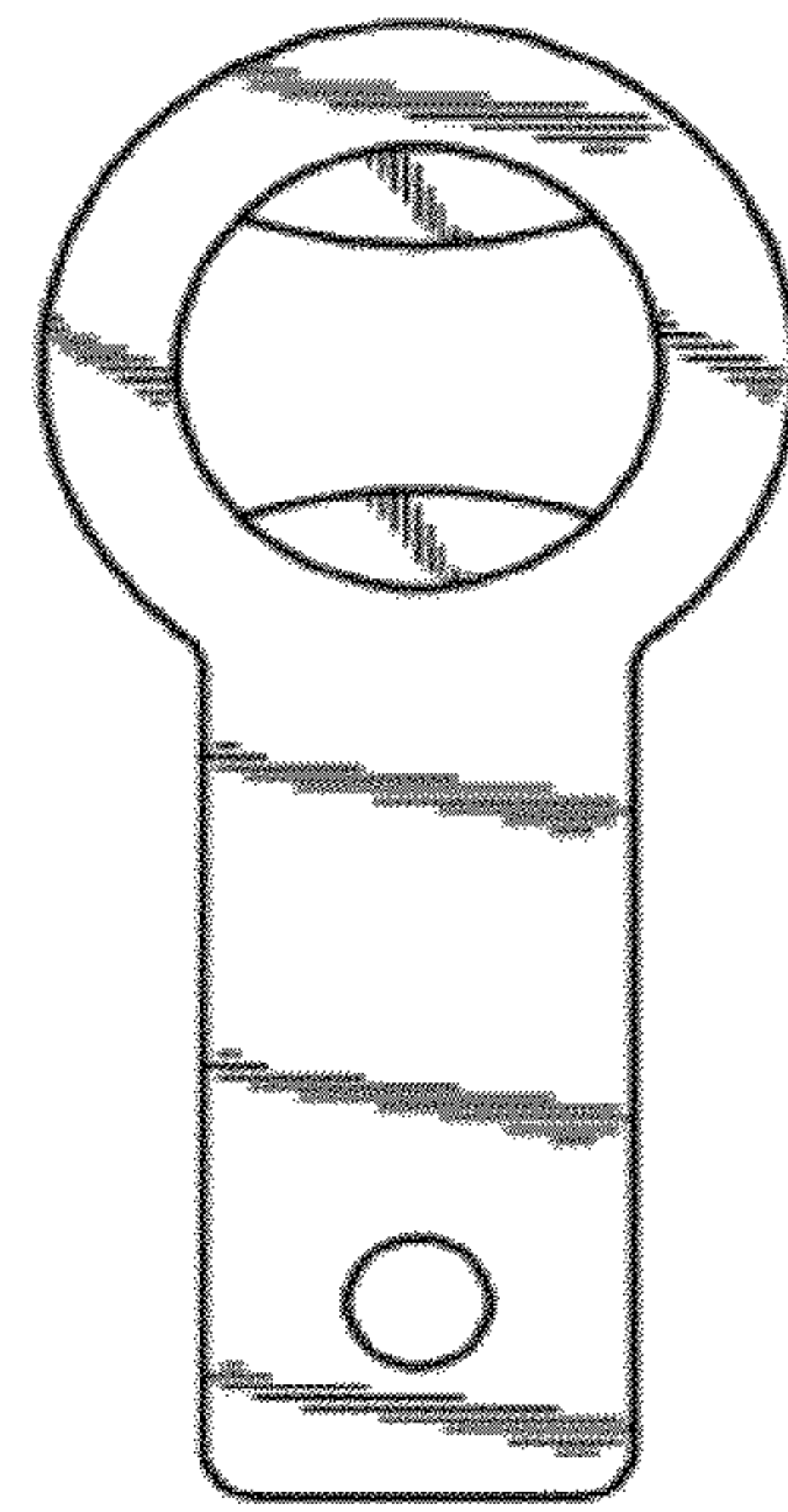


FIG. 6



FIG. 2



FIG. 3




FIG. 4



FIG. 5

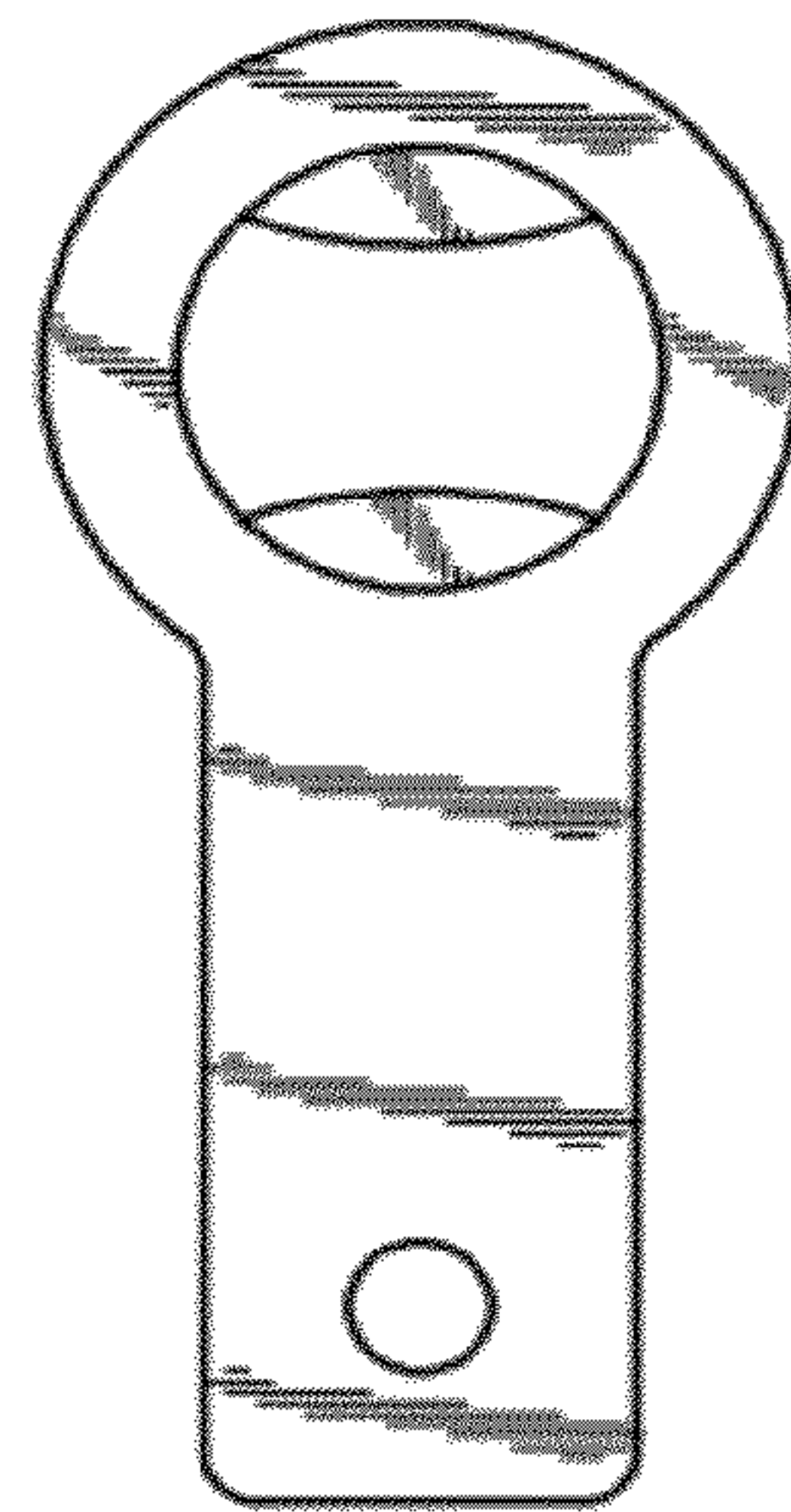


FIG. 7