



US00D661553S

(12) **United States Design Patent**
Bauer

(10) **Patent No.:** **US D661,553 S**
(45) **Date of Patent:** **** Jun. 12, 2012**

(54) **KNIFE HANDLE**

(75) Inventor: **Sybs Bauer**, Hamburg (DE)

(73) Assignee: **Ed. Wüsthof Dreizackwerk KG**,
Solingen (DE)

(**) Term: **14 Years**

(21) Appl. No.: **29/397,881**

(22) Filed: **Jul. 22, 2011**

(30) **Foreign Application Priority Data**

Jan. 26, 2011 (EM) 001811274-0001

(51) **LOC (9) Cl.** **07-03**

(52) **U.S. Cl.** **D7/649; D7/401.2**

(58) **Field of Classification Search** D7/368,
D7/393-395, 401.2, 642-646, 649-654, 660-664,
D7/669, 675-676, 683, 688-692, 695-696;
D8/25, 83, 99, 107, 303; 30/137, 141-143,
30/147-150, 322-327, 329, 340, 342-344;
416/70 R

See application file for complete search history.

(56) **References Cited**

U.S. PATENT DOCUMENTS

D240,495 S * 7/1976 Koppe D7/649
4,712,304 A * 12/1987 Sanelli 30/343
D323,448 S * 1/1992 Salviato D7/649
D424,380 S * 5/2000 McCatty D7/649
D425,365 S * 5/2000 Chien D7/401.2

D445,313 S * 7/2001 Jorge D7/649
D458,511 S * 6/2002 Rorke D7/395
D483,643 S * 12/2003 Chien D8/107
D494,426 S * 8/2004 Prokop D7/652
D507,469 S * 7/2005 Prokop D8/107
D539,082 S * 3/2007 Molayem D7/393
D539,083 S * 3/2007 Molayem D7/393
D629,260 S * 12/2010 Krent et al. D7/649

* cited by examiner

Primary Examiner — Ricky Pham

(74) *Attorney, Agent, or Firm* — Cahn & Samuels, LLP

(57) **CLAIM**

The ornamental design for a knife handle, as shown and described.

DESCRIPTION

FIG. 1 illustrates a side view of a knife handle according to the invention.

FIG. 2 illustrates a front view of the knife handle according to FIG. 1.

FIG. 3 illustrates a top view of the knife handle according to FIG. 1.

FIG. 4 illustrates a left view of the knife handle according to FIG. 1.

FIG. 5 illustrates a back view of the knife handle according to FIG. 1; and,

FIG. 6 illustrates a bottom view of the knife handle according to FIG. 1.

The broken lines shown in the drawings are for illustrative purposes only and form no part of the claimed design.

1 Claim, 2 Drawing Sheets





FIG. 1

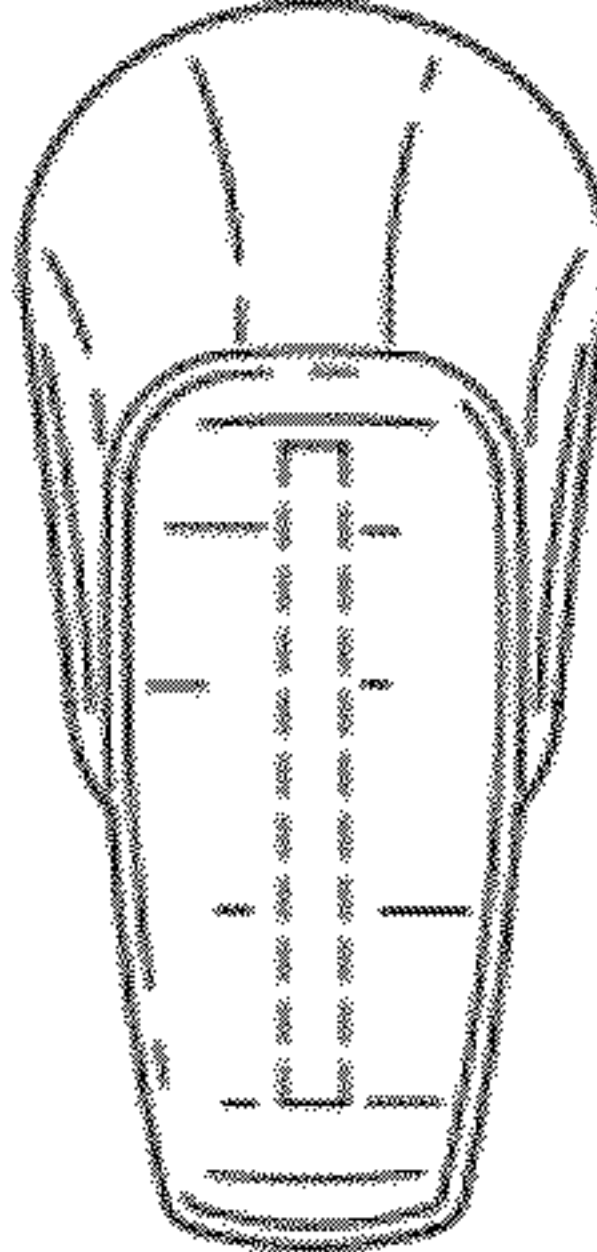


FIG. 2




FIG. 3




FIG. 4

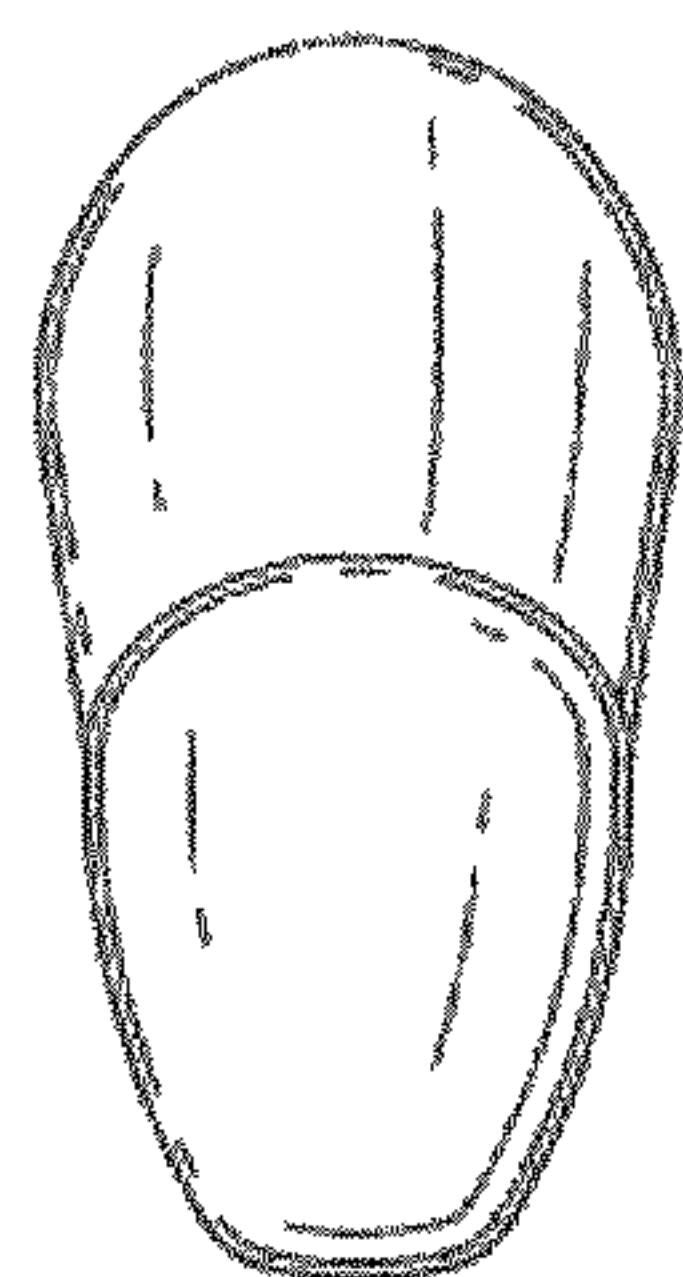


FIG. 5

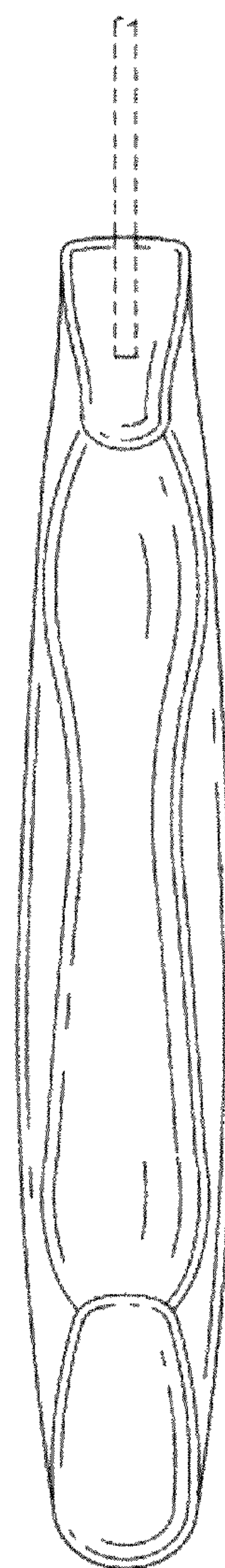


FIG. 6