

US00D661548S

(12) **United States Design Patent**
Brinckerhoff et al.

(10) **Patent No.:** **US D661,548 S**
(45) **Date of Patent:** **** Jun. 12, 2012**

- (54) **JAR**
- (75) Inventors: **Amy Tinnell Brinckerhoff**, Newton, MA (US); **Morgan Blair Handley**, Somerville, MA (US); **David M. Audette**, Webster, MA (US); **Daniel Stephen Potter**, Dracut, MA (US)
- (73) Assignee: **Euro-Pro Operating LLC**, Newton, MA (US)
- (**) Term: **14 Years**
- (21) Appl. No.: **29/401,123**
- (22) Filed: **Sep. 7, 2011**
- (51) **LOC (9) Cl.** **07-02**
- (52) **U.S. Cl.** **D7/413; D7/376; D7/378**
- (58) **Field of Classification Search** D7/301-313, D7/316-319, 356-357, 368, 372-386, 391-398, D7/412-415, 515, 665, 679, 691; 99/326, 99/348, 492, 508-512; 222/465.1; 241/30-37.5, 241/101.01-101.2, 166-169.1, 172, 285.1-285.3, 241/291, 292.1; 366/64-67, 98, 129, 142-144, 366/197-211, 241-254, 262, 279-292, 325.8, 366/325.92, 341-347; 416/75-77, 70 R, 416/163
See application file for complete search history.

- (56) **References Cited**
- U.S. PATENT DOCUMENTS
- D220,416 S * 4/1971 Folden D7/413
- D347,144 S 5/1994 Brady
- D386,357 S 11/1997 Davidson
- D387,948 S * 12/1997 Leverrier D7/378

- D390,416 S 2/1998 Hippen et al.
- D429,956 S 8/2000 Bohannon, Jr. et al.
- D433,598 S 11/2000 Naft et al.
- D435,192 S 12/2000 Bohannon, Jr. et al.
- D480,904 S * 10/2003 Backes et al. D7/318
- D484,357 S * 12/2003 Seum et al. D7/378
- D488,957 S 4/2004 Holderfield et al.
- 6,755,328 B1 * 6/2004 Franco 222/465.1
- D498,638 S * 11/2004 Morrison D7/319
- D499,606 S 12/2004 Feil
- D513,920 S * 1/2006 Hensel D7/319
- D526,531 S * 8/2006 Drees et al. D7/378
- D532,251 S * 11/2006 Kassenaar D7/378
- D553,418 S * 10/2007 Sortore et al. D7/319
- D553,433 S * 10/2007 Picozza et al. D7/413
- D563,164 S * 3/2008 Sands D7/413
- D611,760 S * 3/2010 Ball D7/378

* cited by examiner

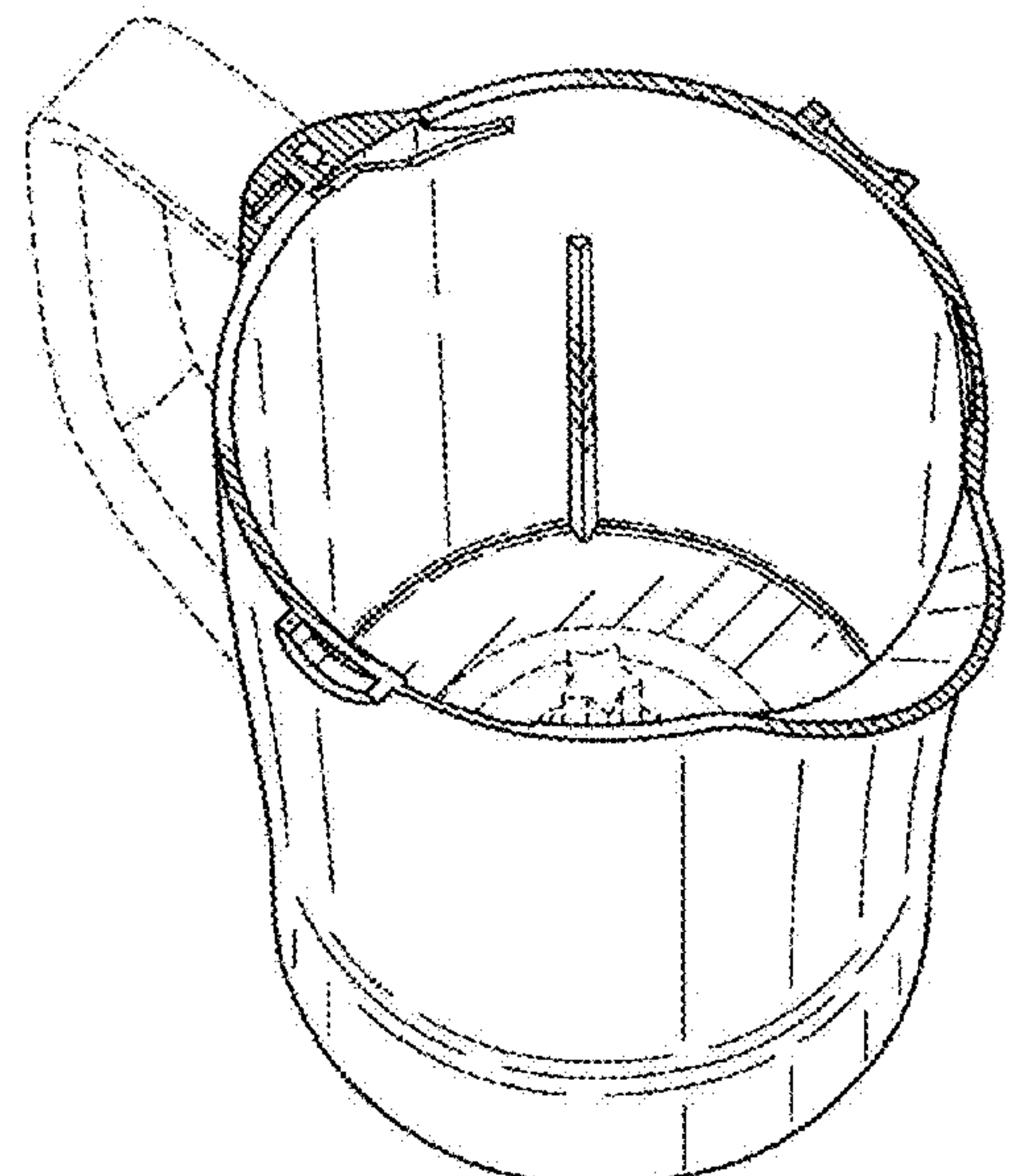
Primary Examiner — Ricky Pham
(74) *Attorney, Agent, or Firm* — BainwoodHuang

(57) **CLAIM**
The ornamental design of a jar, as shown and described.

DESCRIPTION

FIG. 1 is a perspective view of a jar in accordance with the present design;
FIG. 2 is a front elevational view thereof;
FIG. 3 is a rear elevational view thereof;
FIG. 4 is a left side elevational view thereof;
FIG. 5 is a right side elevational view thereof;
FIG. 6 is a top plan view thereof; and,
FIG. 7 is a bottom plan view thereof.
The broken lines in the drawings are for illustrative purposes only and form no part of the claimed design.

1 Claim, 3 Drawing Sheets



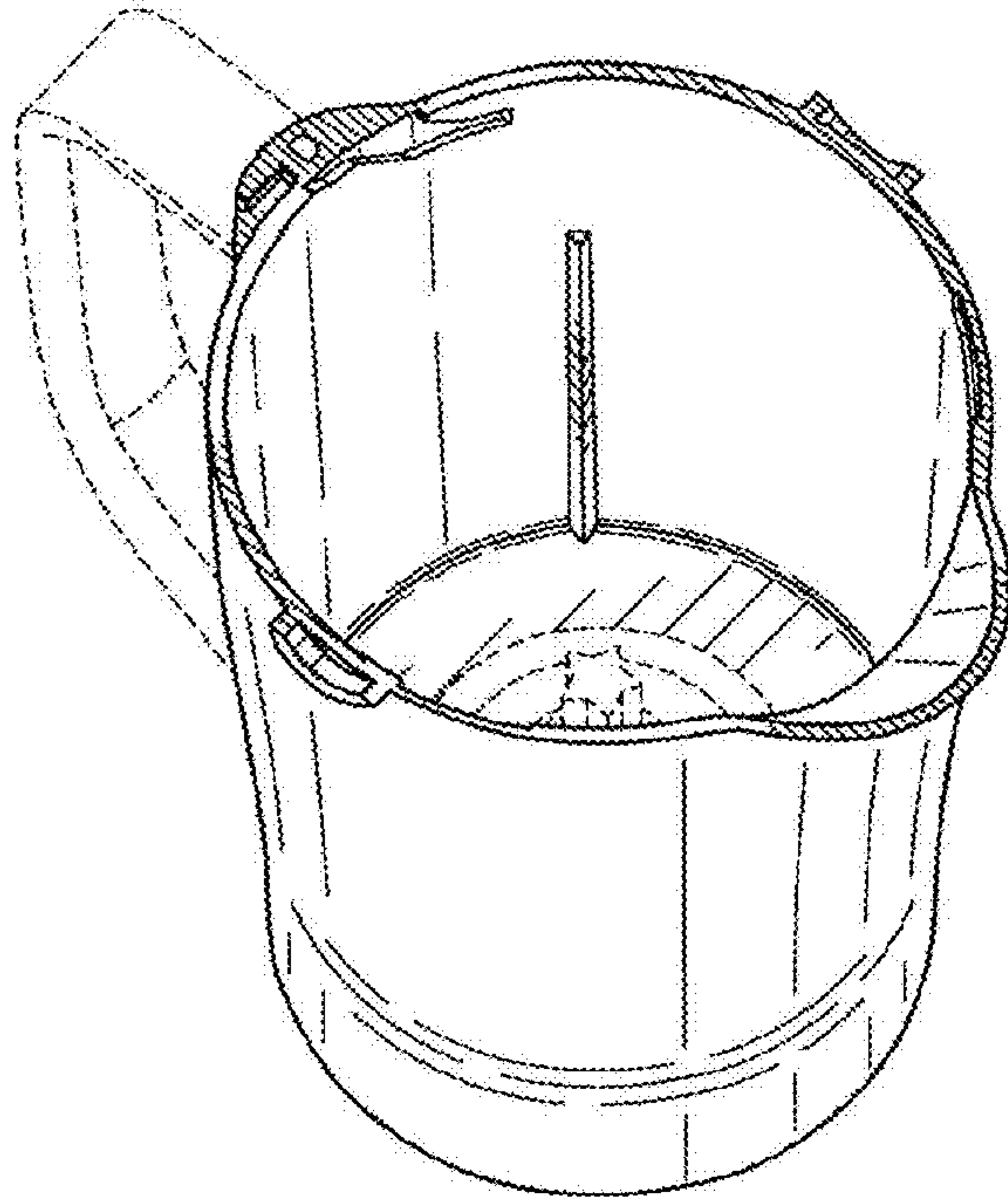


FIG. 1

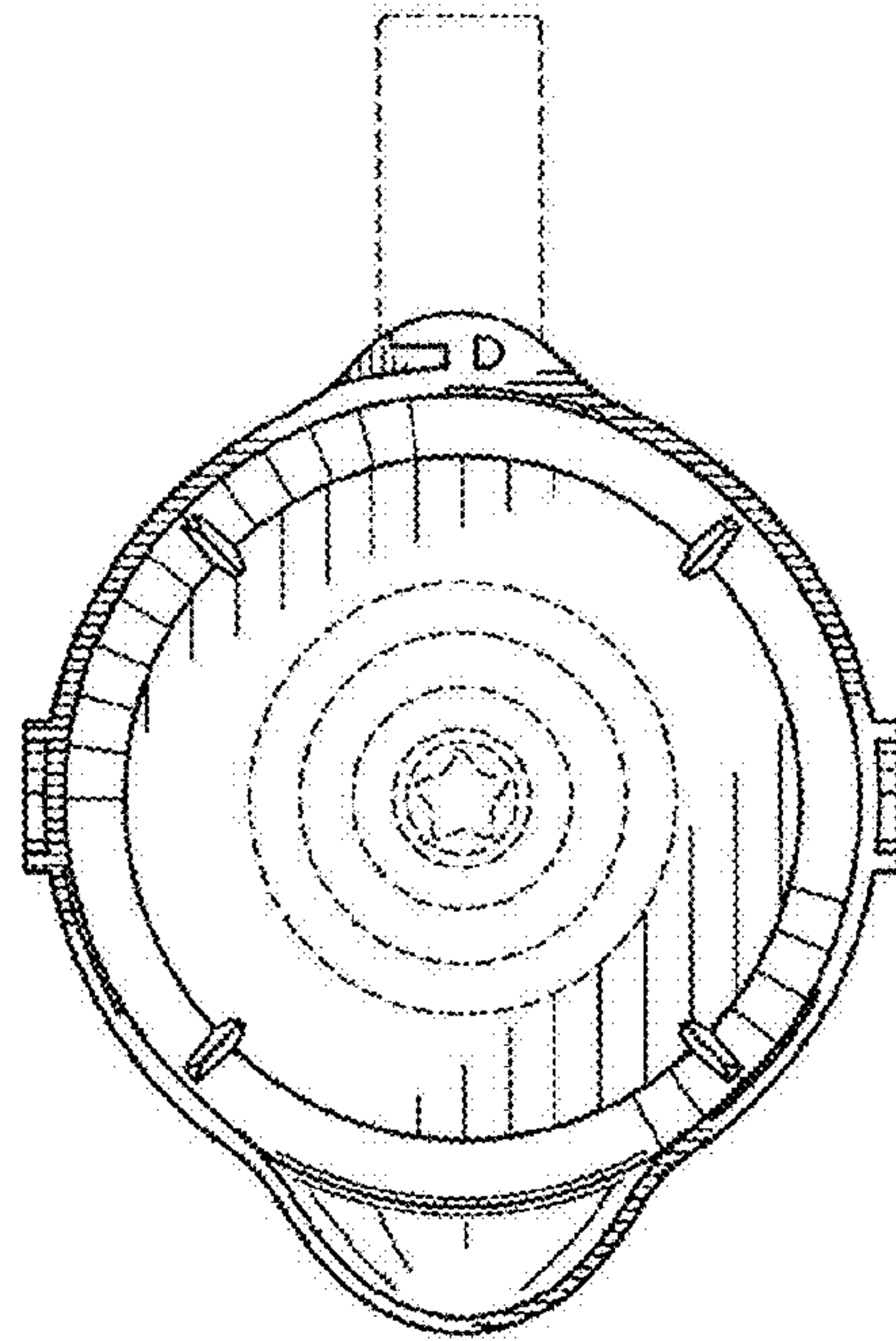


FIG. 6

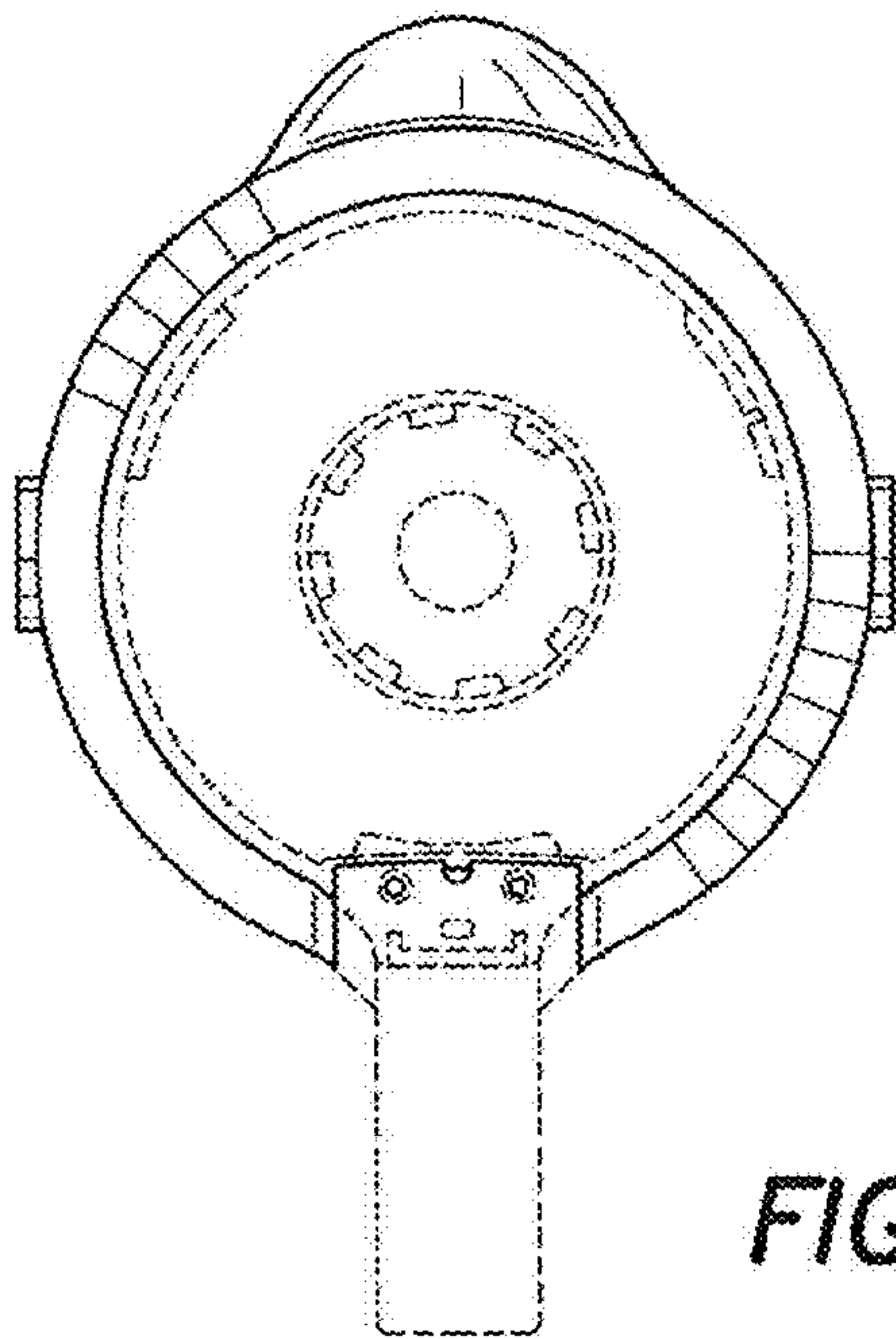


FIG. 7

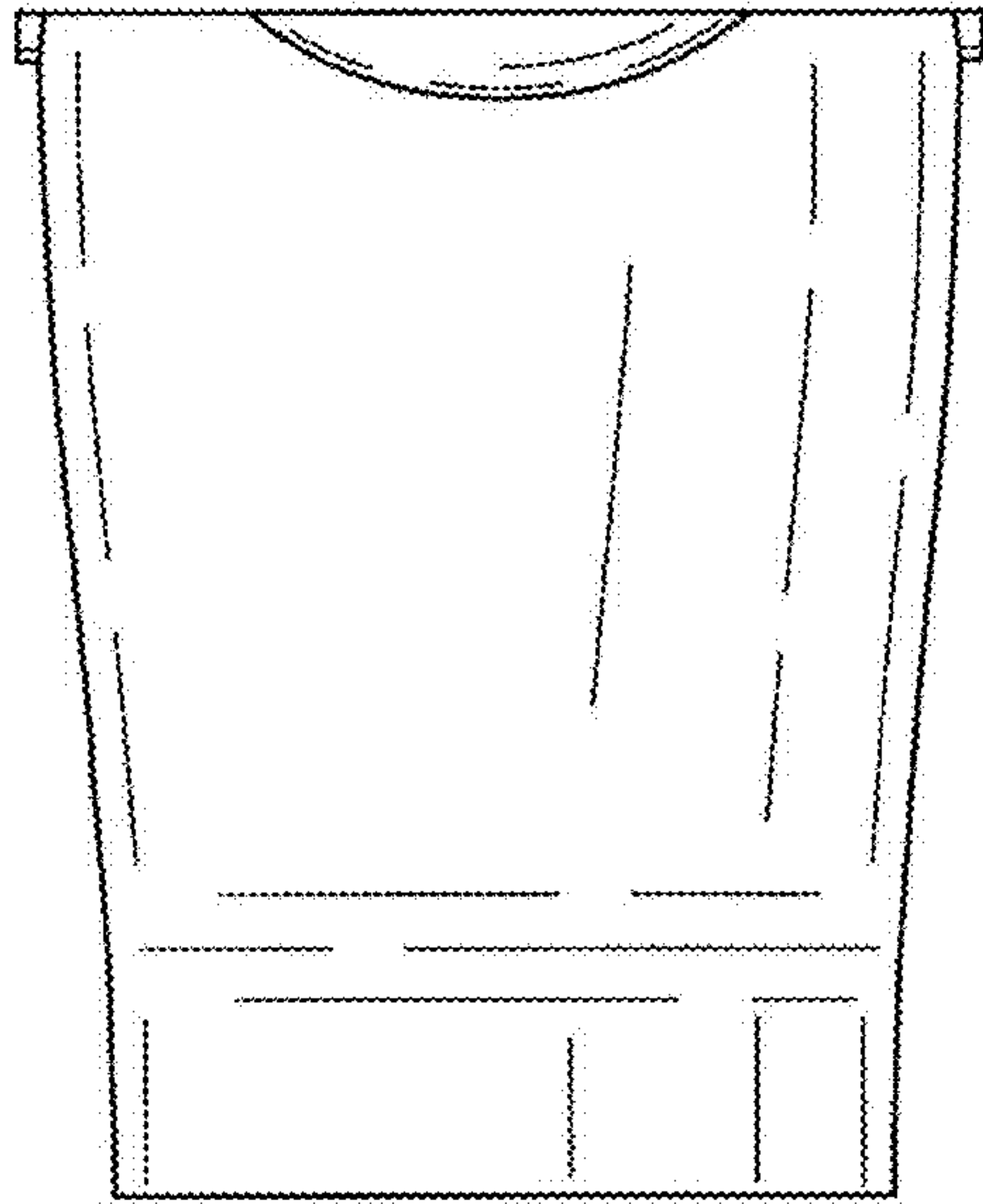


FIG. 2

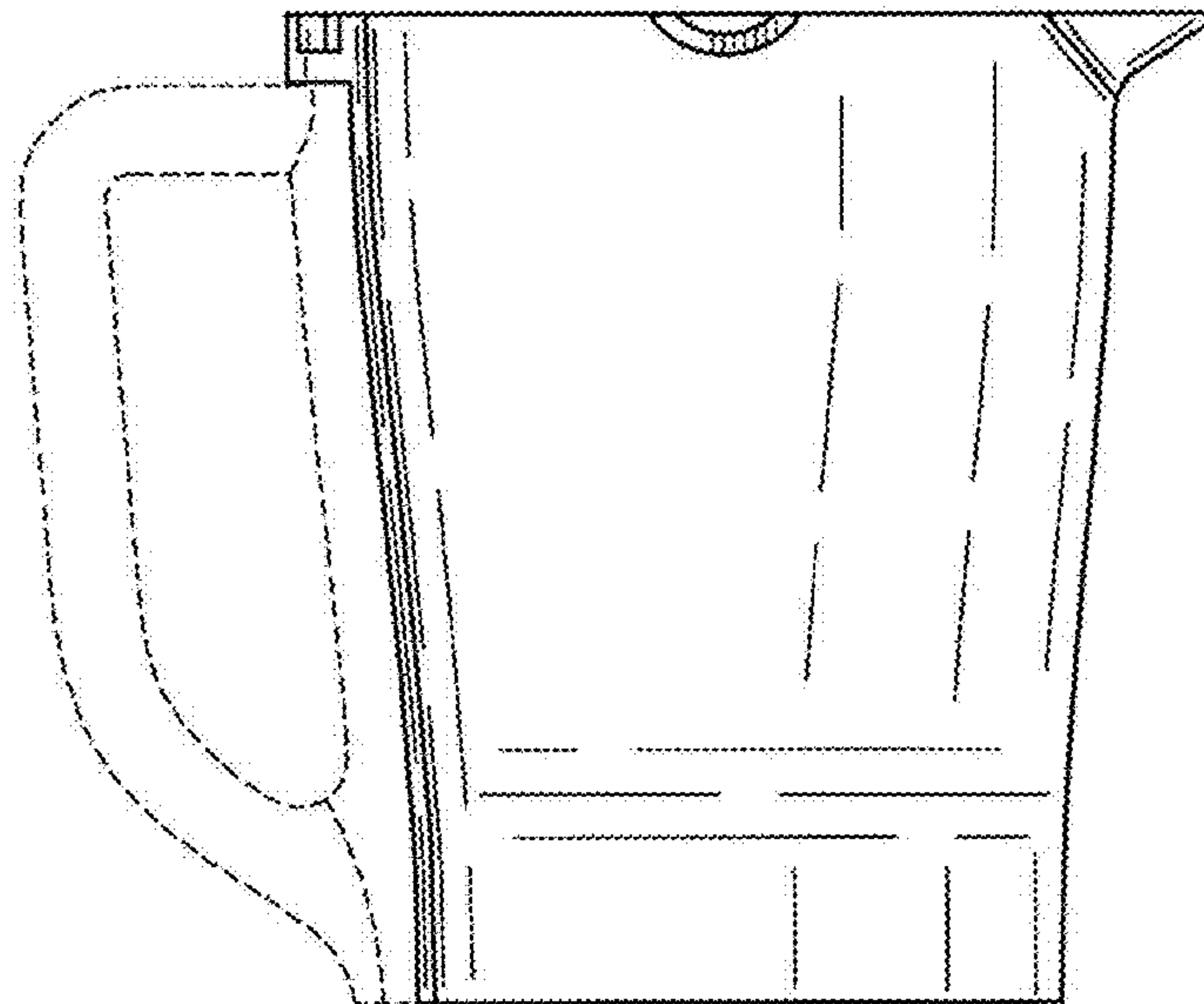


FIG. 4

FIG. 3

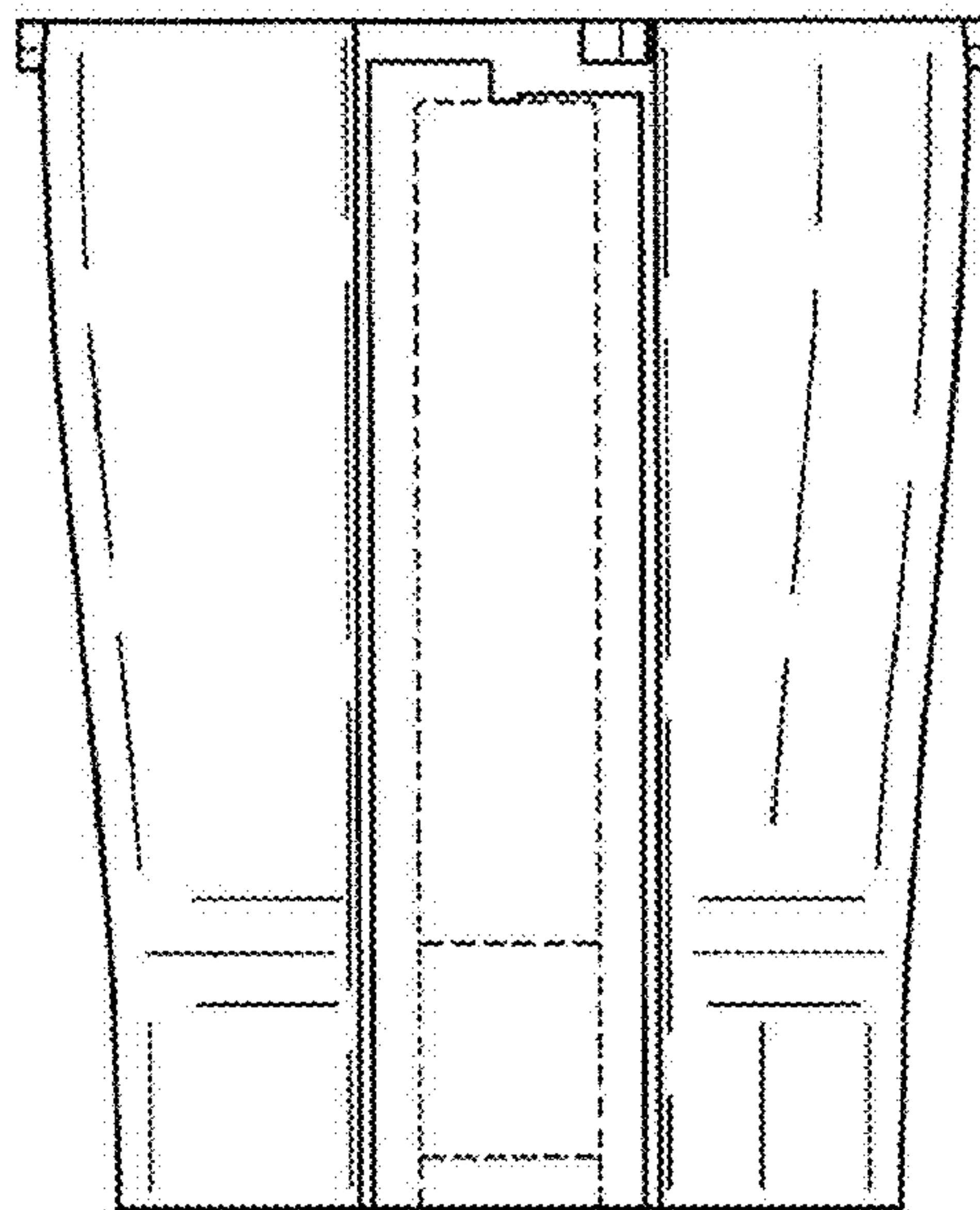


FIG. 5

