



US00D661543S

(12) **United States Design Patent**
Bouveret et al.

(10) **Patent No.:** **US D661,543 S**
(45) **Date of Patent:** **** Jun. 12, 2012**

(54) **PLASTIC LID**

(75) Inventors: **Nicolas Bouveret**, Mirabel (CA);
Jean-Pierre Lacroix, Bois d'Amont
(FR)

(73) Assignee: **North America I.M.L. Containers**,
St-Placide, Quebec (CA)

(**) Term: **14 Years**

(21) Appl. No.: **29/364,604**

(22) Filed: **Jun. 25, 2010**

(51) **LOC (9) Cl.** **09-07**

(52) **U.S. Cl.** **D7/392.1; D9/435**

(58) **Field of Classification Search** D7/392.1,
D7/391, 387, 392, 629, 538, 542; D9/436,
D9/435, 452, 443, 454, 503, 504; 220/700,
220/701, 780, 793, 315; 215/200, 254; 206/508
See application file for complete search history.

(56) **References Cited**

U.S. PATENT DOCUMENTS

3,421,654	A	*	1/1969	Hexel	220/254.3
D287,573	S	*	1/1987	Tyler	D9/435
D321,302	S	*	11/1991	Zimmerman	D7/392.1
D354,655	S	*	1/1995	Daenen et al.	D7/392.1
D422,176	S	*	4/2000	Laib	D7/392.1
D521,380	S	*	5/2006	Jackson et al.	D9/435
D547,115	S	*	7/2007	Bouveret et al.	D7/392.1
D563,157	S	*	3/2008	Bouveret et al.	D7/392.1
D564,287	S	*	3/2008	Bouveret et al.	D7/392.1
D584,145	S	*	1/2009	Young	D9/435
D612,196	S	*	3/2010	Furlong	D7/392.1

D615,349 S * 5/2010 Furlong D7/392.1
D639,656 S * 6/2011 Shapiro et al. D9/435
D649,409 S * 11/2011 Segal D7/629

* cited by examiner

Primary Examiner — Cynthia Underwood

(74) *Attorney, Agent, or Firm* — Kenyon & Kenyon LLP

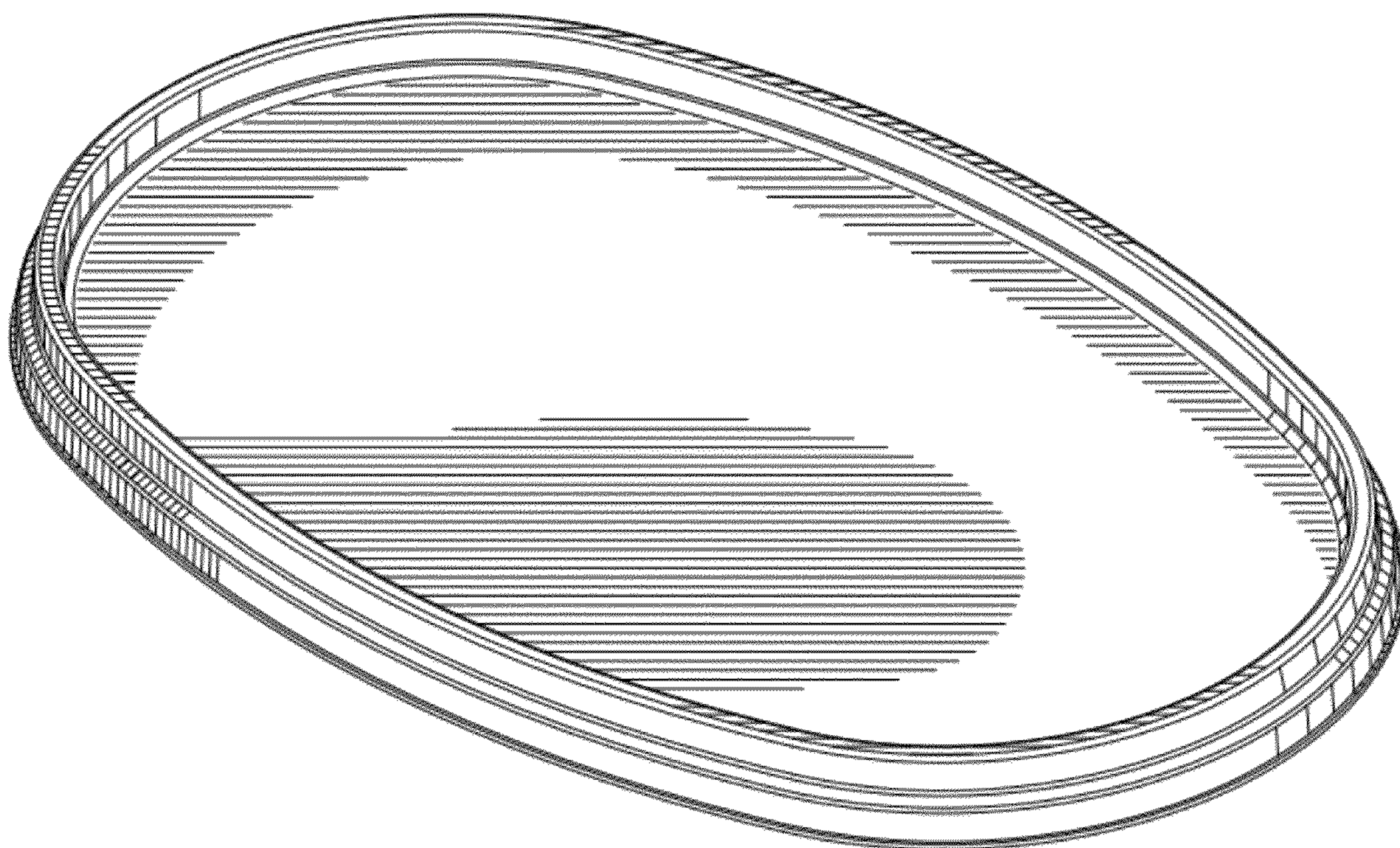
(57) **CLAIM**

The ornamental design for a plastic lid, as shown and described.

DESCRIPTION

FIG. 1 is a perspective view of a plastic lid in accordance with a first embodiment of the present design;
FIG. 2 is a top plan view of the plastic lid of FIG. 1;
FIG. 3 is a bottom plan view of the plastic lid of FIG. 1;
FIG. 4 is a front elevation view of the plastic lid of FIG. 1, a rear elevation view being a mirror image thereof;
FIG. 5 is a right-side elevation view of the plastic lid of FIG. 1, a left-side elevation view being a mirror image thereof;
FIG. 6 is a perspective view of a plastic lid in accordance with a second embodiment of the present design;
FIG. 7 is a top plan view of the plastic lid of FIG. 6;
FIG. 8 is a bottom plan view of the plastic lid of FIG. 6;
FIG. 9 is a front elevation view of the plastic lid of FIG. 6, a rear elevation view being a mirror image thereof; and,
FIG. 10 is a right-side elevation view of the plastic lid of FIG. 6, a left-side elevation view being a mirror image thereof.
The broken line portion of the figure drawings is included to show unclaimed subject matter only and forms no part of the claimed design.

1 Claim, 8 Drawing Sheets



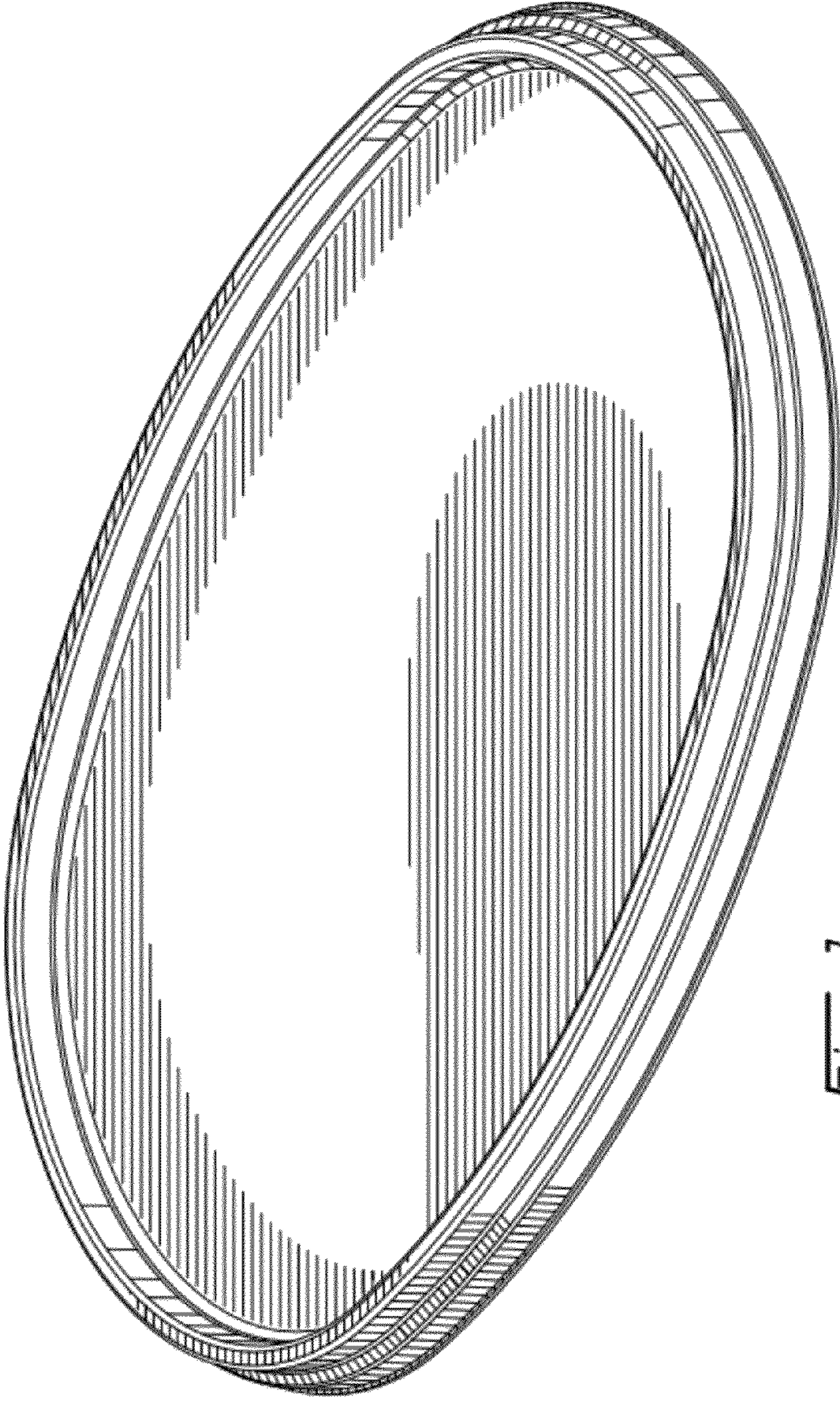


FIG-1

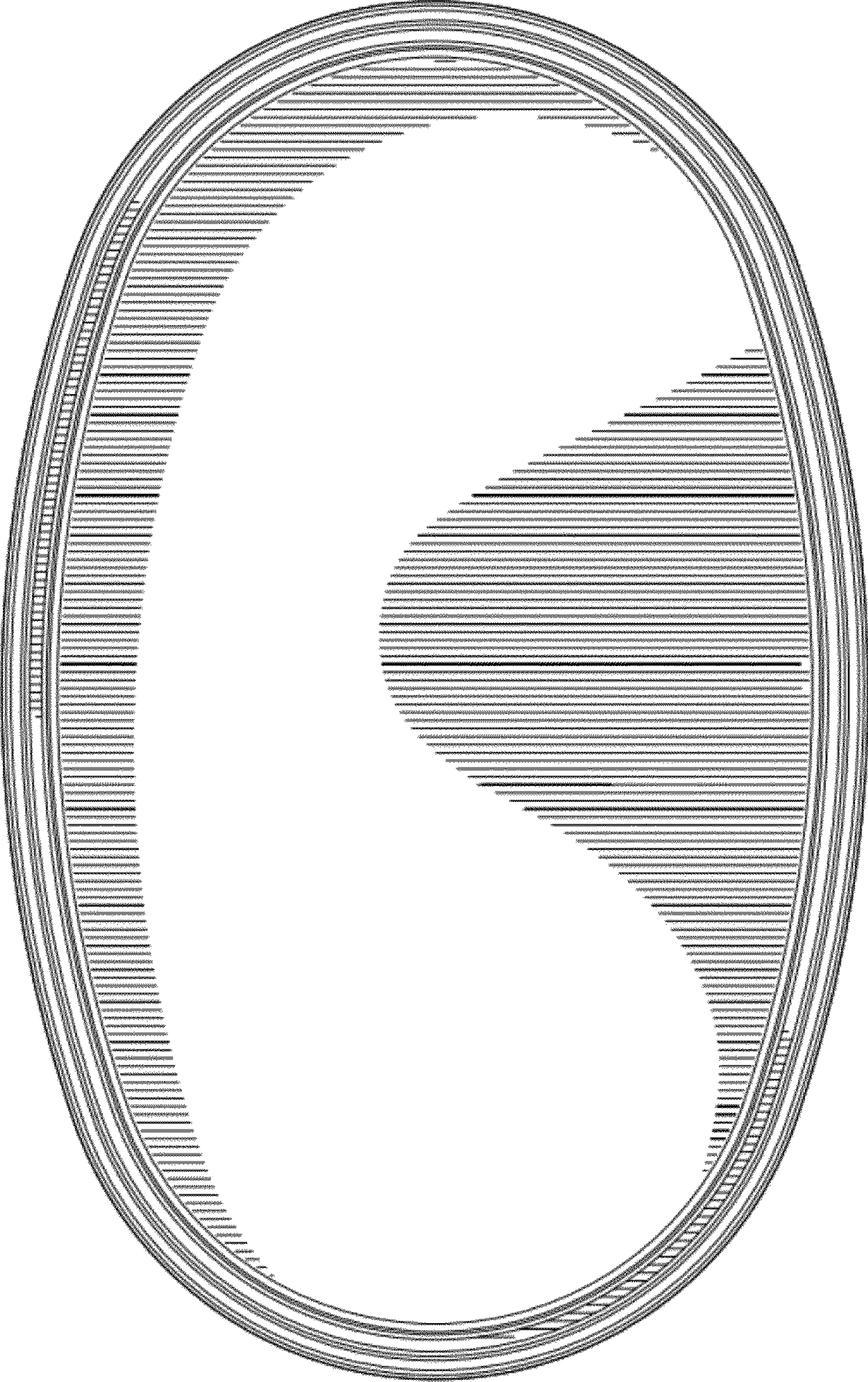


Fig-2

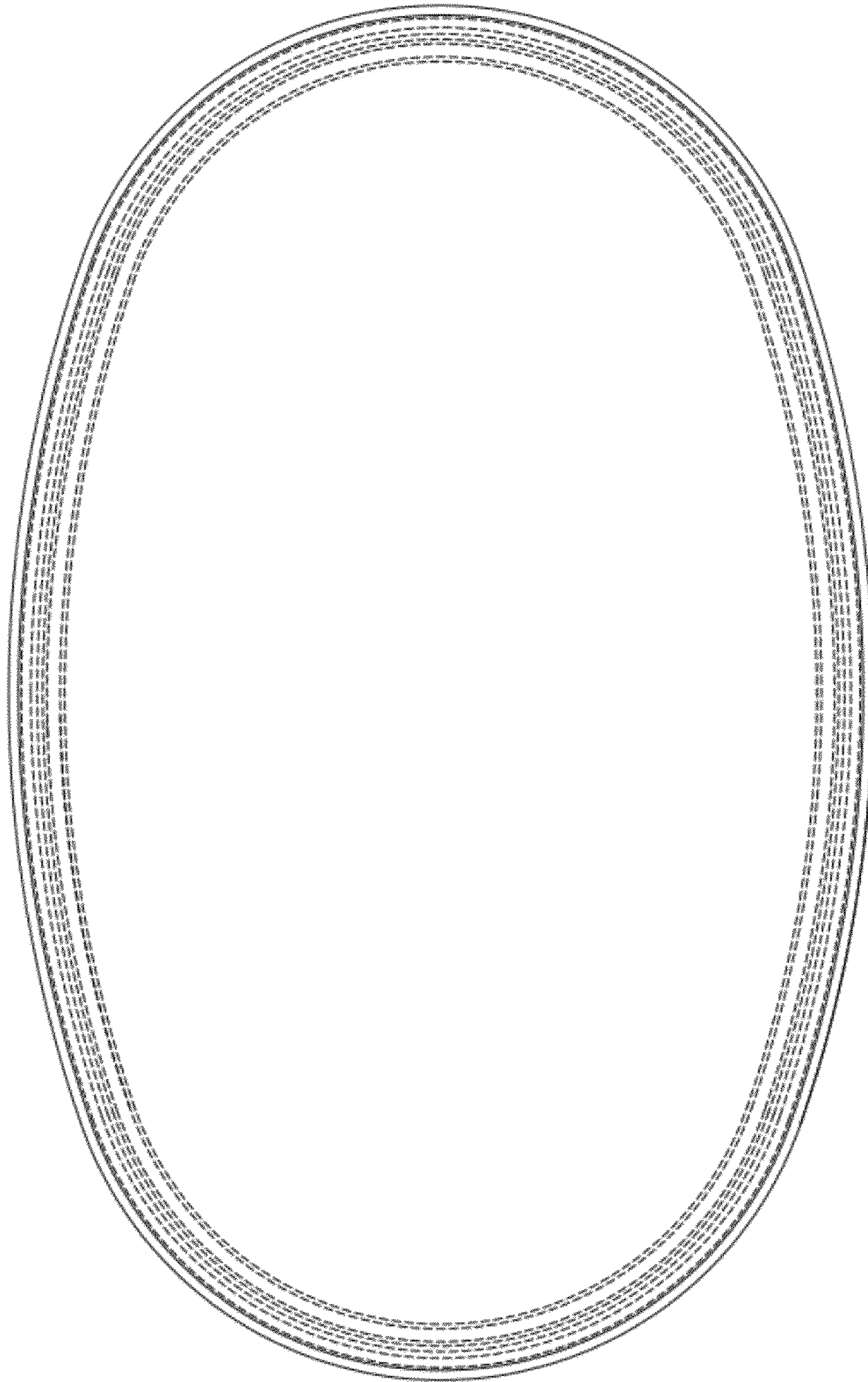


FIG. 3



FIG-4

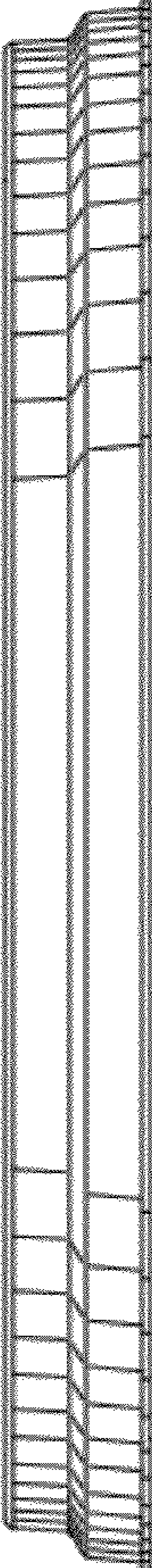


FIG-5

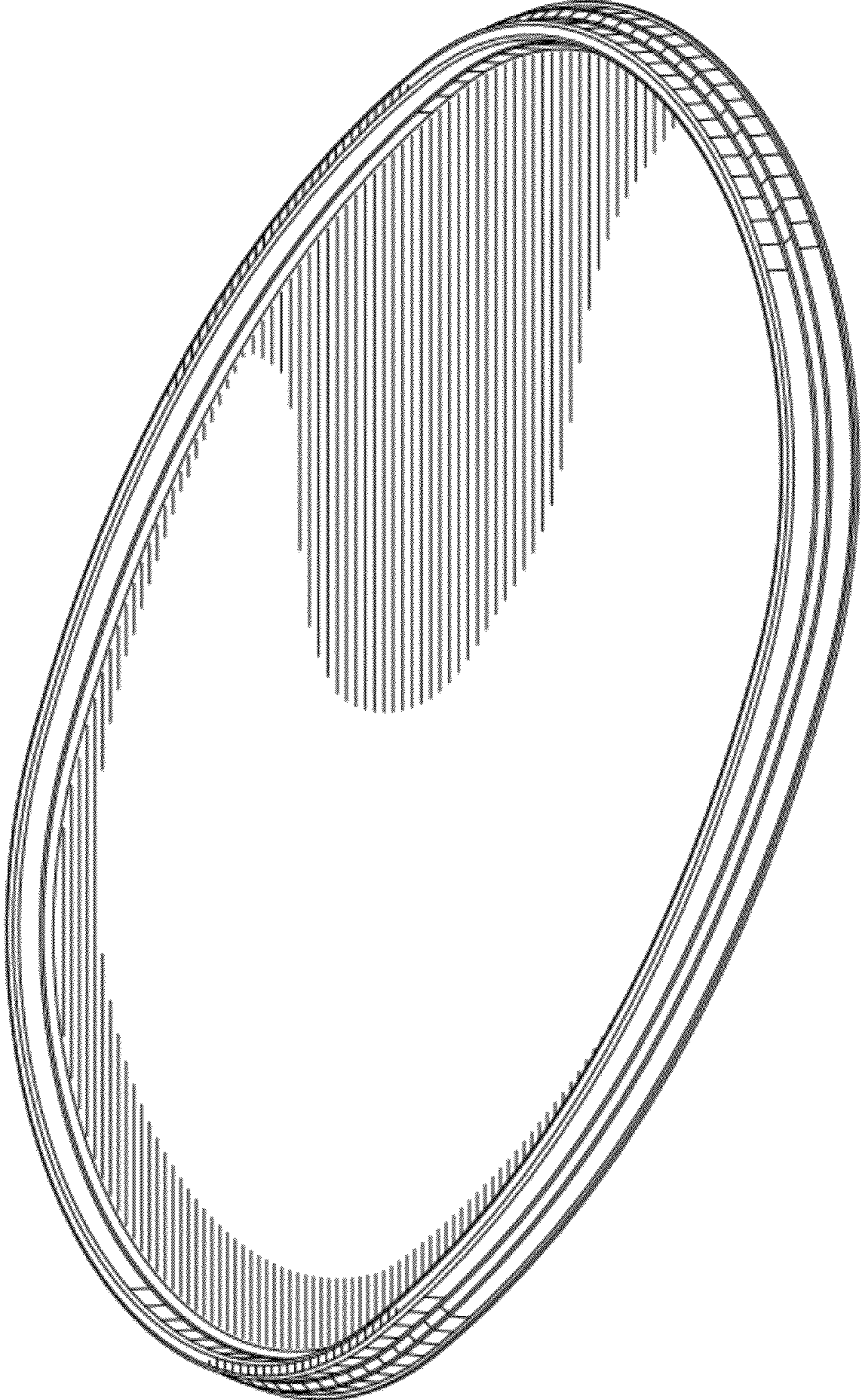


FIG. 8




Fig-7




FIG. 1




FIG-9



FIG-10