

US00D661535S

(12) **United States Design Patent**
Hughes, II et al.

(10) **Patent No.:** **US D661,535 S**
(45) **Date of Patent:** **** Jun. 12, 2012**

- (54) **BASEBALL HELMET COFFEE MAKER**
- (76) Inventors: **Jack D Hughes, II**, Fort Bragg, CA (US); **Andrew F Herbst**, Coperopolis, CA (US)
- (**) Term: **14 Years**
- (21) Appl. No.: **29/394,259**
- (22) Filed: **Jun. 15, 2011**

| | | | | |
|--------------|---------|------------------|-------|---------|
| D501,344 S * | 2/2005 | Miesieski et al. | | D6/515 |
| D545,108 S * | 6/2007 | Stein | | D7/301 |
| D554,027 S * | 10/2007 | Quinn | | D12/129 |
| D563,712 S * | 3/2008 | Alferink | | D7/306 |
| D593,789 S * | 6/2009 | Herbst et al. | | D7/301 |
| D599,158 S * | 9/2009 | Stein | | D7/301 |
| D604,540 S * | 11/2009 | Lochen | | D6/515 |
| D607,939 S * | 1/2010 | Baker | | D19/82 |
| D611,287 S * | 3/2010 | Lochen | | D7/301 |
| D616,159 S * | 5/2010 | Zagar | | D30/112 |
| D616,241 S * | 5/2010 | Stein | | D7/301 |
| D619,408 S * | 7/2010 | Hughes et al. | | D7/301 |
| D623,463 S * | 9/2010 | Struzka et al. | | D7/309 |
| D632,519 S * | 2/2011 | Zimmermann | | D7/301 |

* cited by examiner

Related U.S. Application Data

- (63) Continuation-in-part of application No. 29/382,750, filed on Jan. 6, 2011.
- (51) **LOC (9) Cl.** **07-01**
- (52) **U.S. Cl.** **D7/301; D7/309; D7/311**
- (58) **Field of Classification Search** D7/306-308, D7/301, 300, 309-311; D23/207, 209; D20/5; 210/335; 220/23.83, 435; 99/295
See application file for complete search history.

Primary Examiner — Marianne Pandozzi

(74) *Attorney, Agent, or Firm* — Steven A. Nielsen; Allman & Nielsen, P.C.

(57) **CLAIM**

The ornamental design for a baseball helmet coffee maker, as shown and described.

DESCRIPTION

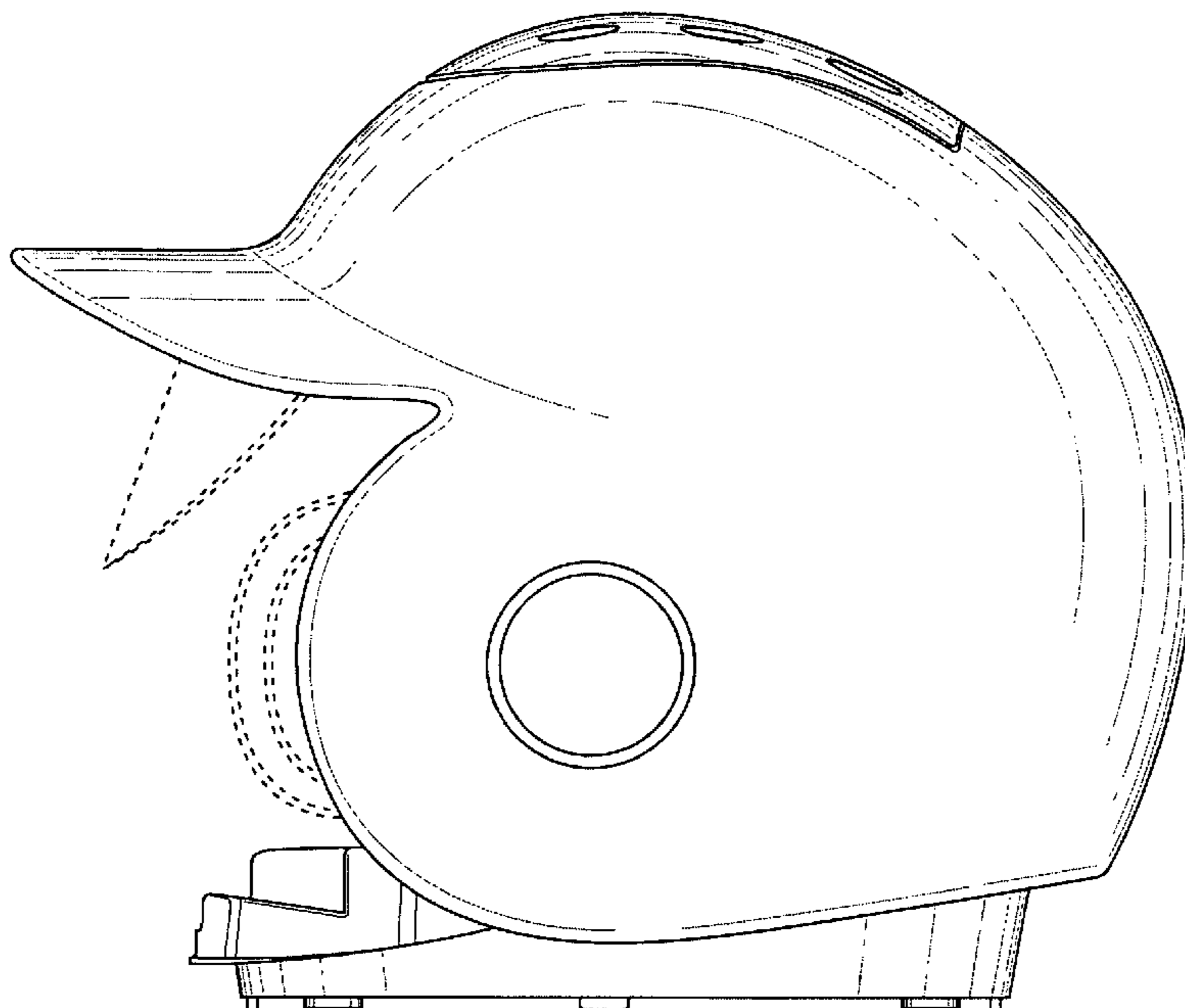
FIG. 1 is a front view of a baseball helmet coffee maker, showing my new design;
 FIG. 2 is back view thereof;
 FIG. 3 is left side view thereof;
 FIG. 4 is a right side view thereof;
 FIG. 5 is a top view thereof; and,
 FIG. 6 is a bottom plan view thereof.
 The broken lines are included for the purpose of illustrating environment and form no part of the claimed design.

(56) **References Cited**

U.S. PATENT DOCUMENTS

| | | | | |
|---------------|---------|-----------------|-------|----------|
| D344,659 S * | 3/1994 | Hsu | | D7/613 |
| D349,630 S * | 8/1994 | Redmon | | D7/606 |
| D363,855 S * | 11/1995 | Van Blankenburg | | D7/515 |
| D369,524 S * | 5/1996 | Gunter et al. | | D7/606 |
| 5,539,935 A * | 7/1996 | Rush, III | | 2/422 |
| D399,393 S * | 10/1998 | Steinfels | | D7/515 |
| D405,318 S * | 2/1999 | Steinfels | | D7/515 |
| D419,880 S * | 2/2000 | Adams | | D9/451 |
| D441,607 S * | 5/2001 | Steinfels | | D7/515 |
| D474,938 S * | 5/2003 | Malik | | D7/392.1 |

1 Claim, 6 Drawing Sheets



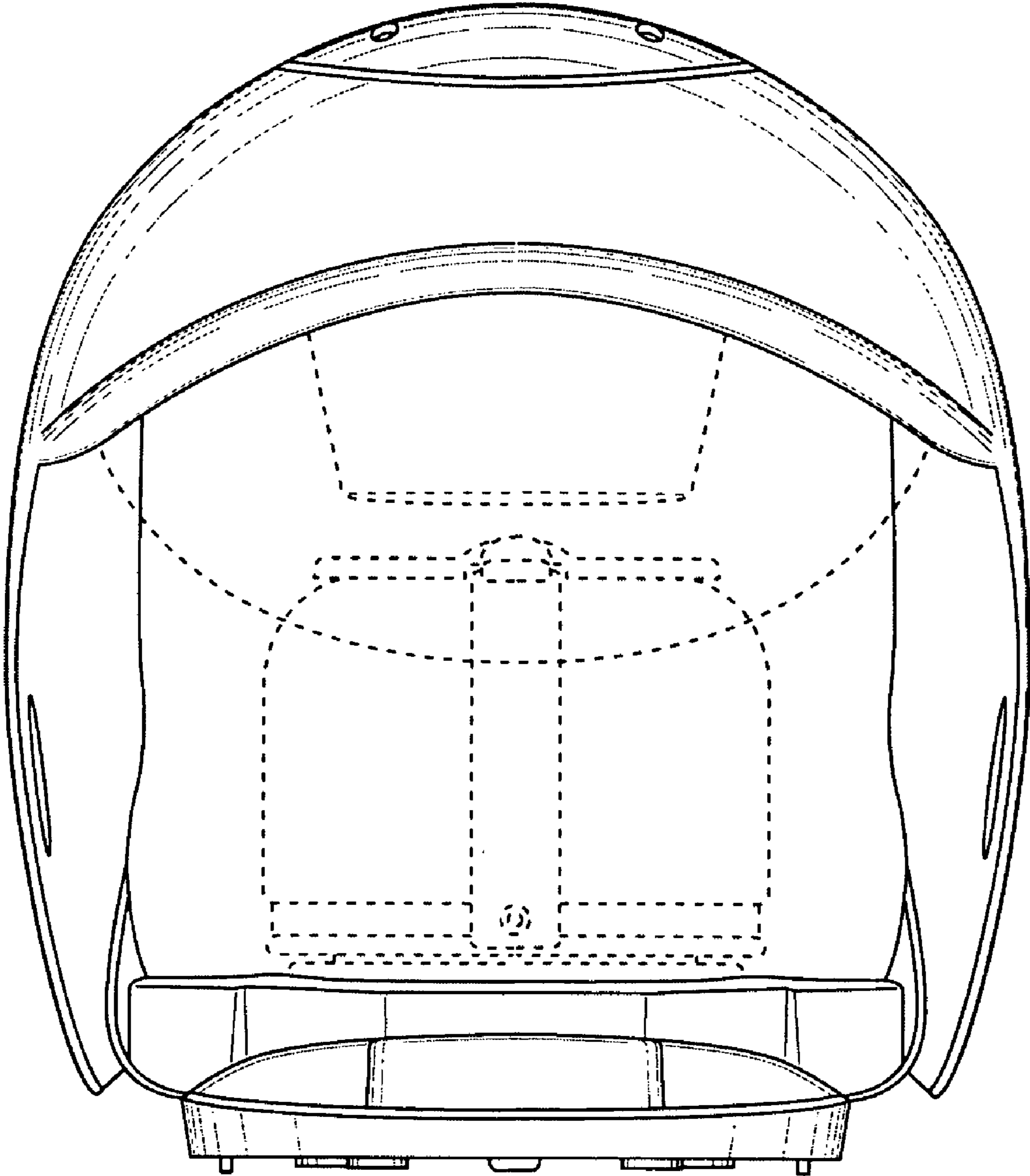


Fig. 1

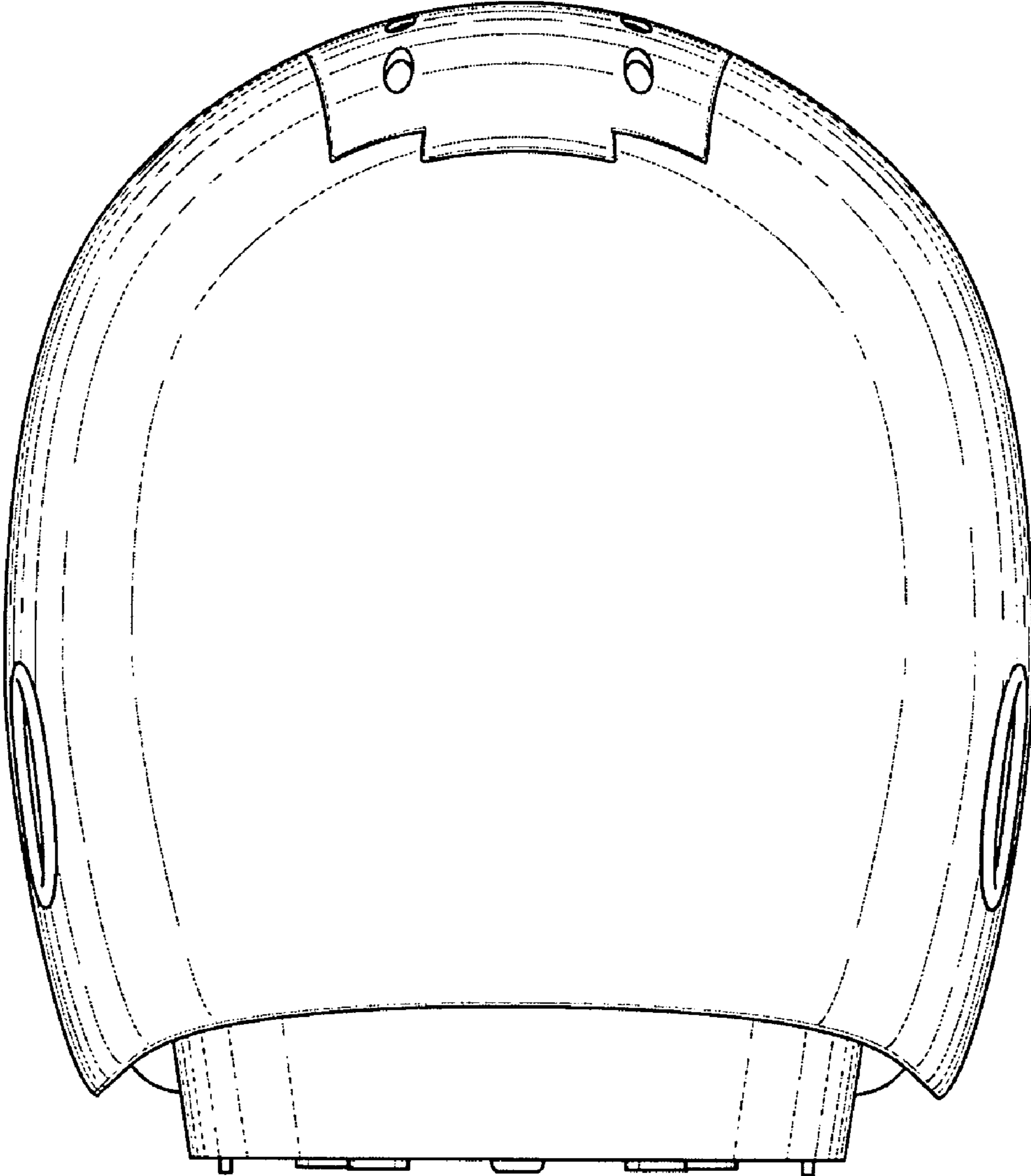


Fig. 2

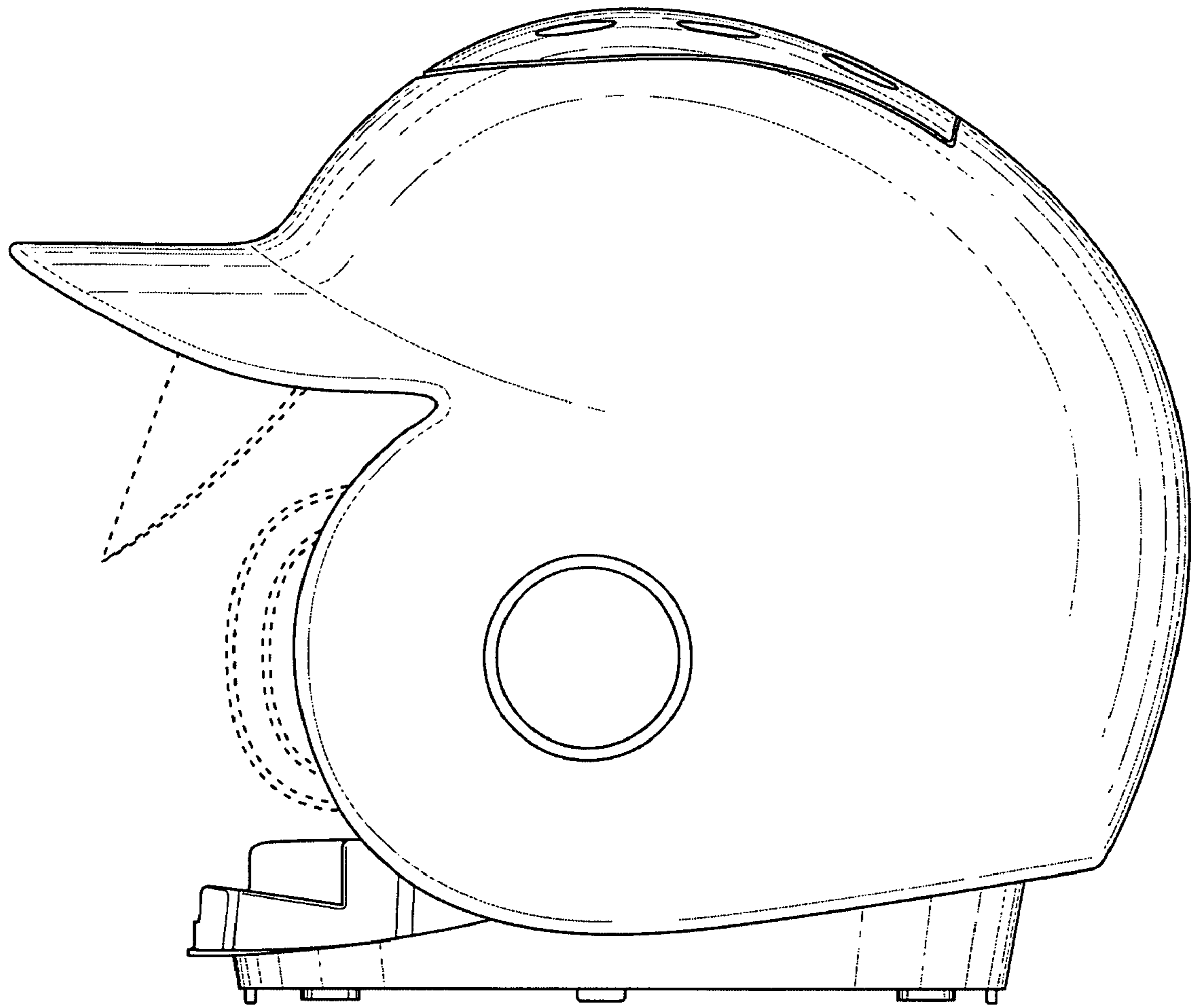


Fig. 3

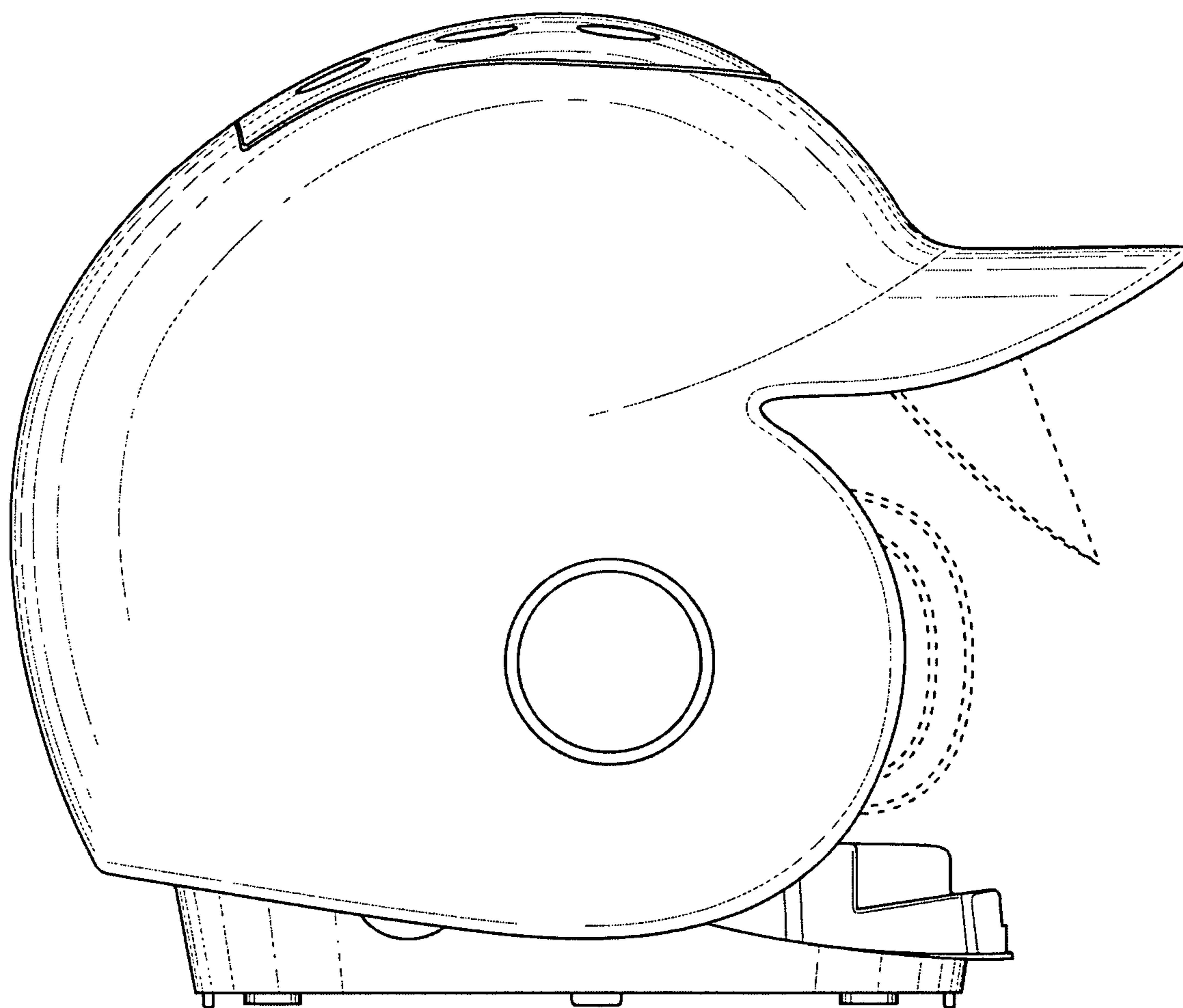


Fig. 4

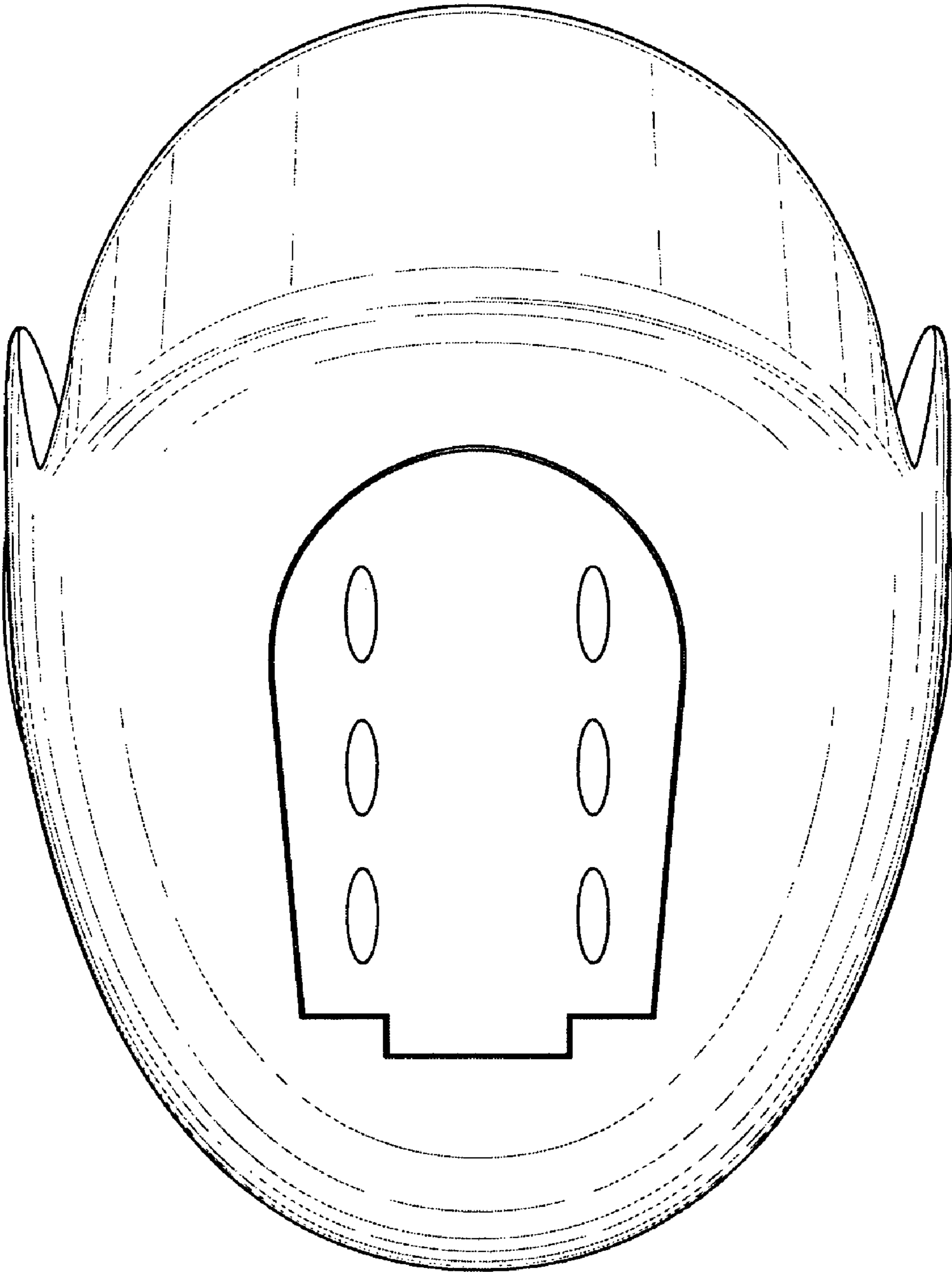


Fig. 5

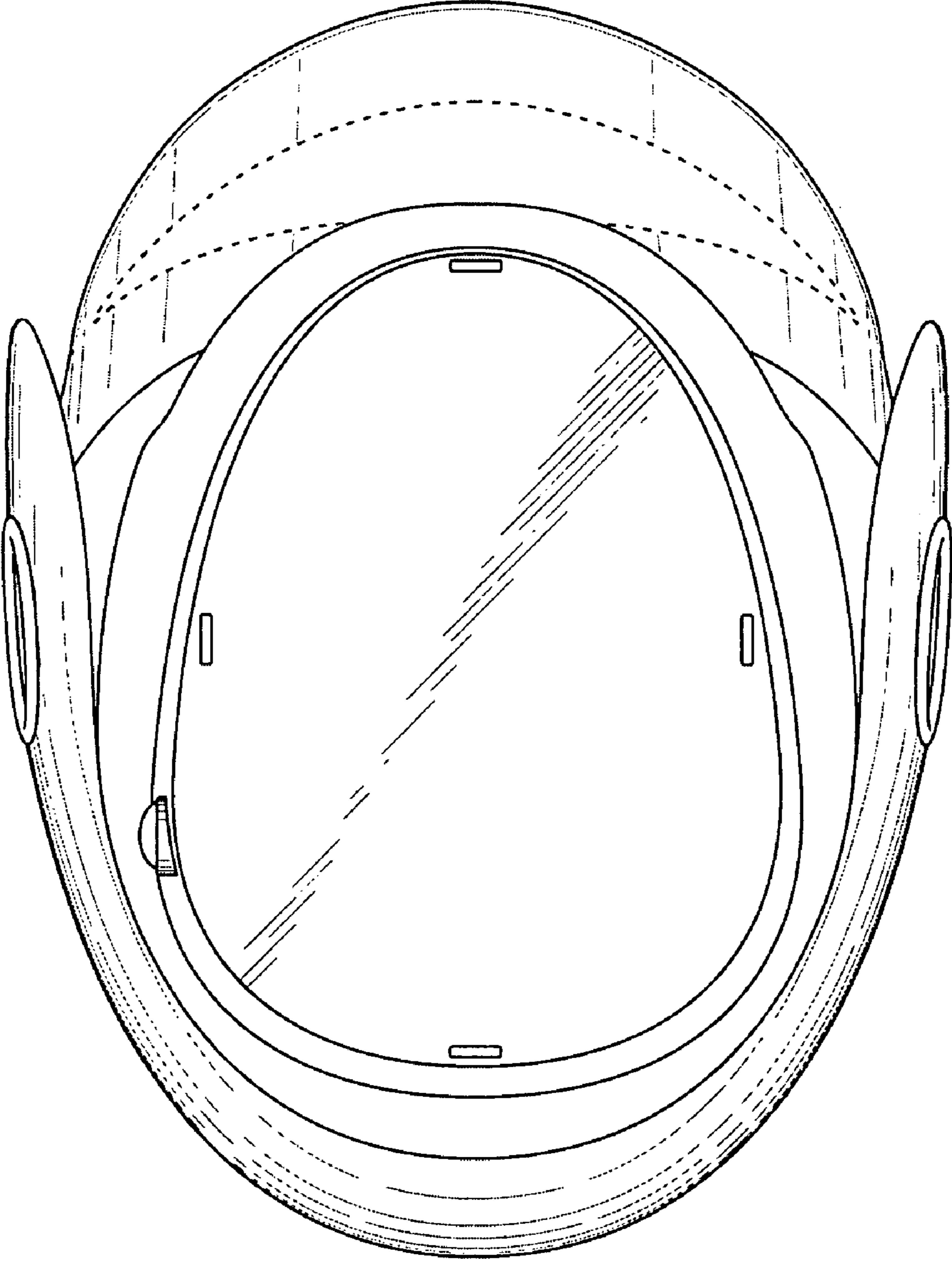


Fig. 6