



US00D661505S

(12) **United States Design Patent**
Ballendat

(10) **Patent No.:** **US D661,505 S**

(45) **Date of Patent:** **** Jun. 12, 2012**

(54) **CHAIR**

(75) Inventor: **Martin Ballendat**, Braunau (AT)

(73) Assignee: **Dauphin Entwicklungs-u. Beteiligungs-GmbH**, Hersbruck (DE)

(**) Term: **14 Years**

(21) Appl. No.: **29/386,535**

(22) Filed: **Mar. 2, 2011**

(30) **Foreign Application Priority Data**

Oct. 25, 2010 (WO) 570 419 401

(51) **LOC (9) Cl.** **06-01**

(52) **U.S. Cl.** **D6/366**

(58) **Field of Classification Search** D6/334-336,
D6/364, 365, 366, 367, 368, 374, 379, 498,
D6/500-502; 297/411.27, 452.21, 452.29,
297/452.32, 452.35, 452.37, 452.48

See application file for complete search history.

(56) **References Cited**

U.S. PATENT DOCUMENTS

D535,830 S * 1/2007 Bennett et al. D6/366
D563,687 S * 3/2008 Neil D6/366

D579,682 S * 11/2008 Neil D6/366
D607,653 S * 1/2010 Wilkinson et al. D6/366
D613,087 S * 4/2010 Fujita D6/366
D640,477 S * 6/2011 Neil D6/366
D640,478 S * 6/2011 Neil D6/366
D648,147 S * 11/2011 Izawa D6/366
D648,552 S * 11/2011 Izawa D6/366
D649,795 S * 12/2011 Izawa D6/366
D656,752 S * 4/2012 Moll D6/366

* cited by examiner

Primary Examiner — Mimosa De

(74) *Attorney, Agent, or Firm* — McGlew and Tuttle, P.C.

(57) **CLAIM**

The ornamental design for a chair, as shown and described.

DESCRIPTION

FIG. 1 is a front view of a chair, showing my new design;
FIG. 2 is a rear view thereof;
FIG. 3 is a top view thereof;
FIG. 4 is a bottom view thereof;
FIG. 5 is a lateral view (right side) thereof;
FIG. 6 is a lateral view (left side) thereof; and,
FIG. 7 is a perspective view thereof.

1 Claim, 3 Drawing Sheets





FIG. 1




FIG. 2




FIG. 3




FIG. 4




FIG. 5



FIG. 6



FIG. 7