



US00D661489S

(12) **United States Design Patent**
Kraemer

(10) **Patent No.:** **US D661,489 S**
(45) **Date of Patent:** **** Jun. 12, 2012**

(54) **MULTI-LEVEL ORGANIZER**

(75) Inventor: **Kevin Kraemer**, Cuyahoga Falls, OH (US)

(73) Assignee: **InterDesign, Inc.**, Solon, OH (US)

(**) Term: **14 Years**

(21) Appl. No.: **29/372,470**

(22) Filed: **Nov. 24, 2010**

(51) **LOC (9) Cl.** **03-01**

(52) **U.S. Cl.** **D3/313**

(58) **Field of Classification Search** D3/313-315, D3/304-305, 310-311, 318-319; D19/75-77, D19/81-83; D9/432; 206/505-506, 508, 206/510-511; 220/486-495, 752, 760, 762, 220/764, 768-769, 771, 773, 570-571
See application file for complete search history.

(56) **References Cited**

U.S. PATENT DOCUMENTS

D285,998 S *	10/1986	Langensiepen	D12/424
D304,842 S *	11/1989	Barone et al.	D19/75
D346,402 S *	4/1994	Hassel et al.	D19/75
D354,516 S *	1/1995	Crist et al.	D19/75
D367,948 S *	3/1996	Hsu	D28/73
D399,868 S *	10/1998	Harden	D18/18
D426,575 S *	6/2000	Harris et al.	D19/75
D530,516 S	10/2006	Snell		
D530,918 S	10/2006	Snell		
D530,919 S	10/2006	Snell		
D530,920 S	10/2006	Snell		
D530,921 S	10/2006	Snell		
D547,064 S	7/2007	Snell		
D549,456 S	8/2007	Dretzka		
D549,457 S	8/2007	Dretzka		
D551,453 S	9/2007	Snell		
D555,904 S	11/2007	Snell		
D557,047 S	12/2007	Dretzka		
D563,673 S	3/2008	Dretzka		
D579,662 S	11/2008	Dretzka		
D580,987 S *	11/2008	Diller	D19/77
D590,596 S	4/2009	Dretzka		

OTHER PUBLICATIONS

InterDesign, Inc. Product Catalog—2000, pp. 36, 46.
InterDesign, Inc. Product Catalog—2001, p. 10.
InterDesign, Inc. Product Catalog—2003, p. 56.
InterDesign, Inc. Product Catalog—2005, pp. 33, 42, 43.
InterDesign, Inc. Product Catalog—2006, pp. 46, 47, 61.
InterDesign, Inc. Product Catalog—2007, pp. 61, 63.
InterDesign, Inc. Product Catalog—2008, pp. 20, 21, 23, 24, 25, 99, 104.
InterDesign, Inc. Product Catalog—2009, pp. 15, 82, 83, 84, 85, 87, 94, 95.

* cited by examiner

Primary Examiner — Kelley Donnelly

(74) *Attorney, Agent, or Firm* — D. Peter Hochberg; Sean F. Mellino; Daniel J. Smola

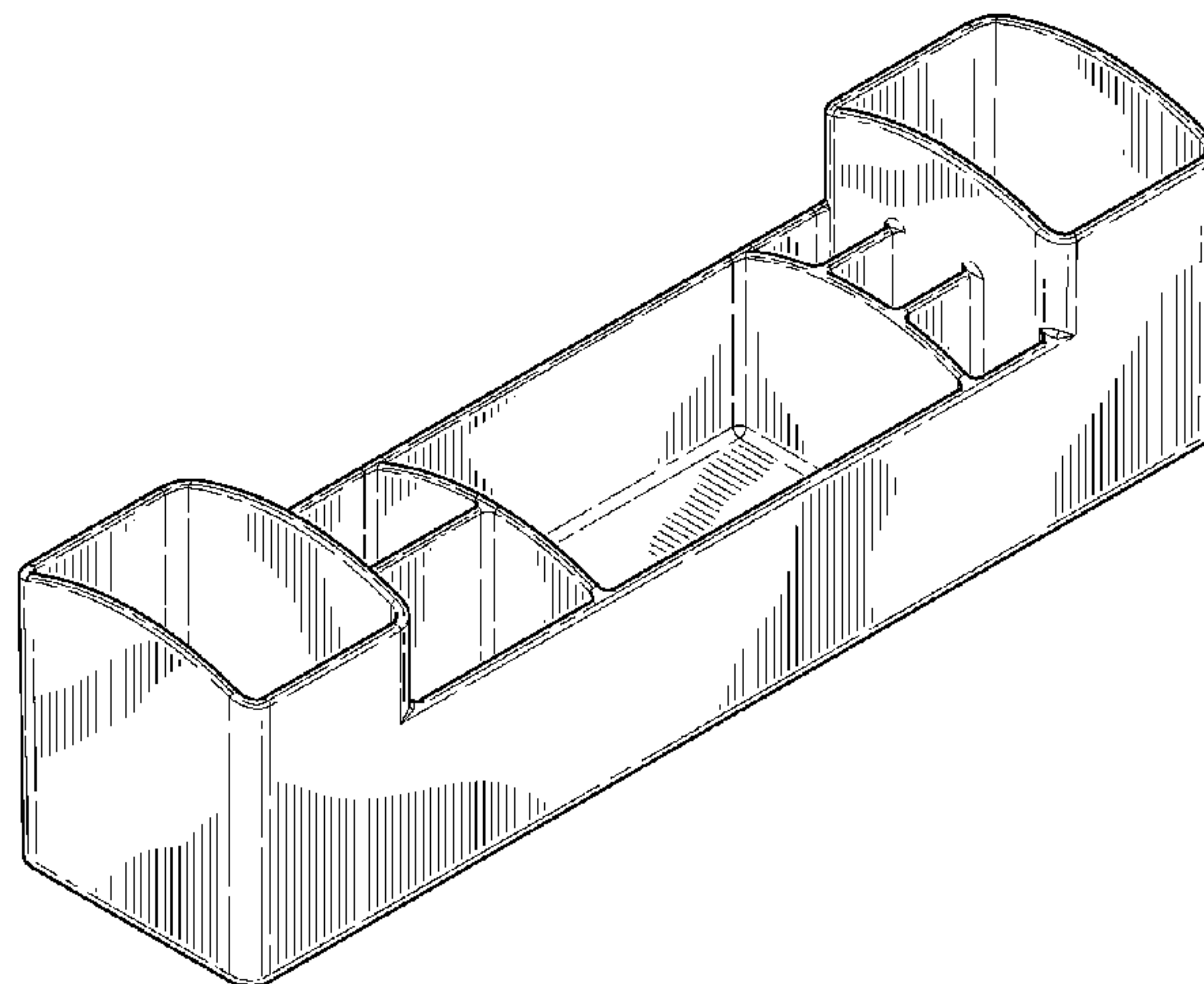
(57) **CLAIM**

The ornamental design for a multi-level organizer, as shown and described.

DESCRIPTION

FIG. 1 is a perspective view of the multi-level organizer according to the invention;
FIG. 2 is a top view of the multi-level organizer as shown in FIG. 1;
FIG. 3 is a front view of the multi-level organizer as shown in FIG. 1;
FIG. 4 is a side view of the multi-level organizer as shown in FIG. 1;
FIG. 5 is a rear view of the multi-level organizer as shown in FIG. 1;
FIG. 6 is a side view of the multi-level organizer as shown in FIG. 1, shown from the opposite side as that shown in FIG. 4; and,
FIG. 7 is a bottom view of the multi-level organizer as shown in FIG. 1.

1 Claim, 3 Drawing Sheets



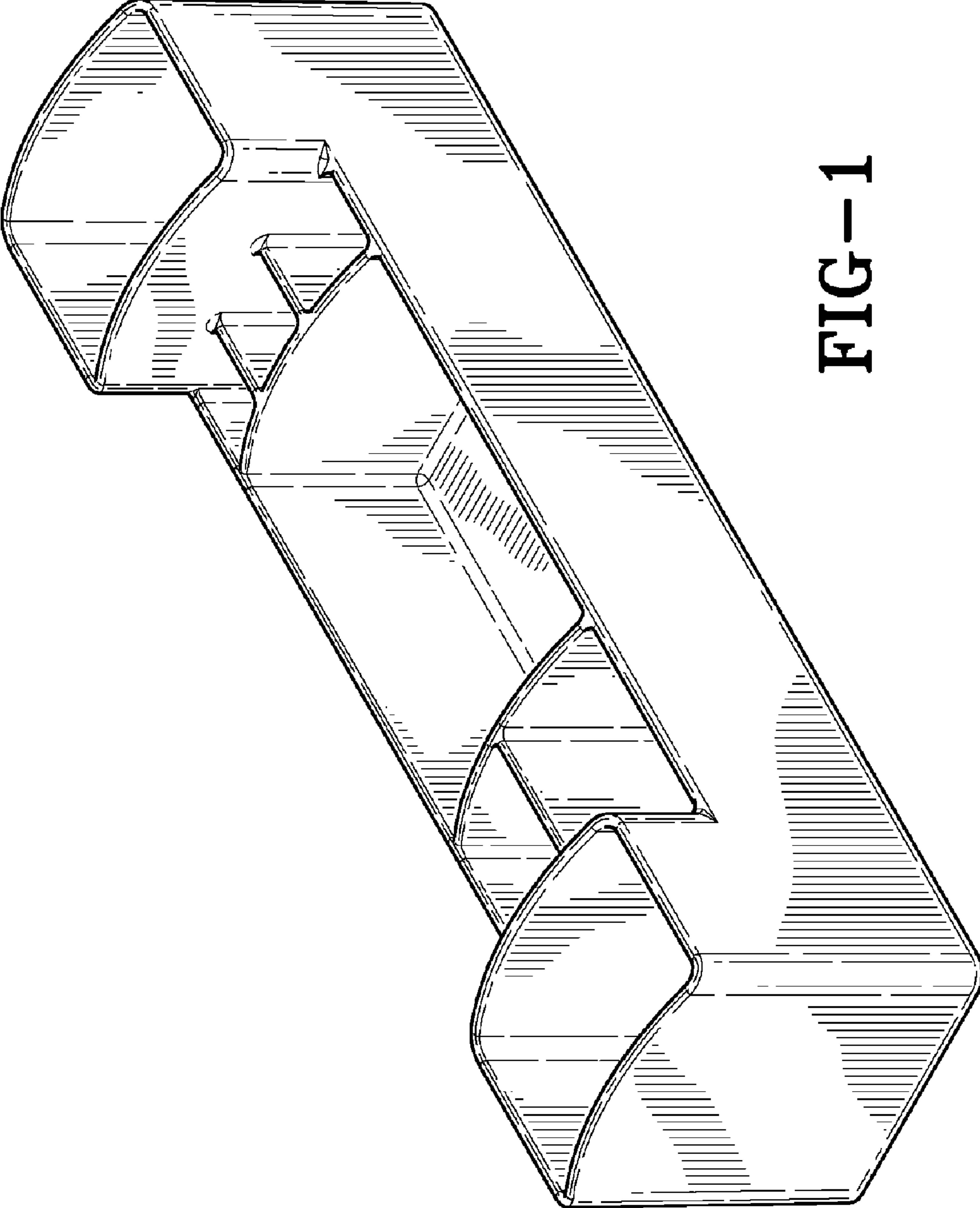


FIG-1

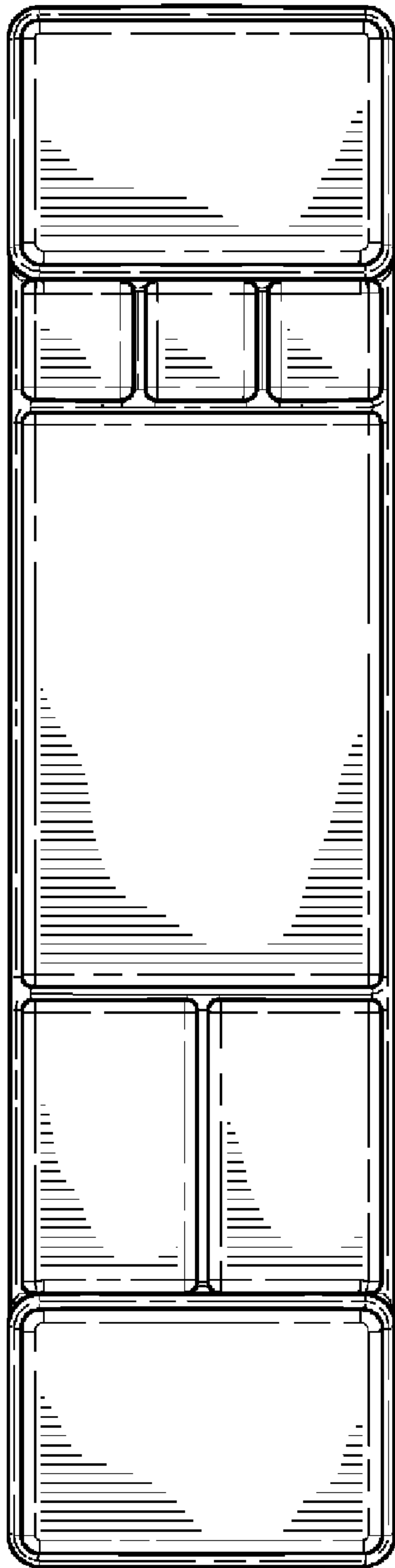


FIG-2

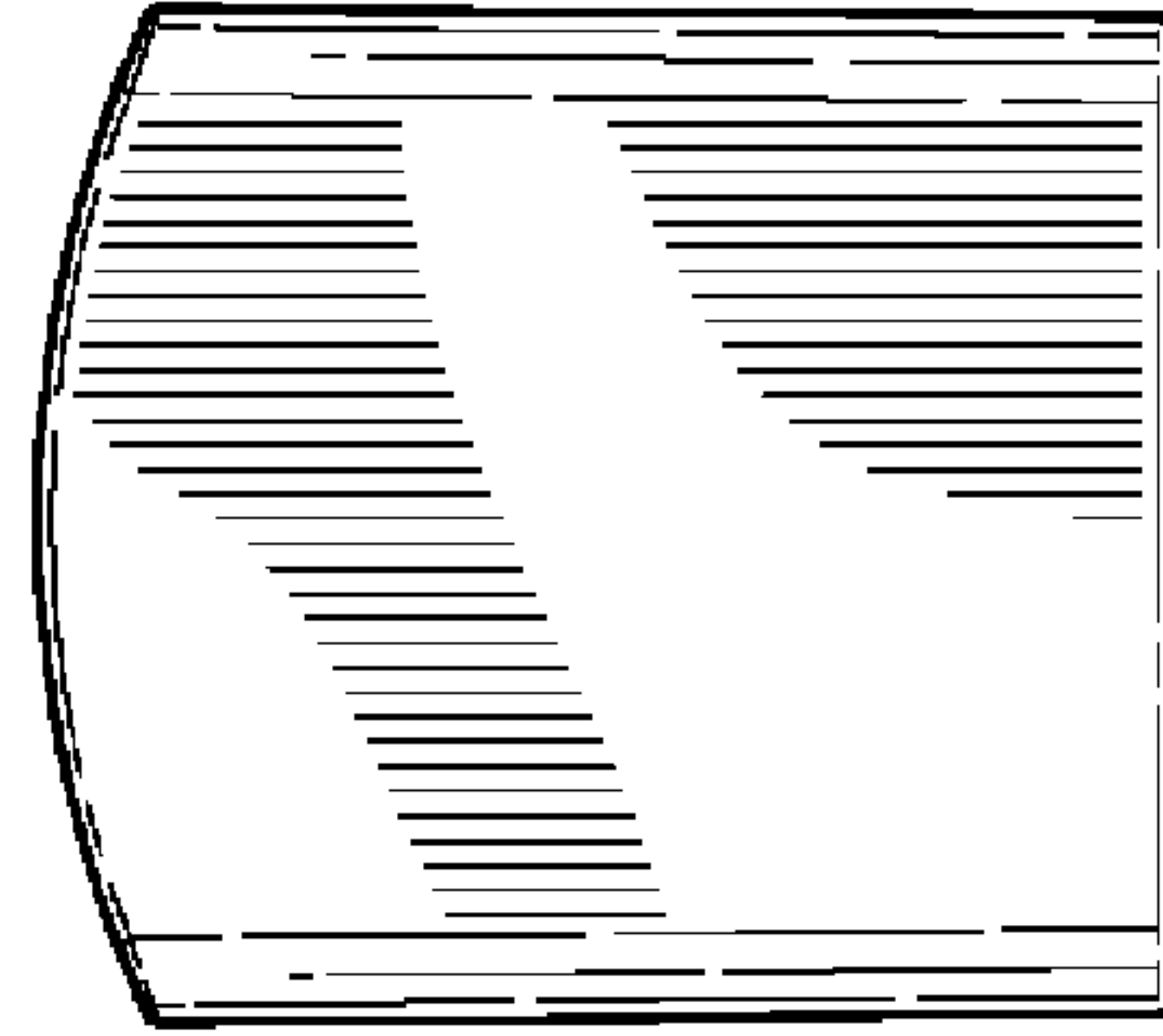


FIG-4

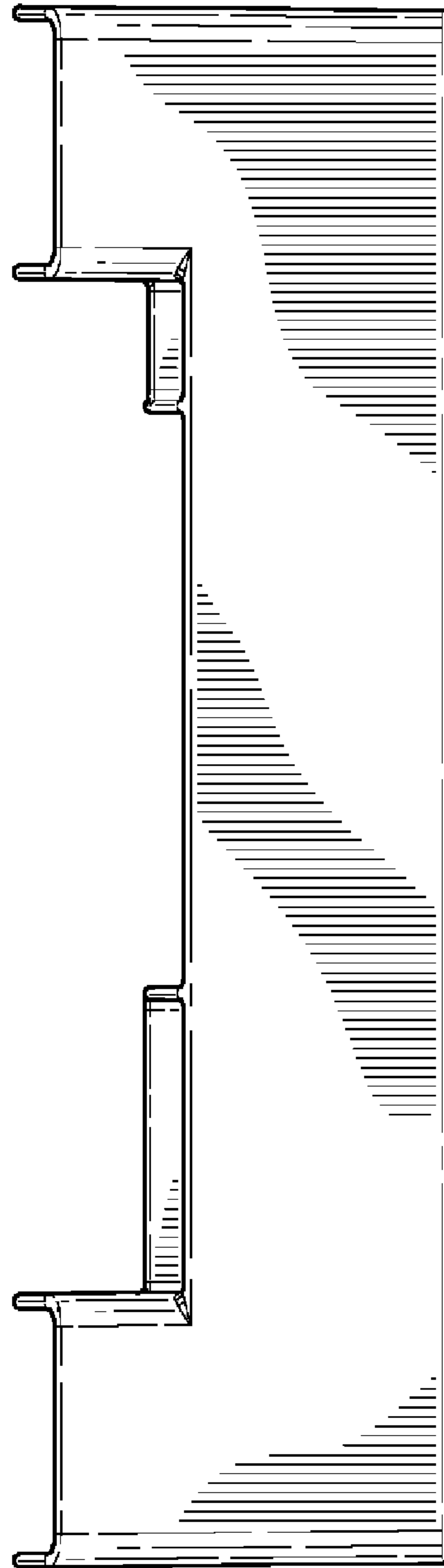


FIG-3

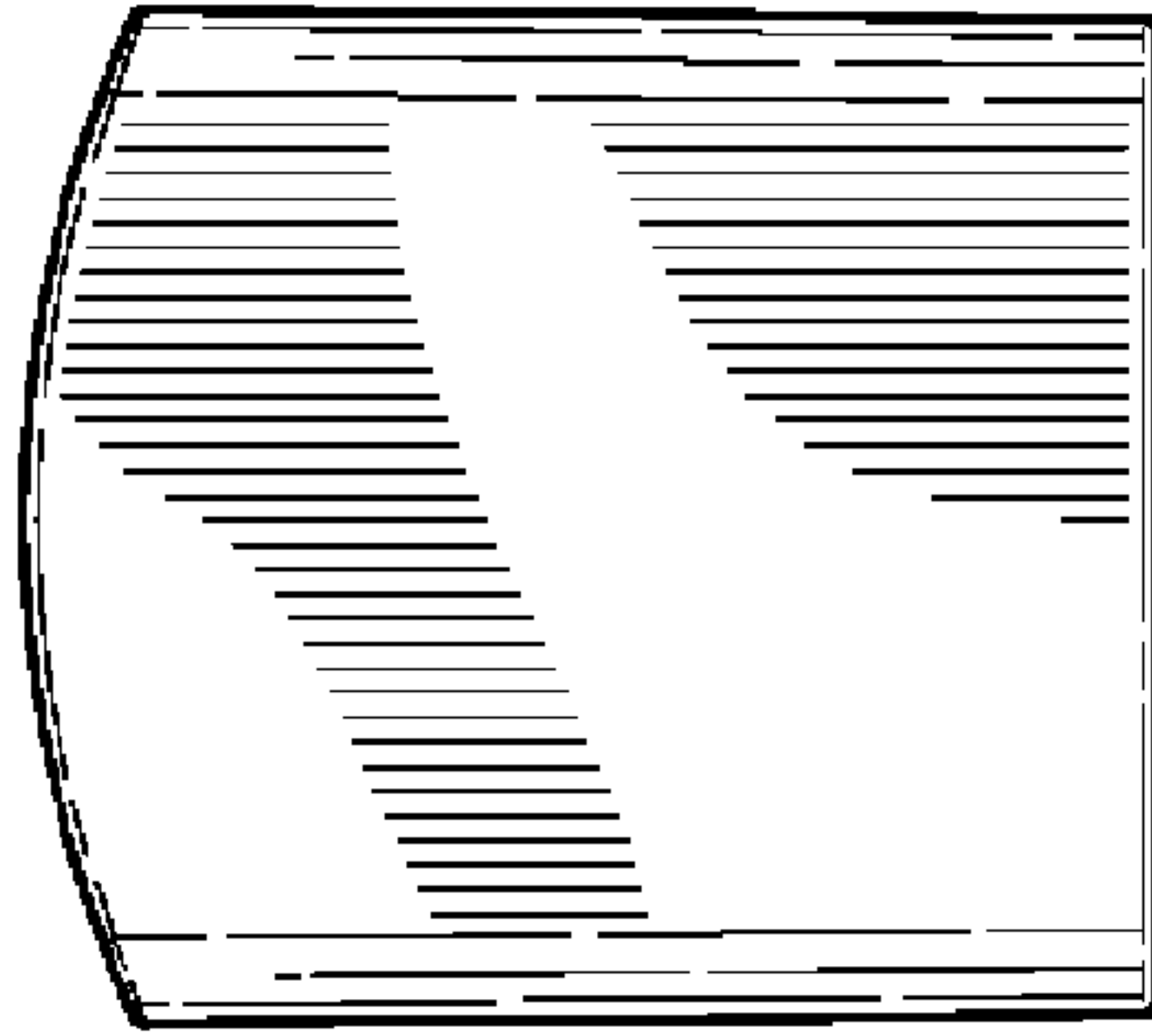


FIG-6

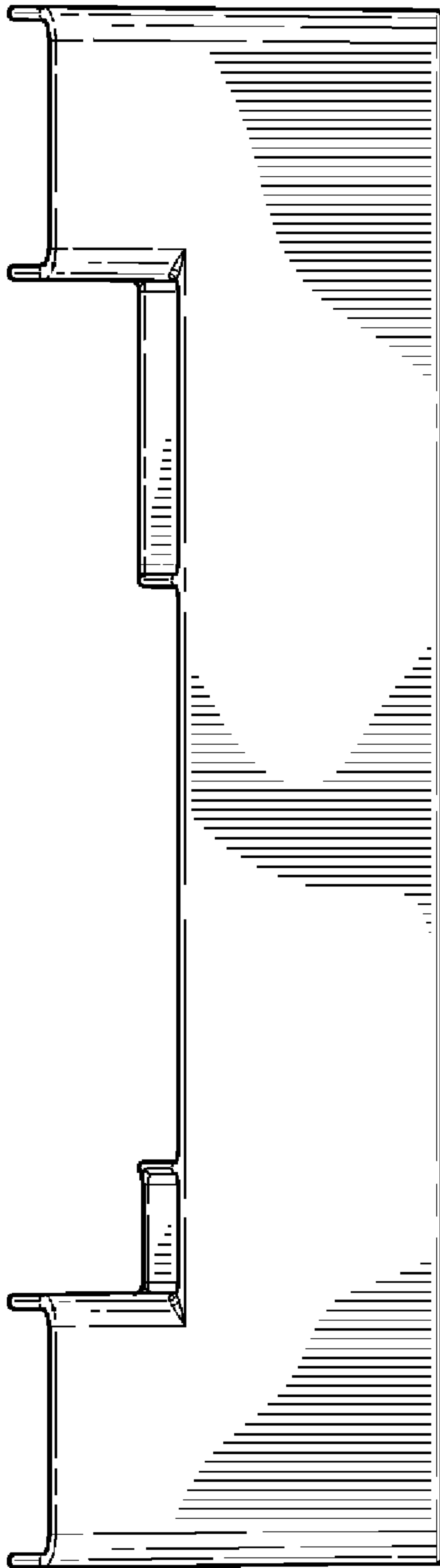


FIG-5

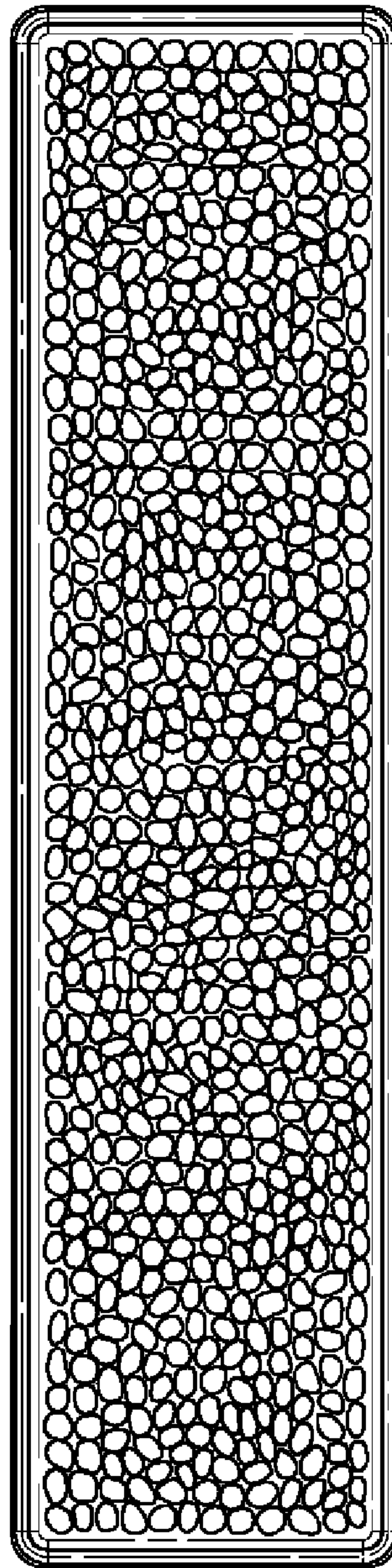


FIG-7