

US00D661487S

(12) **United States Design Patent**
Kraemer

(10) **Patent No.:** **US D661,487 S**
(45) **Date of Patent:** **** Jun. 12, 2012**

(54) **ORGANIZER**

(75) Inventor: **Kevin Kraemer**, Cuyahoga Falls, OH
(US)

(73) Assignee: **InterDesign, Inc.**, Solon, OH (US)

(**) Term: **14 Years**

(21) Appl. No.: **29/372,469**

(22) Filed: **Nov. 24, 2010**

(51) **LOC (9) Cl.** **03-01**

(52) **U.S. Cl.** **D3/304**

(58) **Field of Classification Search** D3/313-315,
D3/304-305, 318-319; D19/75-77, 81-83;
D9/432; 206/505-506, 508, 510-511;
220/486-495, 752, 760, 762, 764, 768-769,
220/771, 773, 570-571

See application file for complete search history.

D580,987 S * 11/2008 Diller D19/77
D590,596 S 4/2009 Dretzka
D594,229 S * 6/2009 Barkdoll et al. D3/304
D640,489 S * 6/2011 Tuholski D6/574

OTHER PUBLICATIONS

InterDesign, Inc. Product Catalog—2000, pp. 36, 46.
InterDesign, Inc. Product Catalog—2001, p. 10.
InterDesign, Inc. Product Catalog—2003, p. 56.
InterDesign, Inc. Product Catalog—2005, pp. 33, 42, 43.
InterDesign, Inc. Product Catalog—2006, pp. 46, 47, 61.
InterDesign, Inc. Product Catalog—2007, pp. 61, 63.
InterDesign, Inc. Product Catalog—2008, pp. 20, 21, 23, 24, 25, 99,
104.
InterDesign, Inc. Product Catalog—2009, pp. 15, 82, 83, 84, 85, 87,
94, 95.

* cited by examiner

Primary Examiner — Kelley Donnelly

(74) *Attorney, Agent, or Firm* — D. Peter Hochberg; Sean F.
Mellino; Daniel J. Smola

(56) **References Cited**

U.S. PATENT DOCUMENTS

D304,842 S * 11/1989 Barone et al. D19/75
D367,948 S * 3/1996 Hsu D28/73
D383,633 S * 9/1997 Schweitzer D6/567
D530,516 S 10/2006 Snell
D530,918 S 10/2006 Snell
D530,919 S 10/2006 Snell
D530,920 S 10/2006 Snell
D530,921 S 10/2006 Snell
D547,064 S 7/2007 Snell
D549,456 S 8/2007 Dretzka
D549,457 S 8/2007 Dretzka
D551,453 S 9/2007 Snell
D555,904 S 11/2007 Snell
D557,047 S 12/2007 Dretzka
D563,136 S * 3/2008 Kramer et al. D6/553
D563,673 S 3/2008 Dretzka
D579,662 S 11/2008 Dretzka

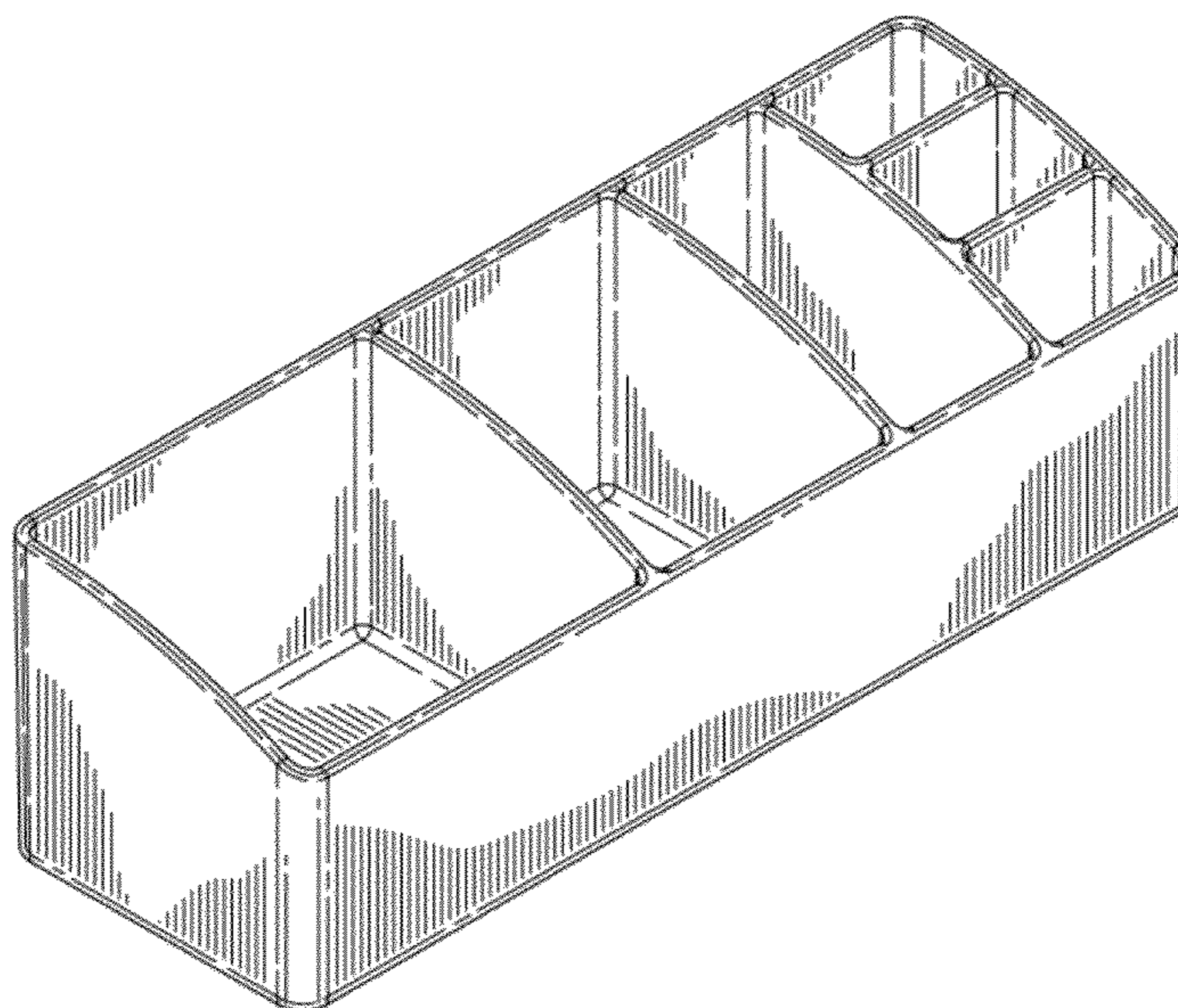
(57) **CLAIM**

The ornamental design for an organizer, as shown and
described.

DESCRIPTION

FIG. 1 is a perspective view of the organizer according to the
invention;
FIG. 2 is a top view of the organizer as shown in FIG. 1;
FIG. 3 is a front view of the organizer as shown in FIG. 1;
FIG. 4 is a side view of the organizer as shown in FIG. 1;
FIG. 5 is a rear view of the organizer as shown in FIG. 1;
FIG. 6 is a side view of the organizer as shown in FIG. 1,
shown from the opposite side as that shown in FIG. 4; and,
FIG. 7 is a bottom view of the organizer as shown in FIG. 1.

1 Claim, 3 Drawing Sheets



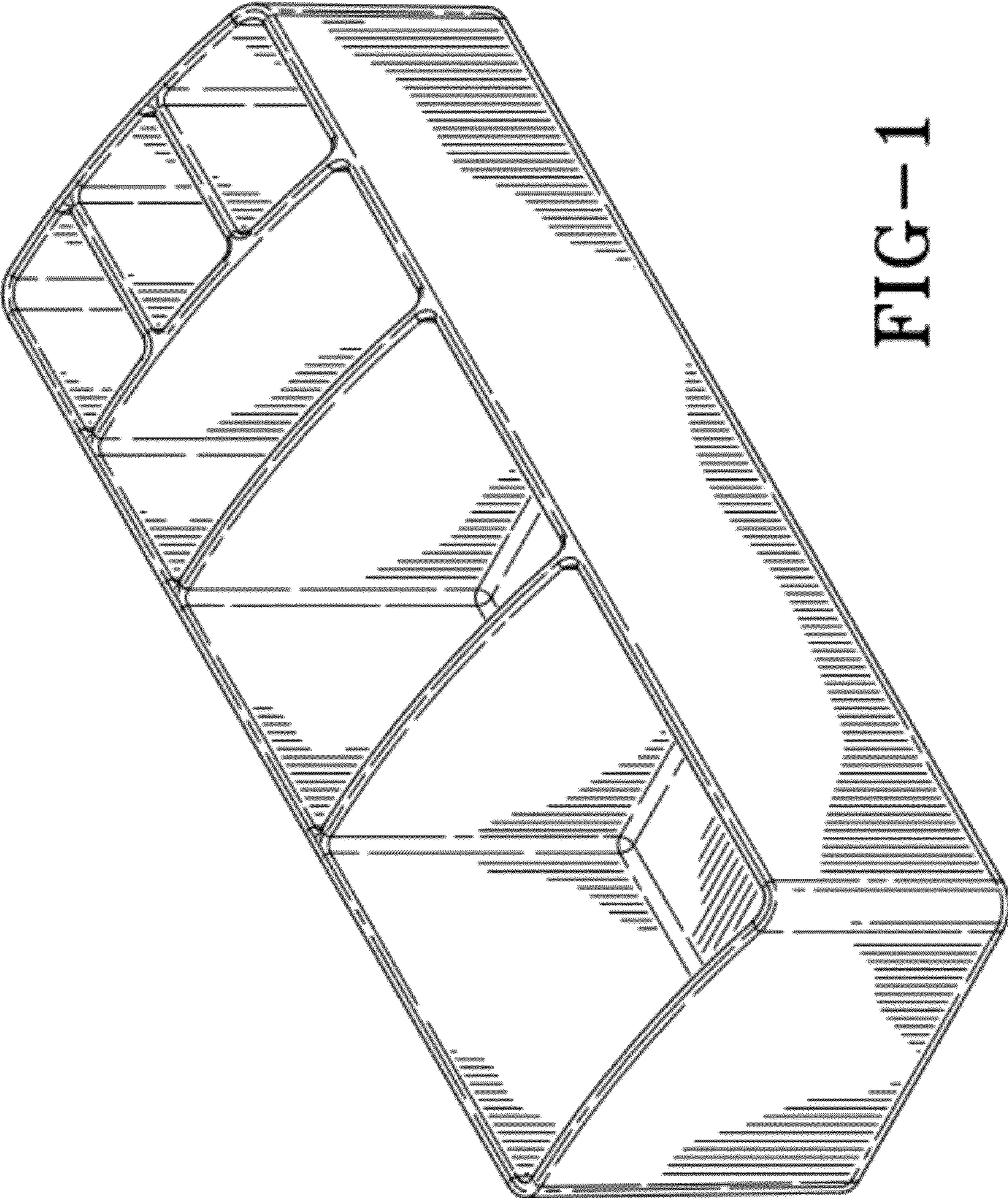


FIG-1

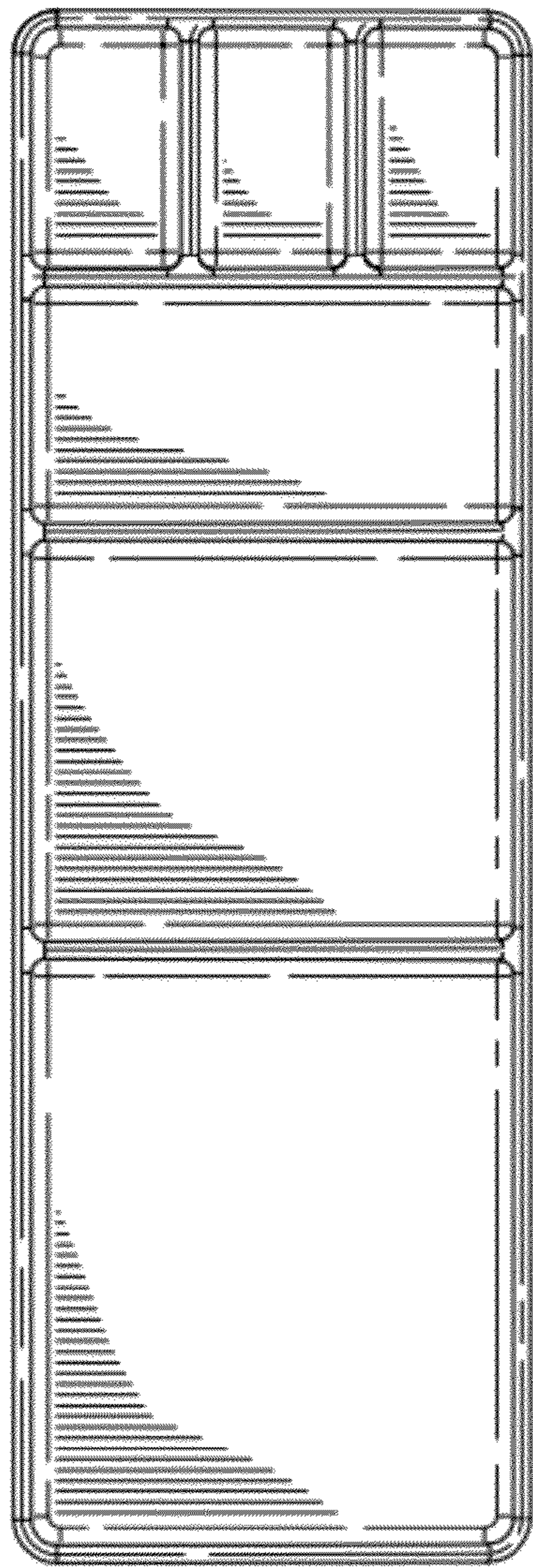


FIG-2

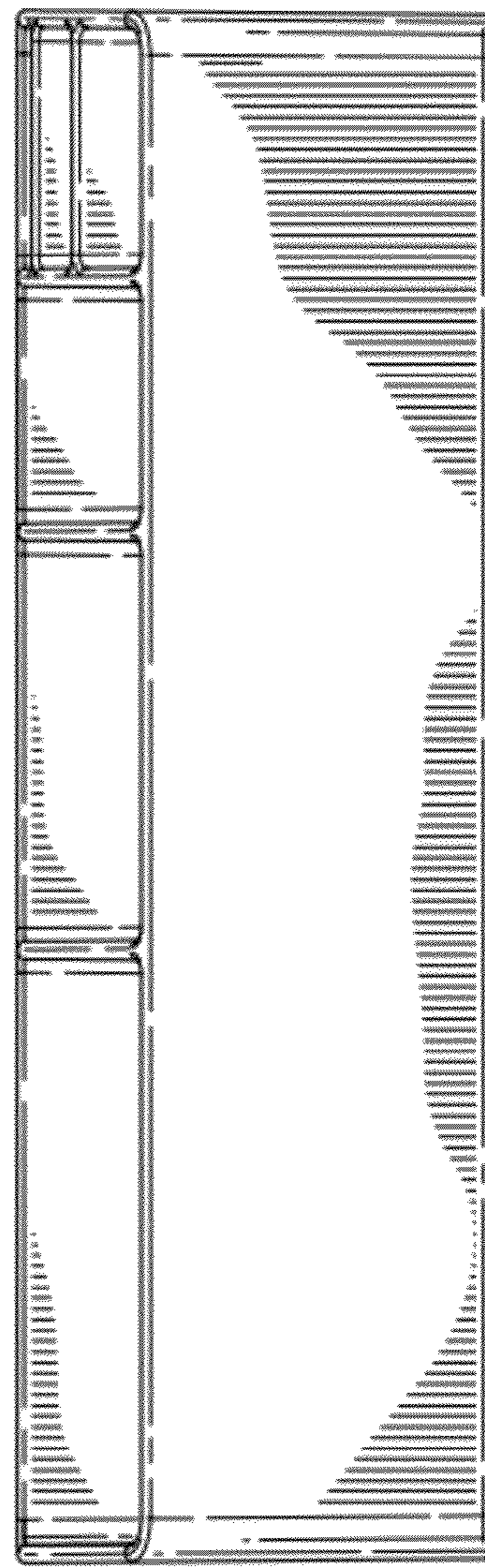


FIG-3




FIG-4

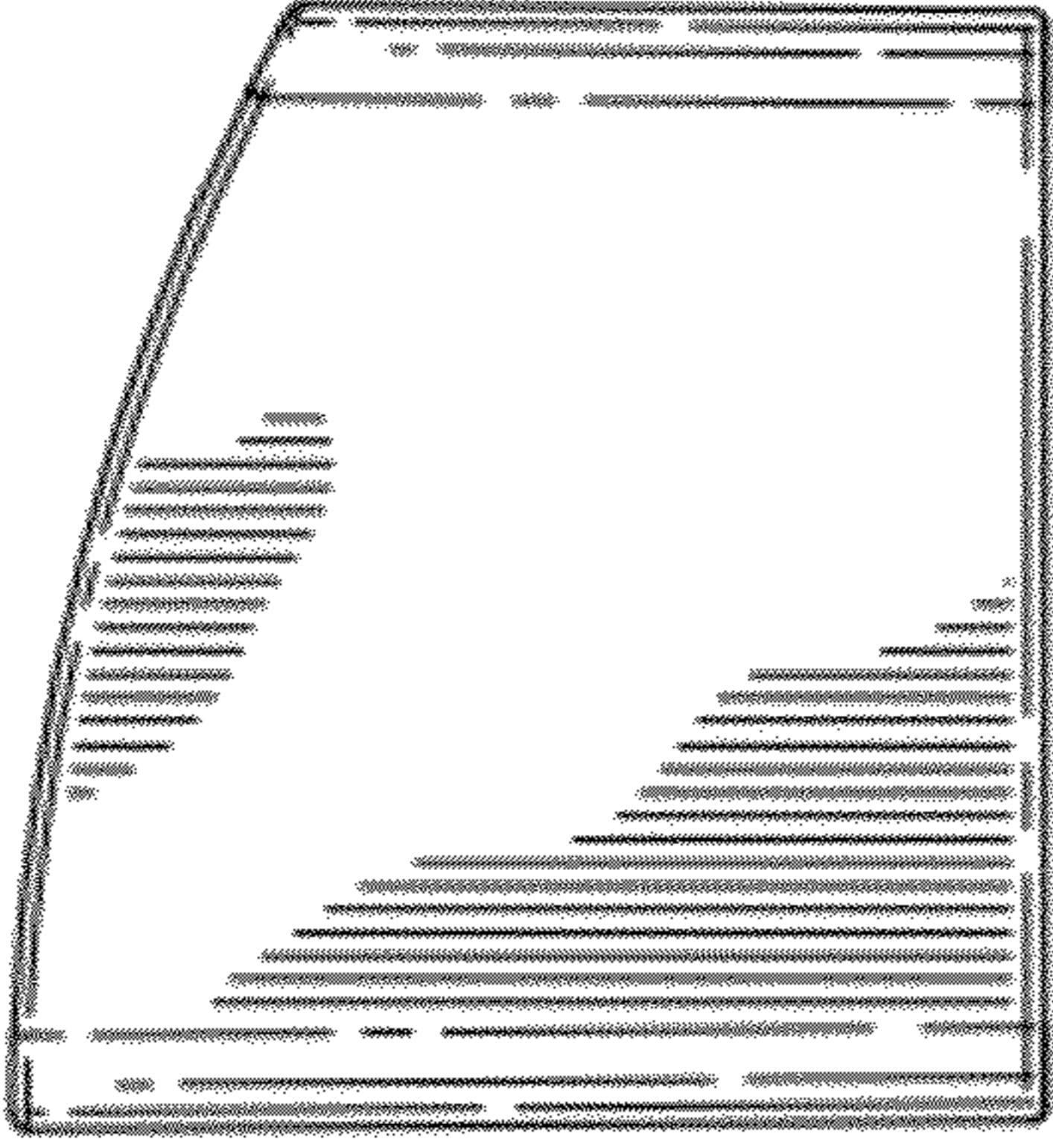


FIG-6




FIG-5




FIG-7