

US00D661477S

(12) **United States Design Patent**
Kubis et al.

(10) **Patent No.:** **US D661,477 S**
(45) **Date of Patent:** **** Jun. 12, 2012**

- (54) **SLIP-RESISTANT FOOTWEAR TREAD**
 - (75) Inventors: **Patrick Kubis**, Lancaster, PA (US);
James Randesi, Endwell, NY (US)
 - (73) Assignee: **Saf-Gard Safety Shoe Co.**, Greensboro,
NC (US)
 - (**) Term: **14 Years**
 - (21) Appl. No.: **29/363,836**
 - (22) Filed: **Jun. 15, 2010**
 - (51) **LOC (9) Cl.** **02-04**
 - (52) **U.S. Cl.** **D2/957; D2/951; D2/949**
 - (58) **Field of Classification Search** D2/902,
D2/906, 908, 916, 918, 925, 946, 947, 951-962,
D2/977; 36/3 B, 22 R, 24.5, 25 R, 28, 32 R,
36/34 R, 59 C, 67 A, 103; D6/583; D5/53;
D12/510, 512, 542
- See application file for complete search history.

D509,949 S *	9/2005	Wu	D2/959
D511,881 S	11/2005	Cockrell		
D514,287 S	2/2006	Cockrell		
D529,694 S	10/2006	Cockrell		
D529,695 S	10/2006	Cockrell		
D529,696 S	10/2006	Cockrell		
D530,067 S	10/2006	Cockrell		
D530,493 S *	10/2006	Holmes	D2/957
D530,894 S	10/2006	Cockrell		
D530,895 S	10/2006	Cockrell		
D531,789 S *	11/2006	Kohastu et al.	D2/959
D538,519 S *	3/2007	McClaskie	D2/957
D542,017 S	5/2007	Cockrell		
D552,759 S *	10/2007	Murdock	D25/121
D554,840 S *	11/2007	McClaskie	D2/960
7,290,357 B2 *	11/2007	McDonald et al.	36/102
D560,332 S	1/2008	Della Valle		
D560,334 S	1/2008	Della Valle		
D560,888 S	2/2008	Della Valle		
D561,438 S *	2/2008	Belley	D2/957
D572,885 S *	7/2008	Jensen	D2/958
D604,030 S *	11/2009	Wilson	D2/947
D608,537 S *	1/2010	Anderson	D2/960
D610,788 S	3/2010	Della Valle		

(Continued)

(56) **References Cited**

U.S. PATENT DOCUMENTS

D16,018 S *	4/1885	Elliott	D2/959
D329,131 S	9/1992	Ostberg		
D329,132 S	9/1992	Ostberg		
D335,572 S *	5/1993	Peterson	D2/959
D346,480 S *	5/1994	Davidson	D2/961
D377,859 S	2/1997	Bramani		
D378,239 S	3/1997	Bramani		
D378,472 S	3/1997	Bramani		
D385,987 S	11/1997	Bramani		
D389,995 S	2/1998	Cockrell		
5,930,921 A	8/1999	Sorofman et al.		
D414,021 S	9/1999	James		
D433,792 S	11/2000	Cockrell		
D445,243 S	7/2001	Cockrell		
D446,912 S	8/2001	Cockrell		
D446,914 S	8/2001	Cockrell		
D446,915 S	8/2001	Cockrell		
D446,916 S	8/2001	Cockrell		
D447,326 S	9/2001	Cockrell		
D494,346 S *	8/2004	Hawkins	D2/952

Primary Examiner — T. Chase Nelson

(74) *Attorney, Agent, or Firm* — Ward and Smith, P.A.

(57) **CLAIM**

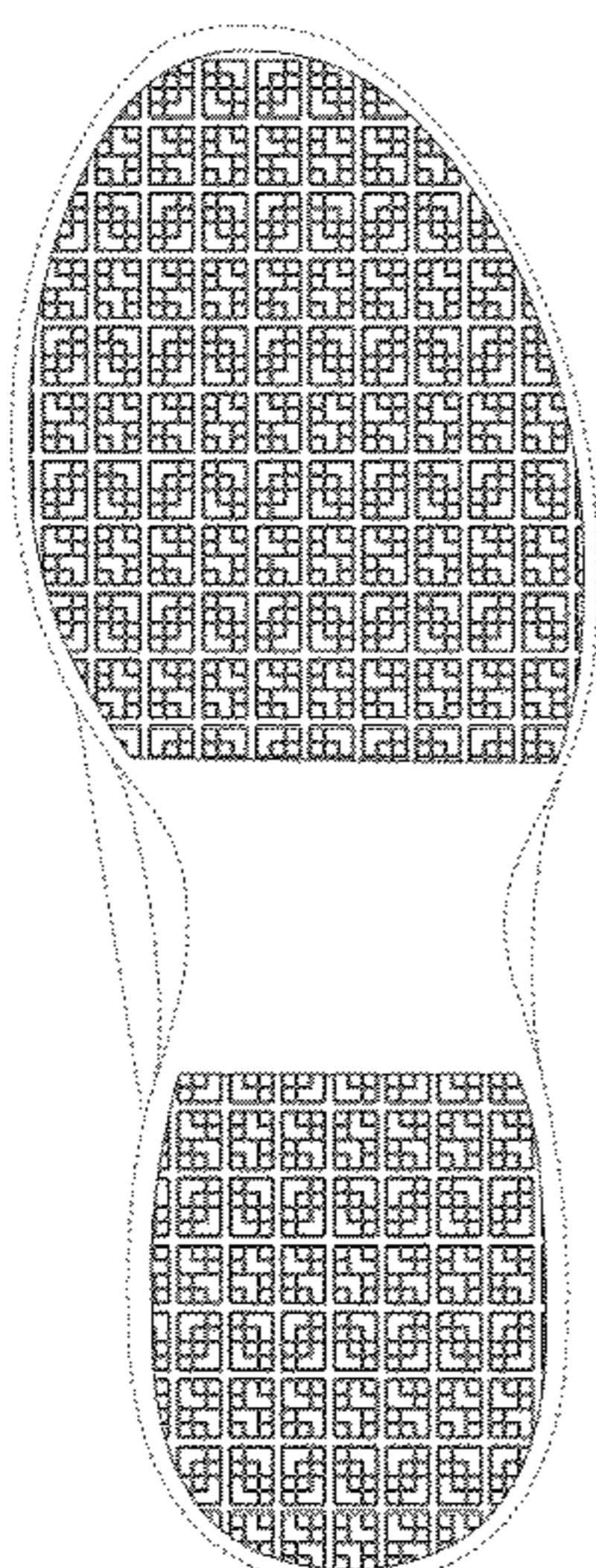
The ornamental design for a slip-resistant footwear tread, as shown and described.

DESCRIPTION

FIG. 1 is a perspective view of an embodiment of a slip-resistant footwear tread showing my new design;
 FIG. 2 is a plan view thereof;
 FIG. 3 is a left side elevation view thereof;
 FIG. 4 is a right side elevation view thereof;
 FIG. 5 is a front elevation view thereof; and,
 FIG. 6 is a rear elevation view thereof.

The broken lines shown in the drawings are for environmental purposes only and form no part of the claimed design.

1 Claim, 6 Drawing Sheets



US D661,477 S

Page 2

U.S. PATENT DOCUMENTS

D611,691 S *	3/2010	Lubart	D2/947					
D612,140 S *	3/2010	Moon	D2/962					
D612,141 S *	3/2010	Moon	D2/962					
D616,187 S *	5/2010	Moon	D2/957					
D622,042 S *	8/2010	Moon	D2/953					
D622,946 S *	9/2010	Moon	D2/957					
D625,091 S *	10/2010	Moon	D2/953					
D625,092 S *	10/2010	Moon	D2/957					
D632,467 S *	2/2011	Lubart	D2/959					
D632,880 S *	2/2011	Youn	D2/957					
D635,342 S *	4/2011	Youn	D2/951					
D635,746 S *	4/2011	Cofinco	D2/896					
D639,539 S *	6/2011	Lubart	D2/951					
2005/0262739 A1 *	12/2005	McDonald et al.	36/102					
2008/0022553 A1 *	1/2008	McDonald et al.	36/25 R					
2008/0110053 A1 *	5/2008	Dominquez et al.	36/91					
2011/0010965 A1 *	1/2011	Shepherd et al.	36/114					

* cited by examiner

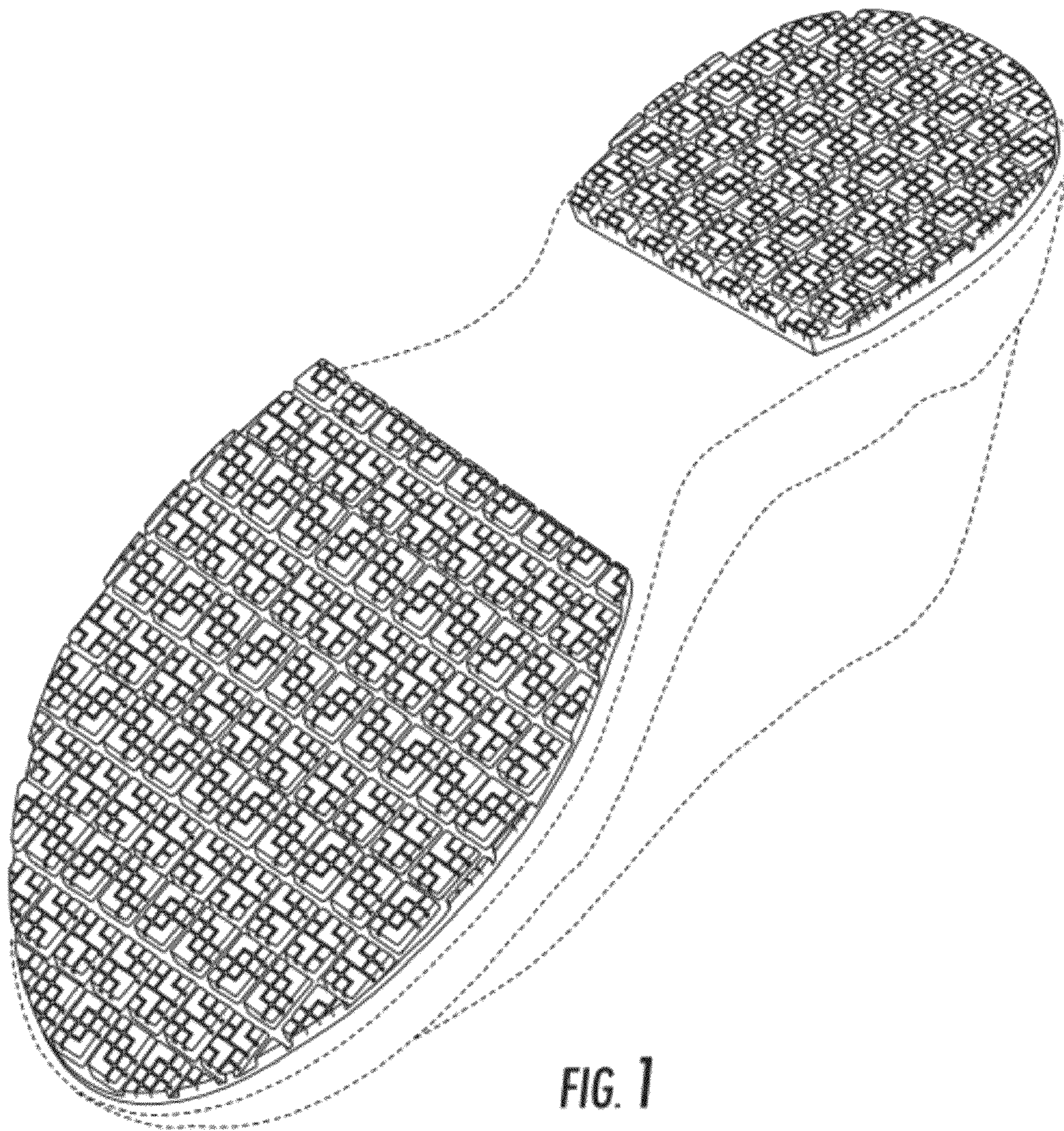


FIG. 1

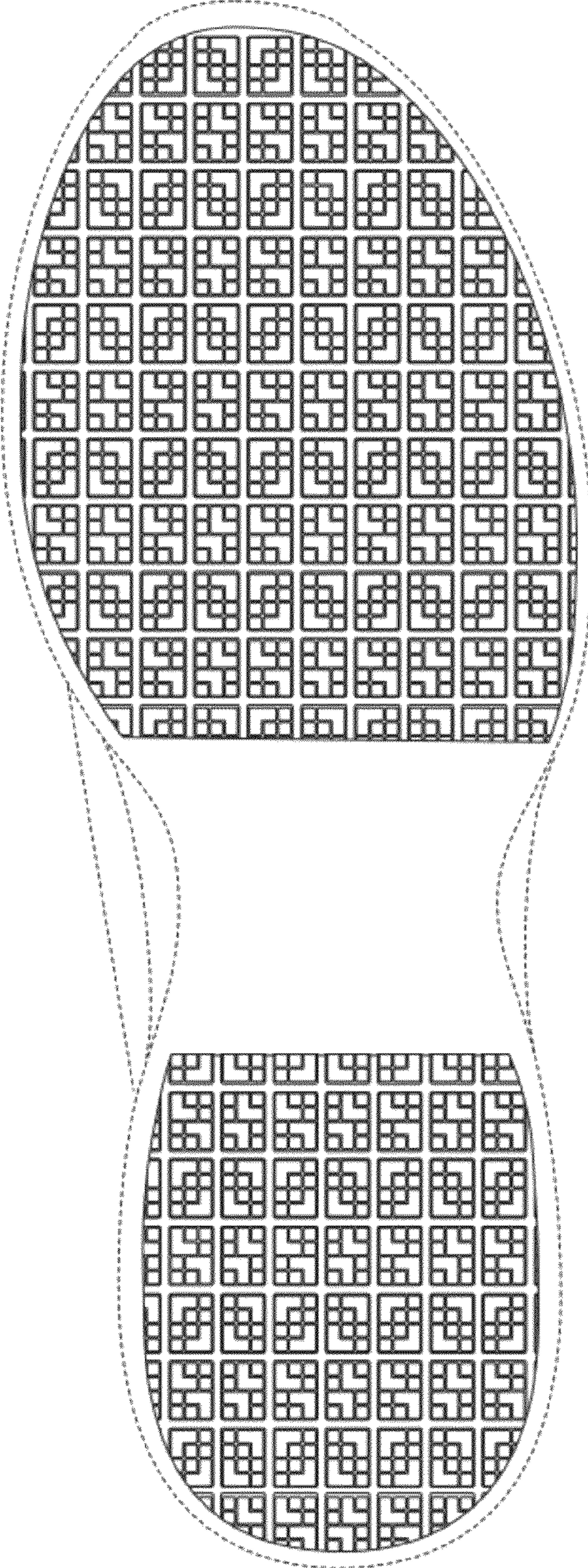


FIG. 2

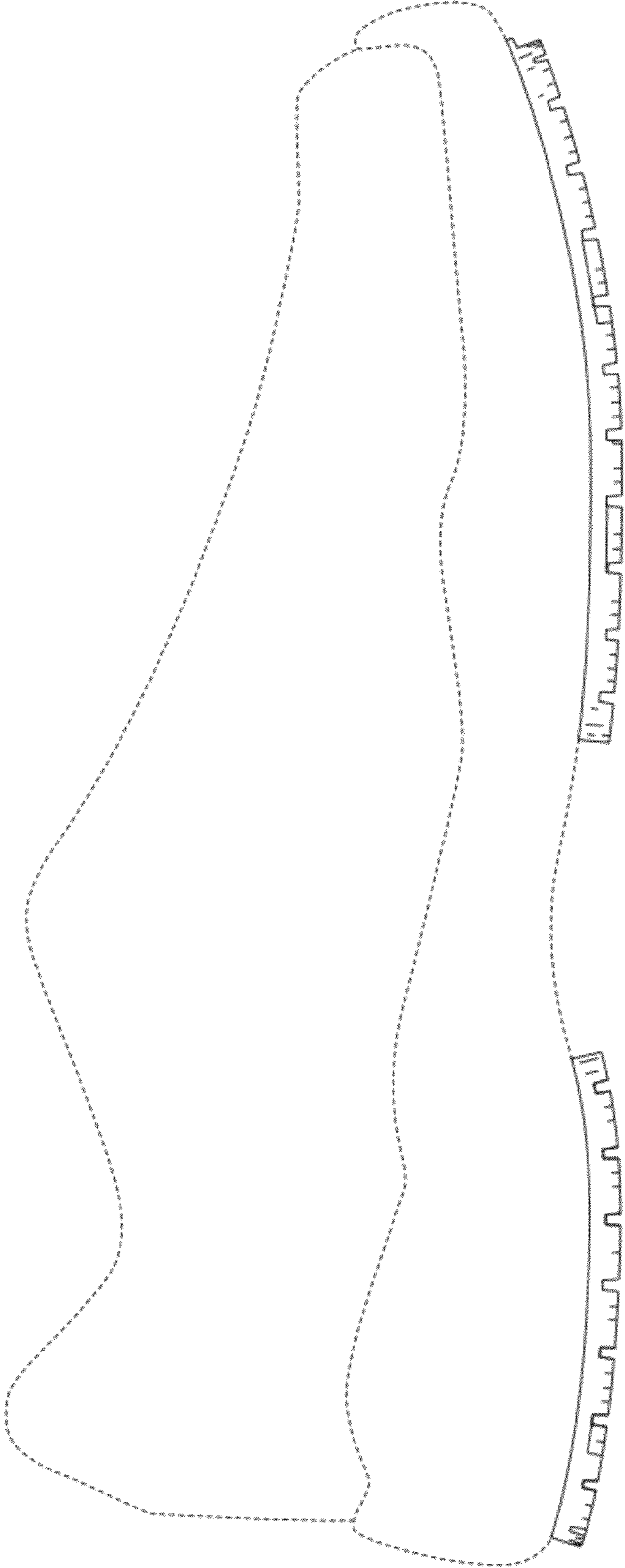


FIG. 3

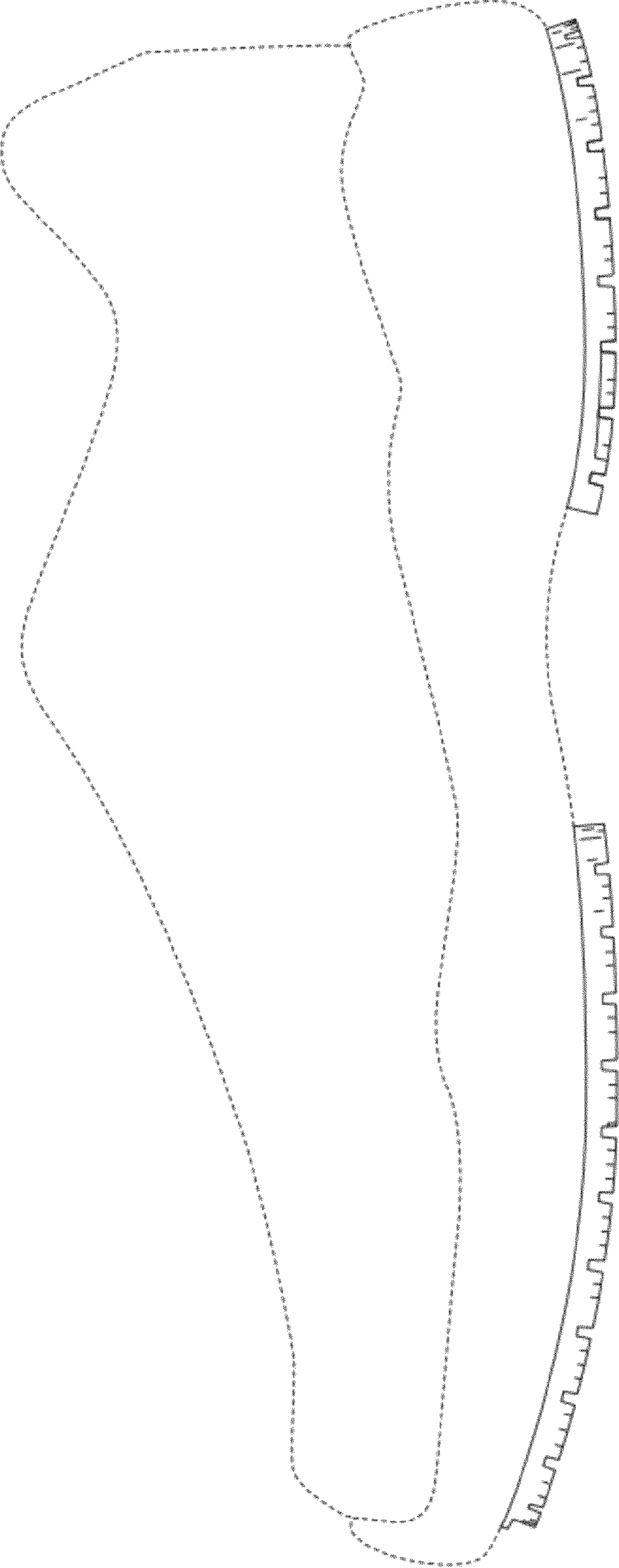


FIG. 4

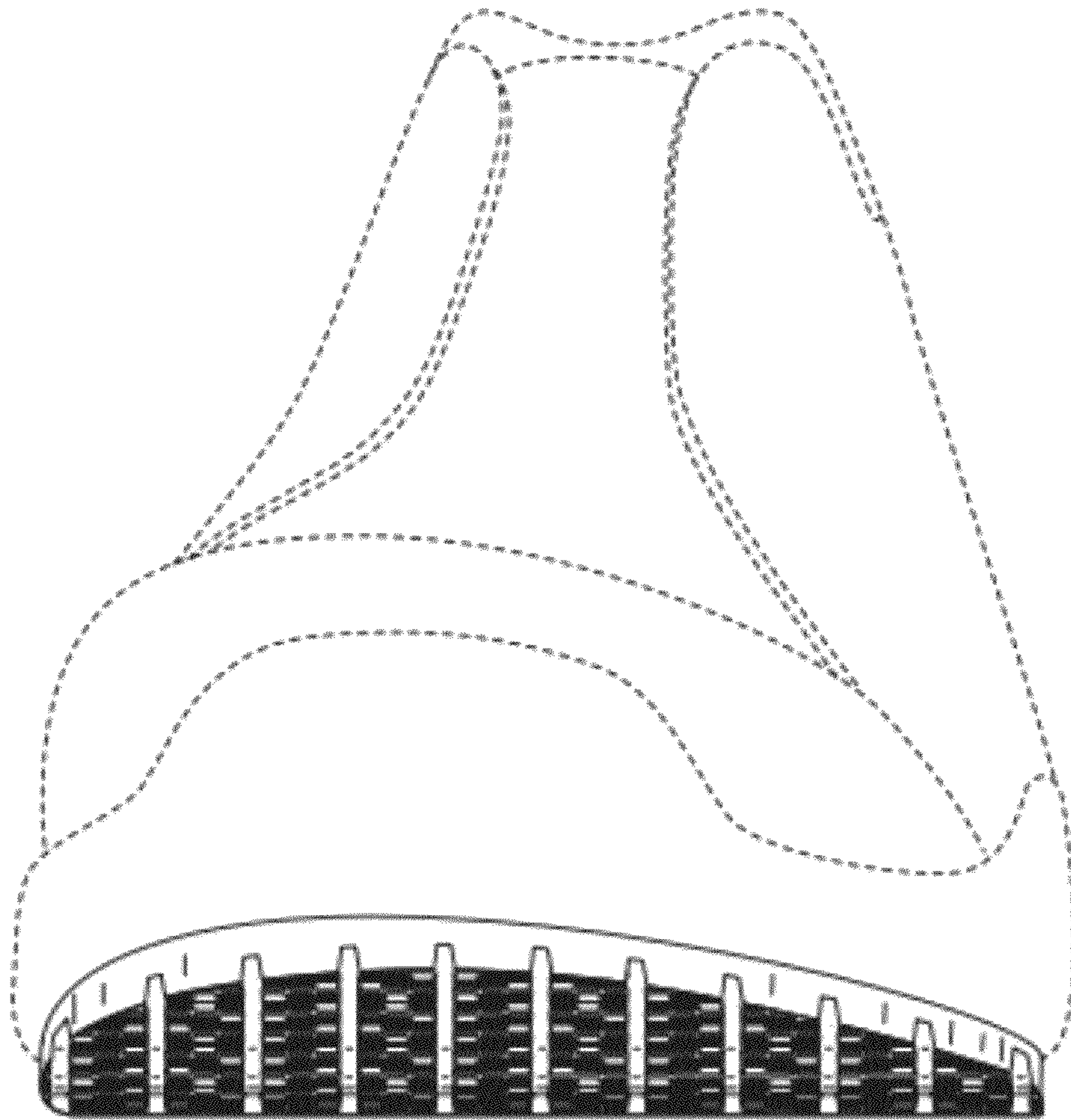


FIG. 5

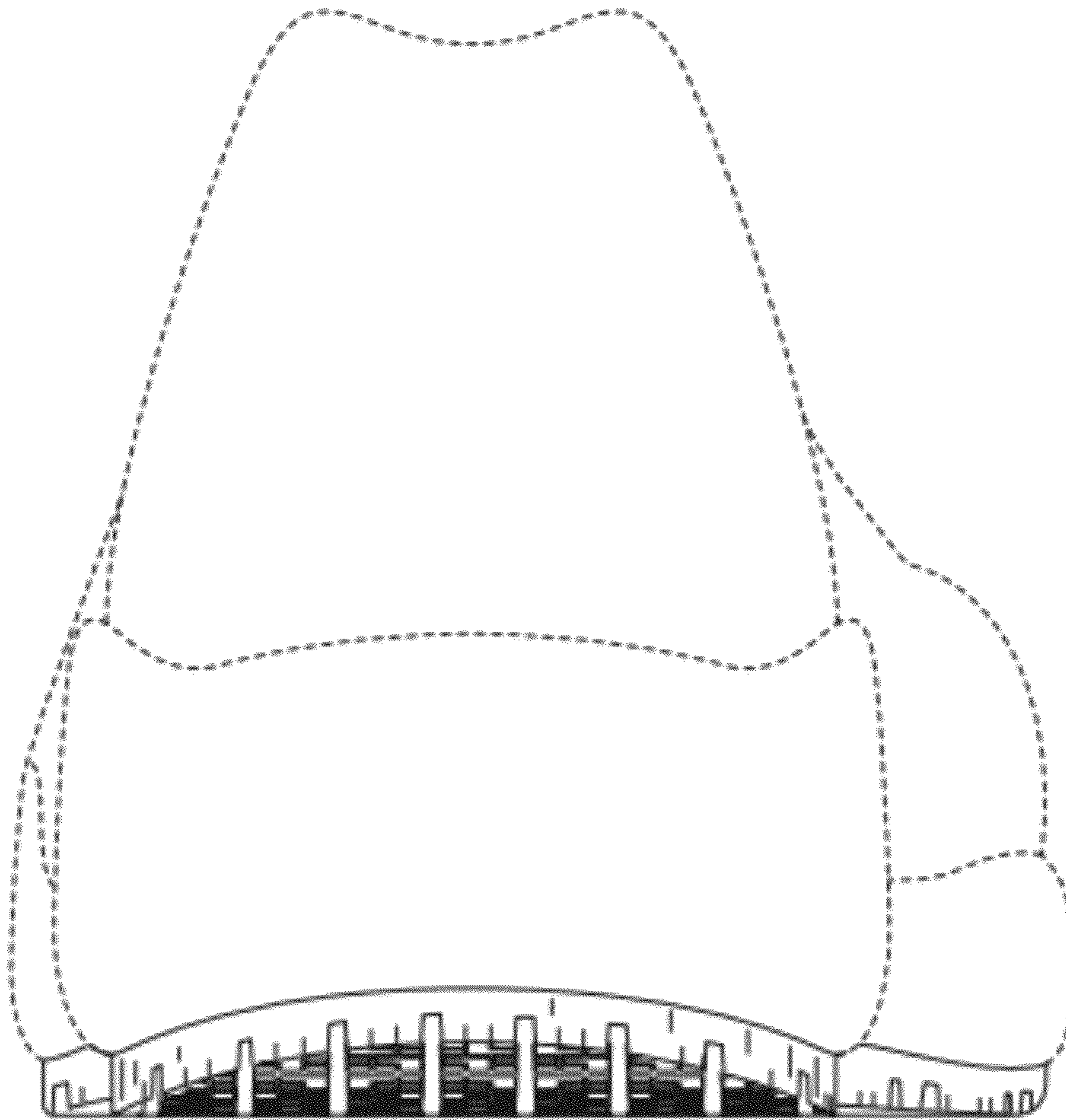


FIG. 6