

US00D661476S

(12) **United States Design Patent**
Loverin

(10) **Patent No.:** **US D661,476 S**
(45) **Date of Patent:** **** Jun. 12, 2012**

- (54) **ARTICLE OF FOOTWEAR**
- (75) Inventor: **Marc Loverin**, Scituate, MA (US)
- (73) Assignee: **SRL, LLC**, Lexington, MA (US)
- (**) Term: **14 Years**
- (21) Appl. No.: **29/379,992**
- (22) Filed: **Nov. 29, 2010**
- (51) **LOC (9) Cl.** **02-04**
- (52) **U.S. Cl.** **D2/946; D2/977**
- (58) **Field of Classification Search** D2/896,
D2/902, 906, 907, 908, 943, 946, 964, 969,
D2/970, 971, 972, 973, 974, 975, 977, 978,
D2/947, 951, 952, 953, 954, 956, 960; 36/83,
36/3 B, 22 R, 24.5, 25 R, 67 A, 103, 59 C,
36/113, 114, 126-130, 3 A, 28, 29, 30 R,
36/32 R, 34 R, 35 R, 45, 57
See application file for complete search history.

7,162,815	B2 *	1/2007	Miyauchi et al.	36/103
D553,846	S *	10/2007	Kayano et al.	D2/977
7,644,518	B2	1/2010	Chandler et al.		
D619,793	S *	7/2010	Raysse	D2/946
D620,240	S *	7/2010	Akhidime	D2/946
7,770,306	B2	8/2010	Lyden		
D623,386	S *	9/2010	Nelson	D2/946
D624,734	S *	10/2010	Akhidime	D2/946
D624,735	S *	10/2010	Raysse	D2/946
D624,737	S *	10/2010	Akhidime	D2/946
D625,492	S *	10/2010	Teteriatnikov	D2/946
D625,494	S *	10/2010	Nelson	D2/946
D626,316	S *	11/2010	Akhidime	D2/946
D626,731	S *	11/2010	Yi	D2/946

(Continued)

Primary Examiner — Elizabeth J Oswecki
(74) *Attorney, Agent, or Firm* — Honigman Miller Schwartz
and Cohn LLP

(57) **CLAIM**
The ornamental design for an article of footwear, as shown
and described.

(56) **References Cited**

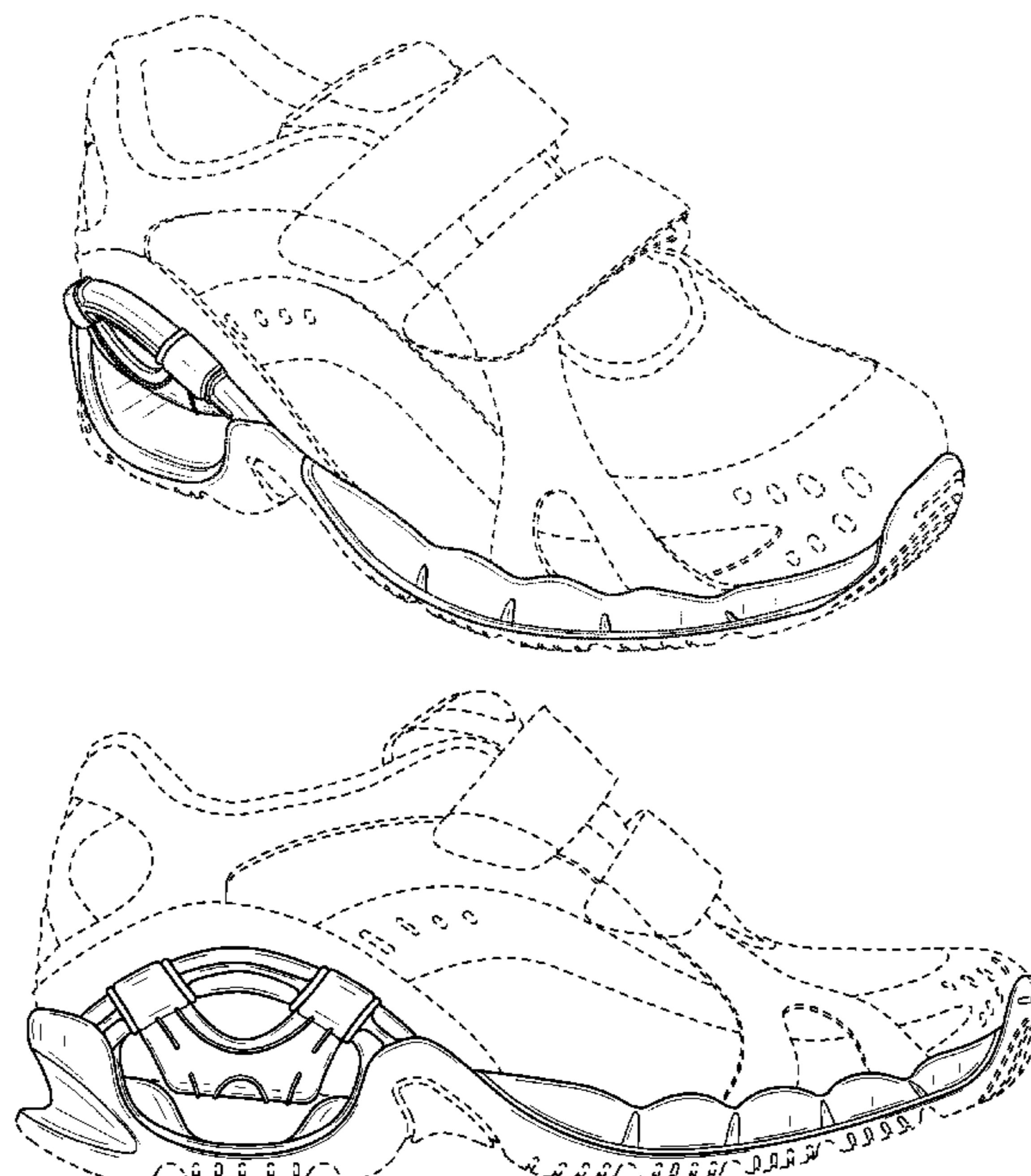
DESCRIPTION

U.S. PATENT DOCUMENTS

4,342,158	A	8/1982	McMahon et al.	
4,391,048	A	7/1983	Lutz	
4,881,329	A	11/1989	Crowley	
4,894,934	A	1/1990	Illustrato	
5,279,051	A	1/1994	Whatley	
5,319,866	A *	6/1994	Foley et al. 36/91
5,396,718	A	3/1995	Schuler et al.	
5,408,761	A	4/1995	Gazzano	
5,577,334	A	11/1996	Park	
5,743,028	A	4/1998	Lombardino	
6,055,747	A	5/2000	Lombardino	
6,497,058	B2	12/2002	Dietrich et al.	
6,553,692	B1	4/2003	Chung	
6,568,102	B1	5/2003	Healy et al.	
6,886,274	B2	5/2005	Krafsur et al.	

FIG. 1 is a front perspective view of an article of footwear,
showing my new design;
FIG. 2 is a front view of the article of footwear of FIG. 1;
FIG. 3 is a rear view of the article of footwear of FIG. 1;
FIG. 4 is a right side view of the article of footwear of FIG. 1;
FIG. 5 is a left side view of the article of footwear of FIG. 1;
FIG. 6 is a top plan view of the article of footwear of FIG. 1;
and,
FIG. 7 is a bottom plan view of the article of footwear of FIG.
1.
The broken lines shown in the drawings represent portions of
an article of footwear that form no part of the claimed design.

1 Claim, 6 Drawing Sheets



US D661,476 S

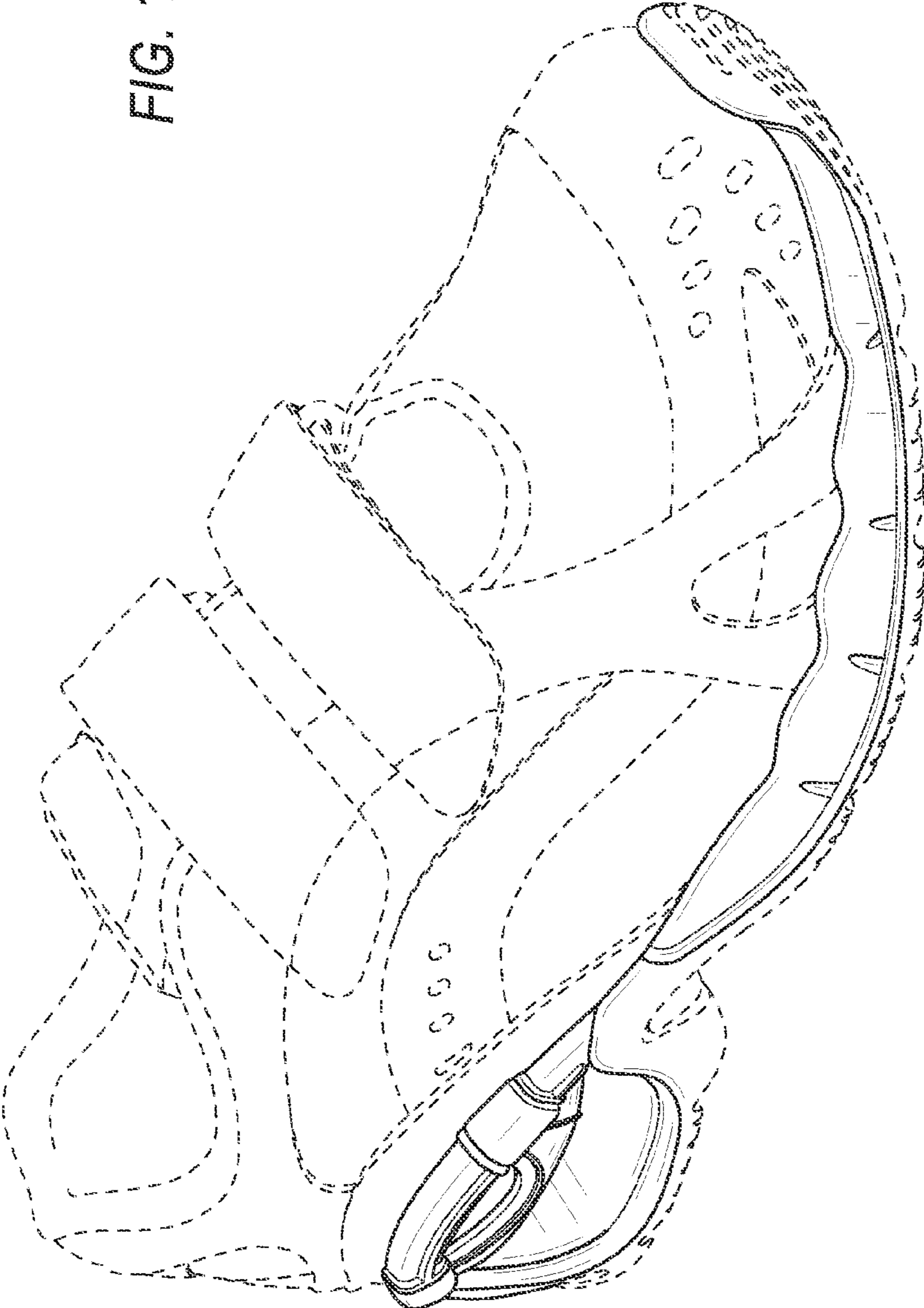
Page 2

U.S. PATENT DOCUMENTS

D634,922 S *	3/2011	Pauk et al.	D2/946					
D635,339 S *	4/2011	Smith	D2/946					
D636,567 S *	4/2011	Raysse	D2/946					
D642,775 S *	8/2011	Raysse	D2/946					
D642,776 S *	8/2011	Raysse	D2/946					
D643,602 S *	8/2011	Teteriatnikov	D2/946					
D643,603 S *	8/2011	Teteriatnikov	D2/946					
D643,604 S *	8/2011	Yi	D2/946					
D644,007 S *	8/2011	Akhidime	D2/946					
					D644,418 S *	9/2011	Yi	D2/946
					D644,419 S *	9/2011	Raysse	D2/946
					D644,420 S *	9/2011	Christopherson	D2/946
					D644,824 S *	9/2011	Leleu	D2/946
					2005/0166422 A1	8/2005	Schaeffer et al.		
					2010/0175280 A1*	7/2010	Rinehart et al.	36/59 C
					2010/0313447 A1*	12/2010	Becker et al.	36/102
					2011/0016746 A1*	1/2011	Callahan et al.	36/28

* cited by examiner

FIG. 1



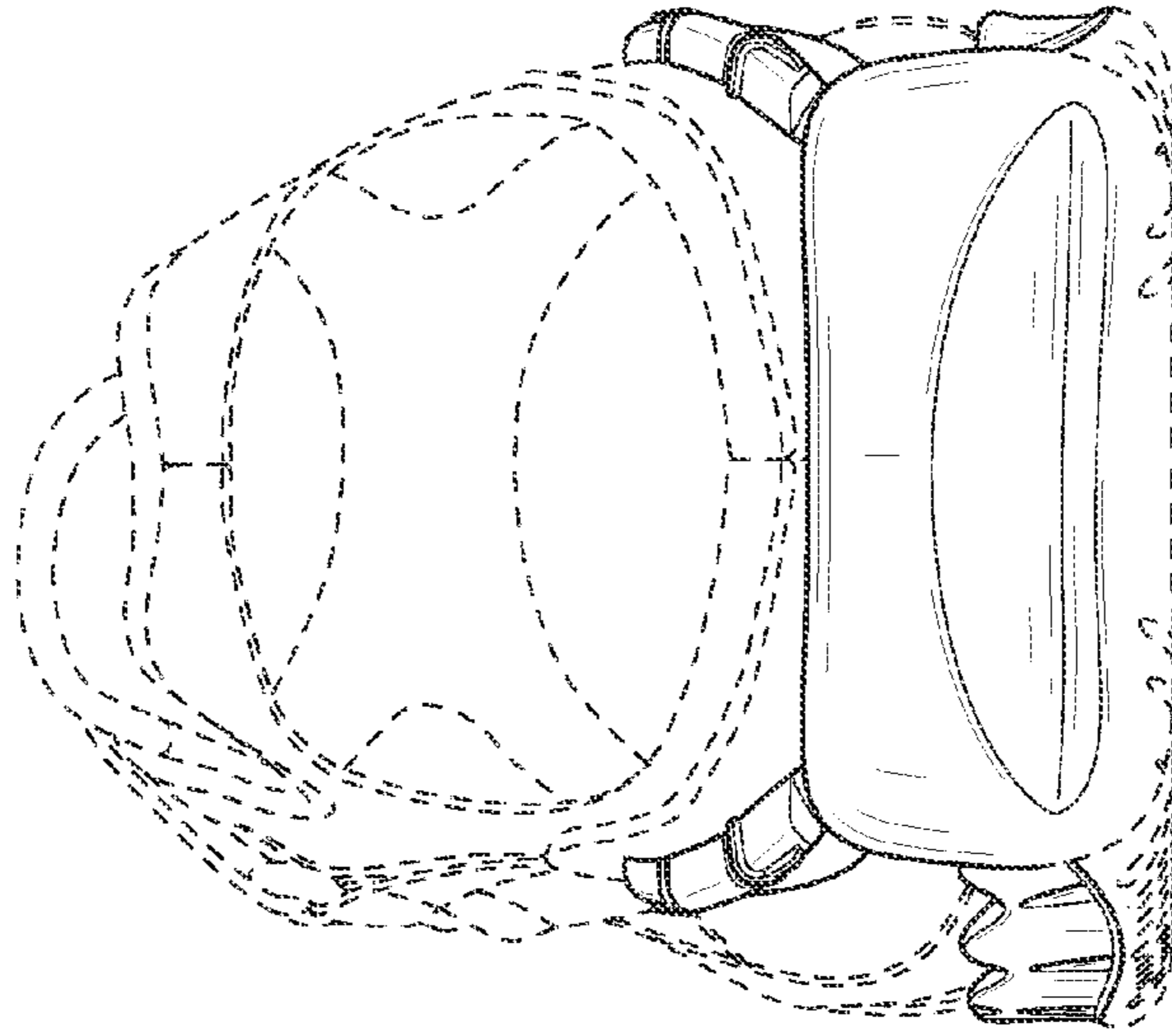


FIG. 3

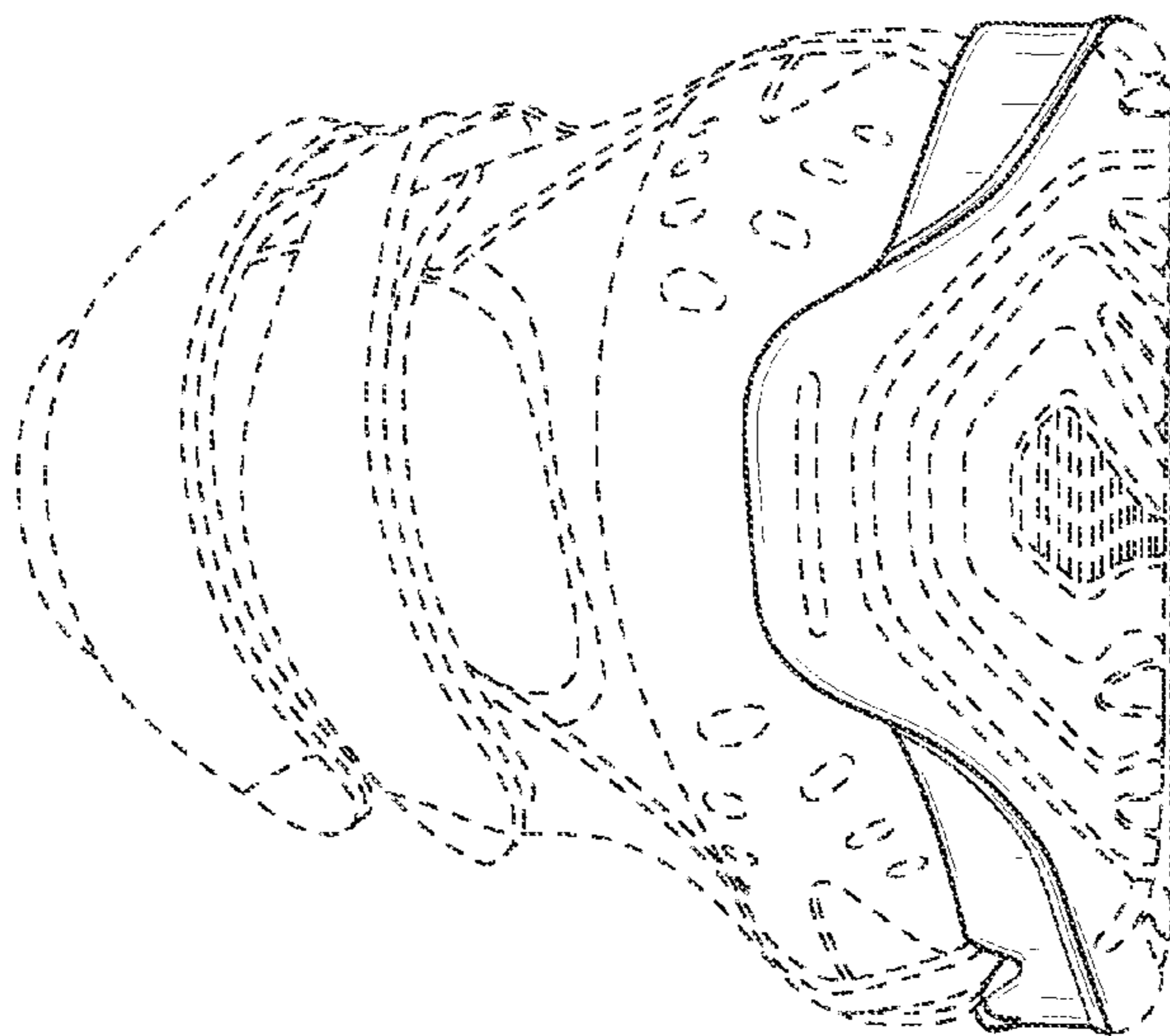


FIG. 2

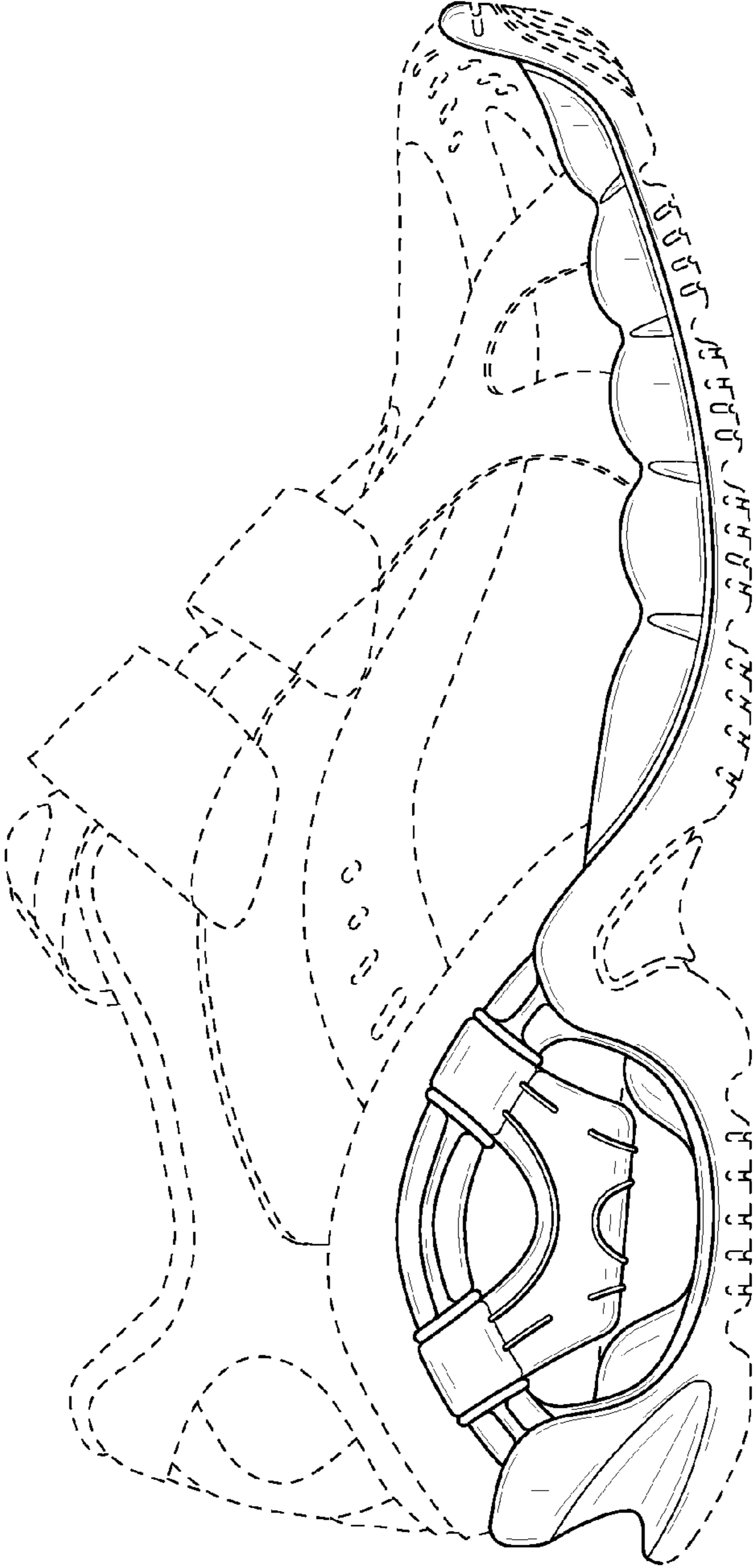


FIG. 4

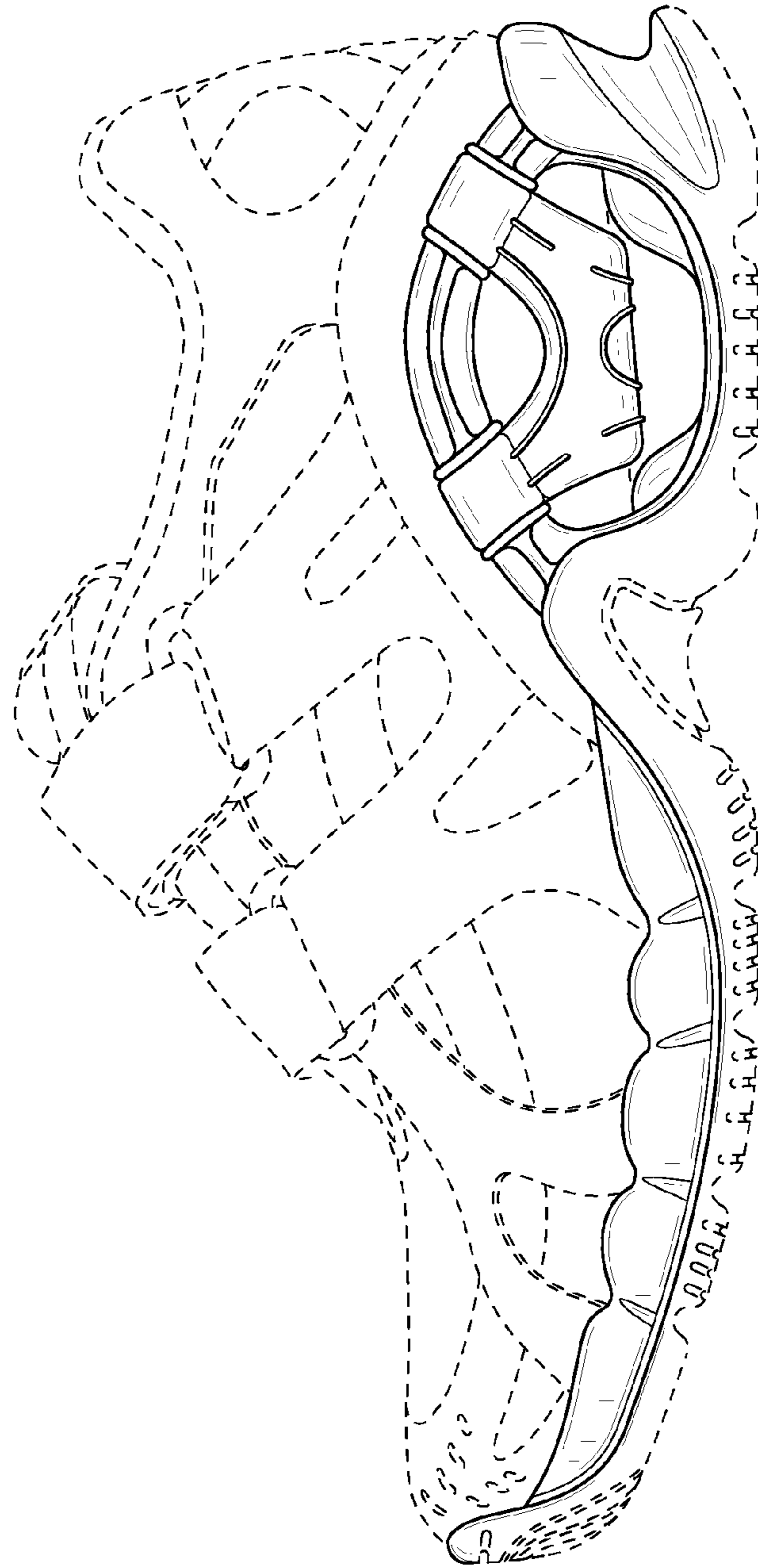


FIG. 5

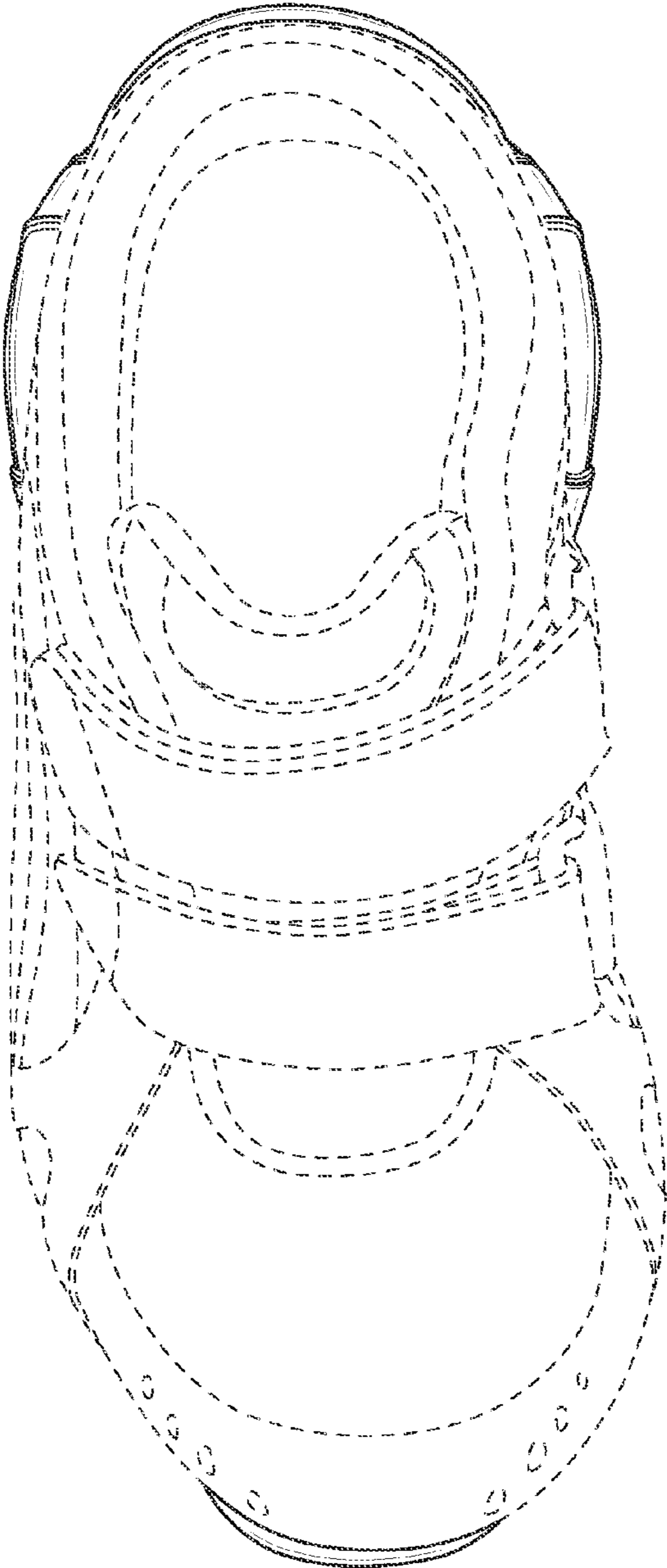


FIG. 6

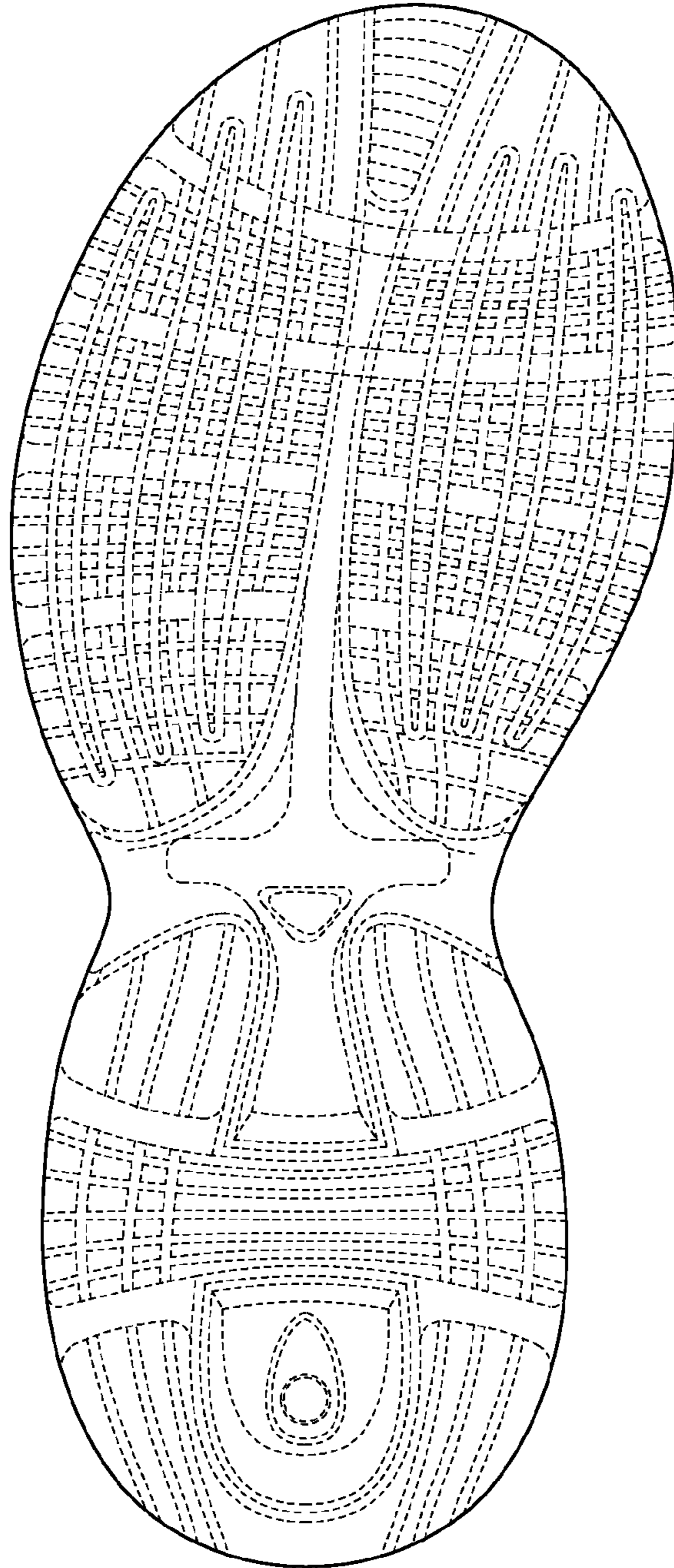


FIG. 7