



US00D661474S

(12) **United States Design Patent**  
**Juang**

(10) **Patent No.:** **US D661,474 S**  
(45) **Date of Patent:** **\*\* Jun. 12, 2012**

- (54) **STRAP FOR A SANDAL AND THE LIKE**
- (75) Inventor: **David Juang**, Irvine, CA (US)
- (73) Assignee: **Grand Overseas, Inc.**, Irvine, CA (US)
- (\*\*) Term: **14 Years**
- (21) Appl. No.: **29/392,755**
- (22) Filed: **May 26, 2011**

D545,039 S	6/2007	Weitzman et al.	
D548,932 S	8/2007	Choi	
D548,933 S	8/2007	Choi	
D557,485 S	12/2007	Kelsey	
D577,182 S *	9/2008	Comeau .....	D2/917
D577,482 S	9/2008	Weitzman et al.	
D590,581 S	4/2009	Comeau	
D590,583 S	4/2009	Juang	
D591,034 S	4/2009	Juang	
D597,290 S *	8/2009	Guers-Neyrud .....	D2/969
D606,731 S	12/2009	Bridges	
D622,046 S *	8/2010	Issler .....	D2/971
D648,118 S *	11/2011	Safdeye .....	D2/978
2004/0093765 A1	5/2004	Baldwin	

\* cited by examiner

**Related U.S. Application Data**

- (63) Continuation-in-part of application No. 29/380,048, filed on Nov. 30, 2010, now Pat. No. Des. 640,456, and a continuation-in-part of application No. 29/380,050, filed on Nov. 30, 2010, now Pat. No. Des. 640,457, and a continuation-in-part of application No. 29/380,114, filed on Nov. 30, 2010, now Pat. No. Des. 640,460.
- (51) **LOC (9) Cl.** ..... **02-04**
- (52) **U.S. Cl.** ..... **D2/917; D2/946**
- (58) **Field of Classification Search** ..... D2/896, D2/916-917, 946, 969, 971, 978; 36/112, 36/45, 3 R, 3 A, 7.7, 7.5, 11.5, 58.5  
See application file for complete search history.

*Primary Examiner* — Robert M Spear

*Assistant Examiner* — Rashida C McCoy

(74) *Attorney, Agent, or Firm* — Fish & Associates, PC

(57) **CLAIM**

I claim, the ornamental design for a strap for a sandal and the like, as shown and described.

**DESCRIPTION**

FIG. 1 is a front perspective view of a strap for a sandal and the like for a right foot, showing my new design; FIG. 2 is a front elevation view thereof; FIG. 3 is right side elevation view thereof; FIG. 4 is left side elevation view thereof; FIG. 5 is a rear elevation view thereof; and, FIG. 6 is a top plan view thereof.

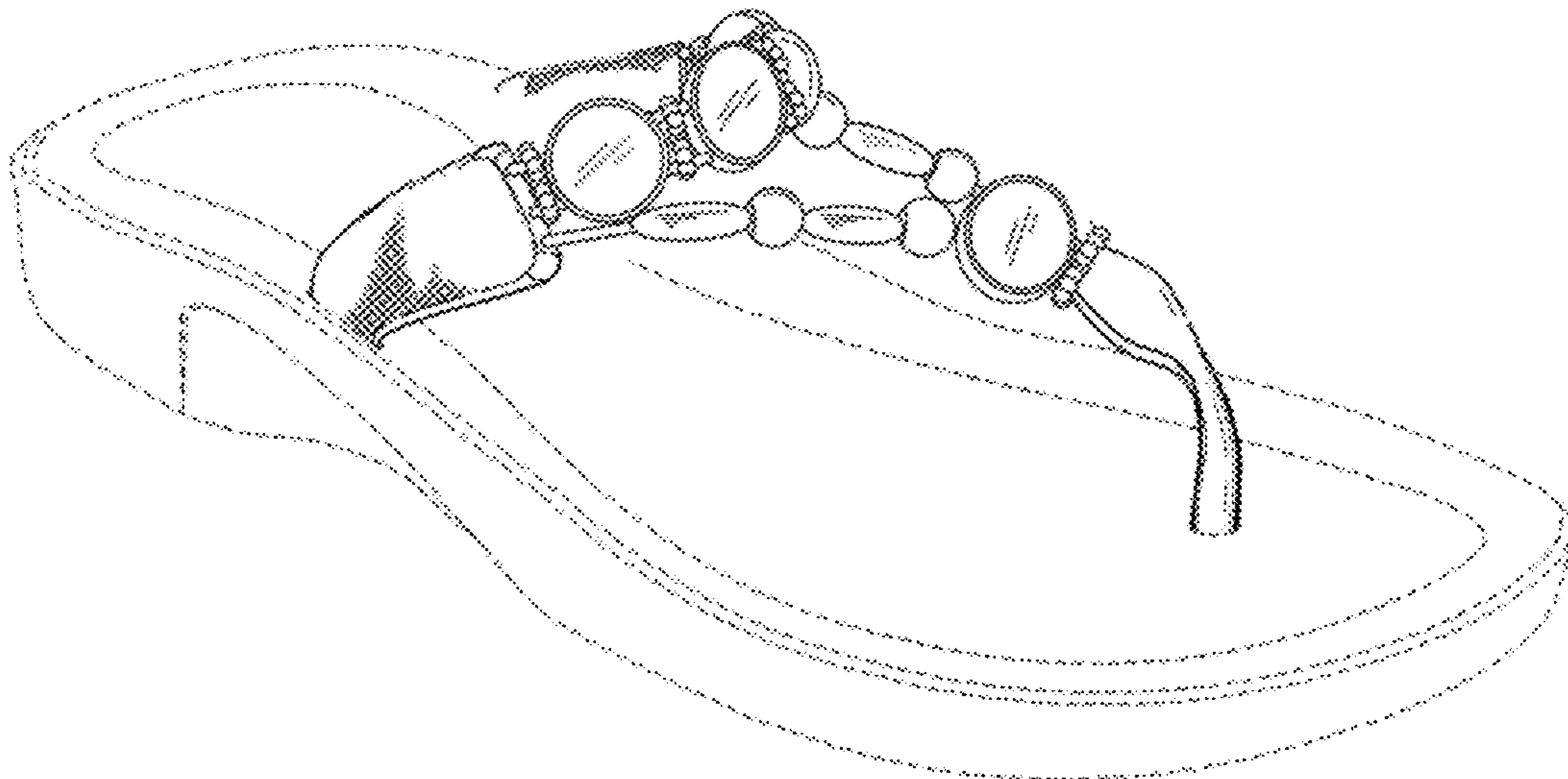
It is understood that a second embodiment of the claimed design, a strap for a sandal and the like for a left foot, comprises the mirror images of FIGS. 1-6, respectively. The broken lines in the drawings represent environment and form no part of the claimed design.

**1 Claim, 6 Drawing Sheets**

(56) **References Cited**

**U.S. PATENT DOCUMENTS**

1,855,345 A *	4/1932	Fischer, Jr. ....	36/58.5
3,290,802 A	12/1966	Fukuoka	
D486,296 S	2/2004	Morrison et al.	
D512,207 S	12/2005	Choi	
D515,798 S	2/2006	Choi	
D521,213 S	5/2006	Jarmon Mouchi et al.	
D523,214 S	6/2006	Jarmon Mouchi et al.	
D530,898 S	10/2006	Choi	
D530,901 S *	10/2006	Choi .....	D2/971



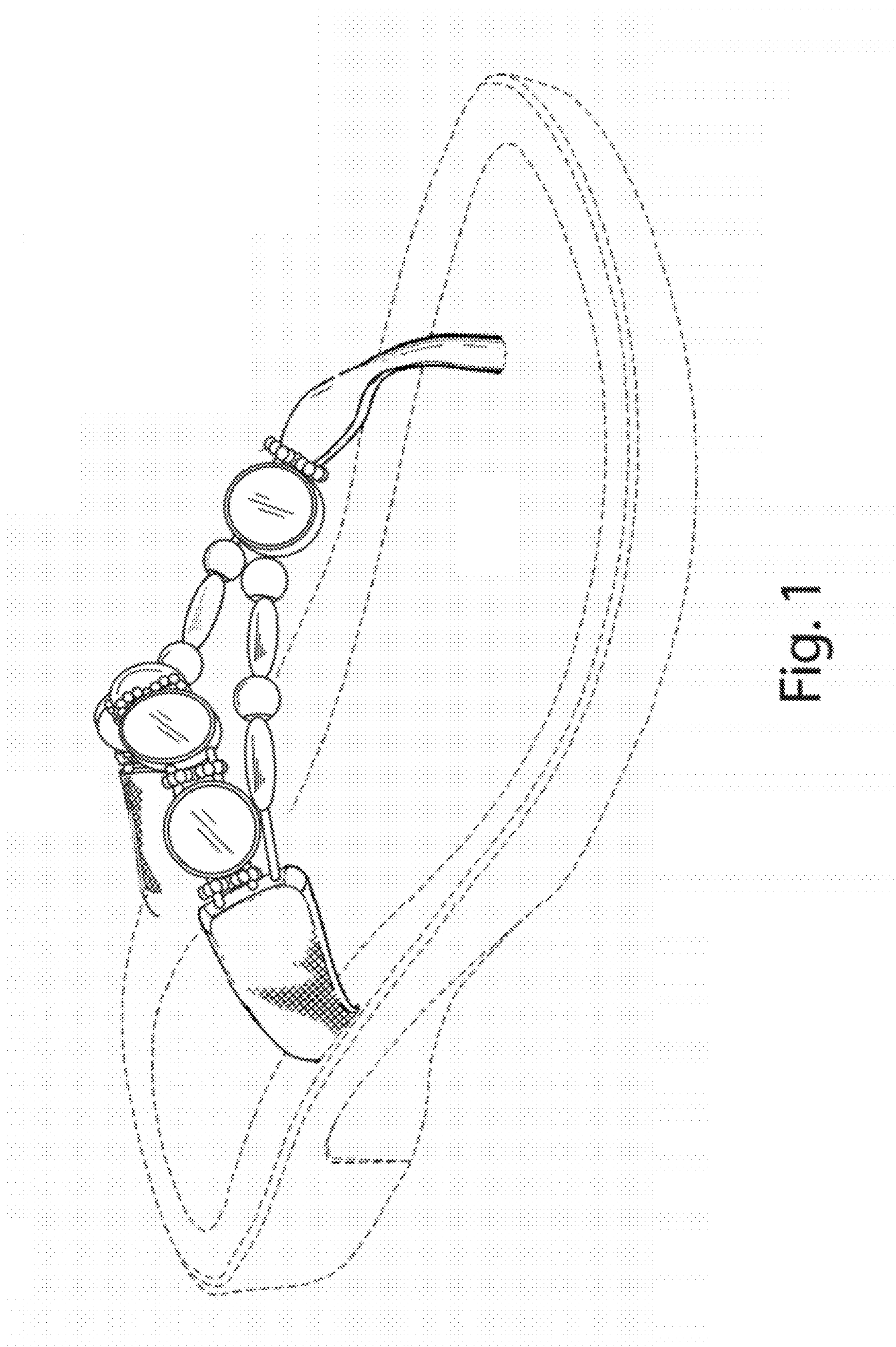


Fig. 1

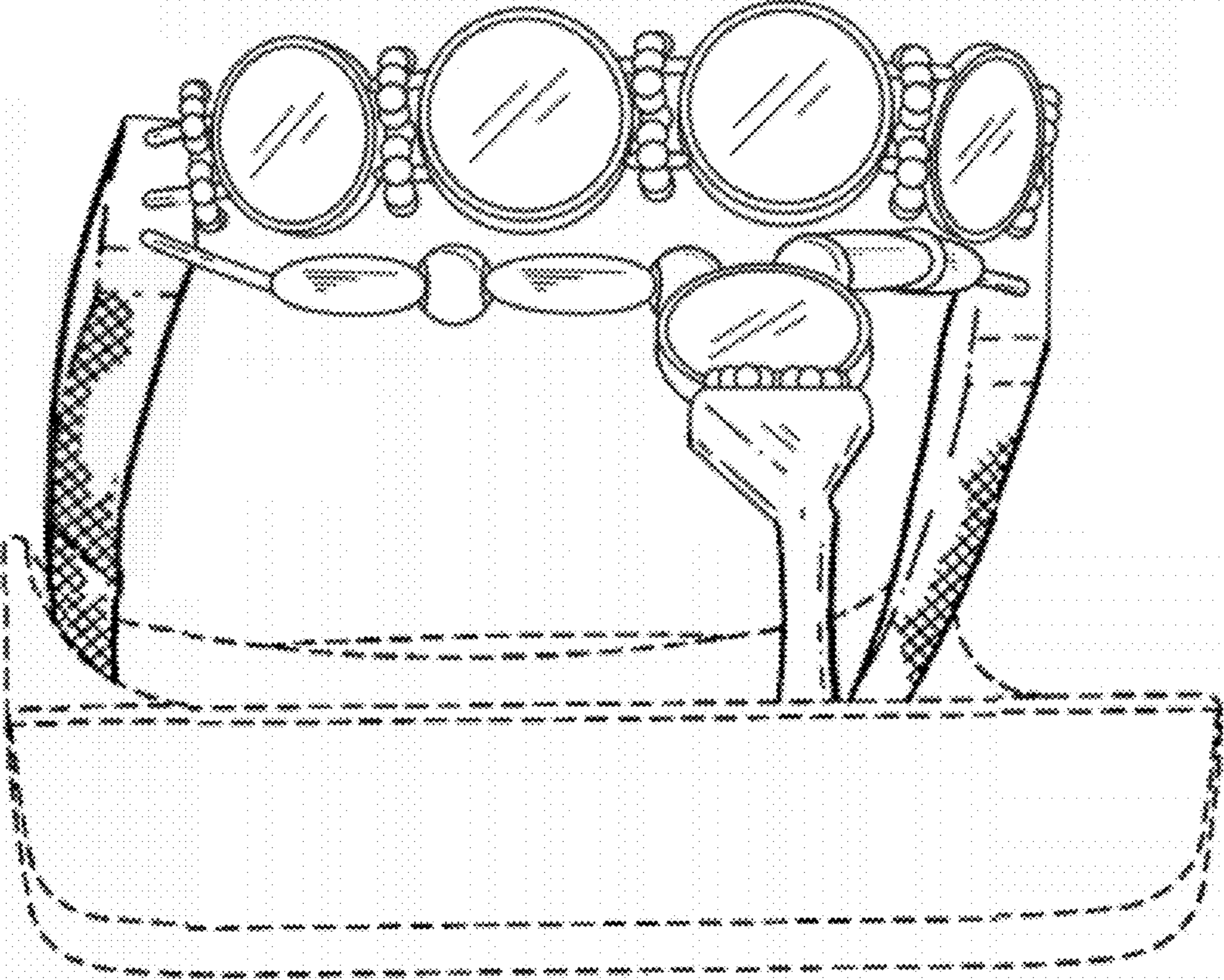


Fig. 2

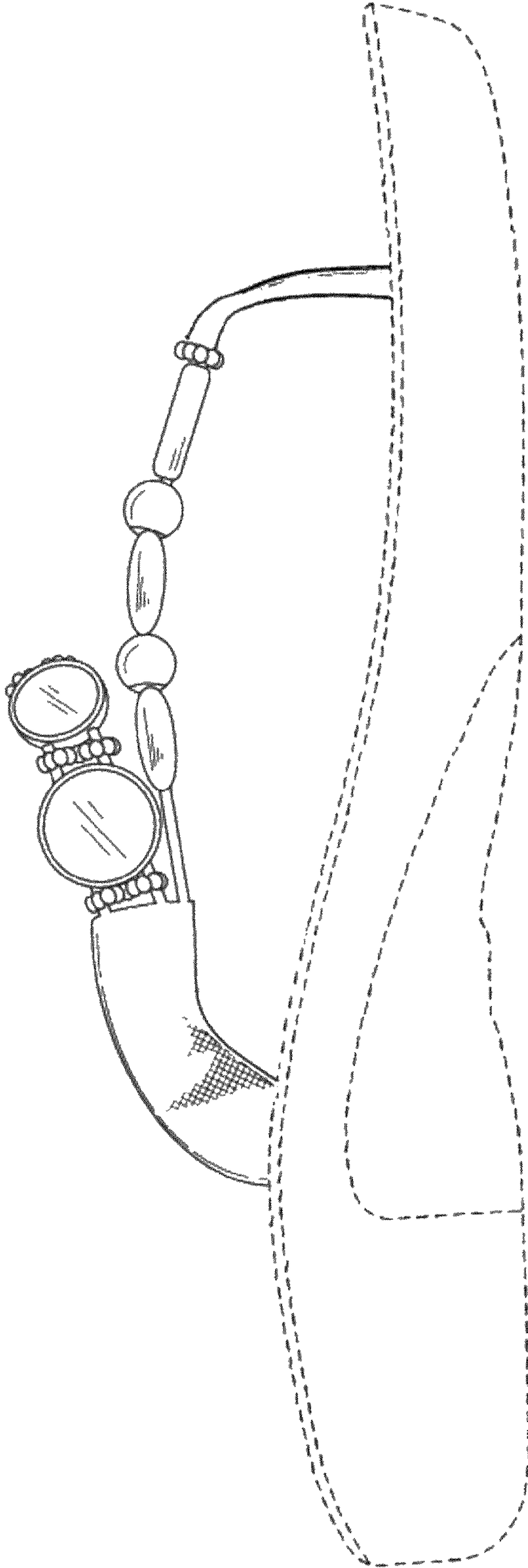


Fig. 3

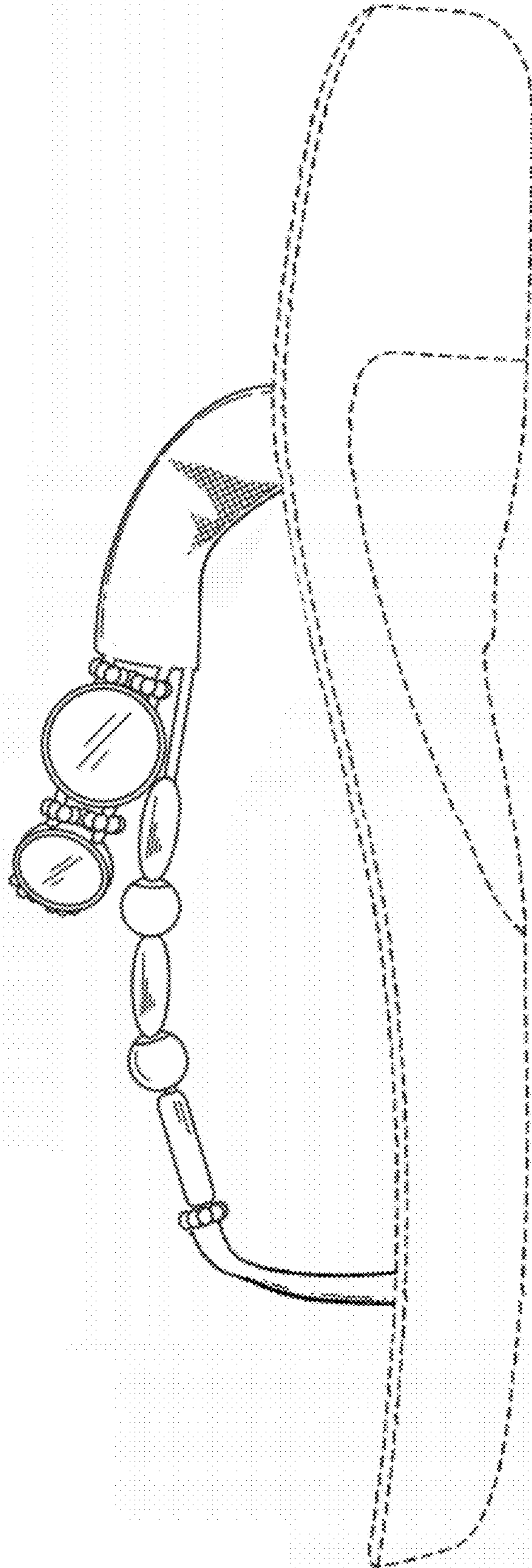


Fig. 4

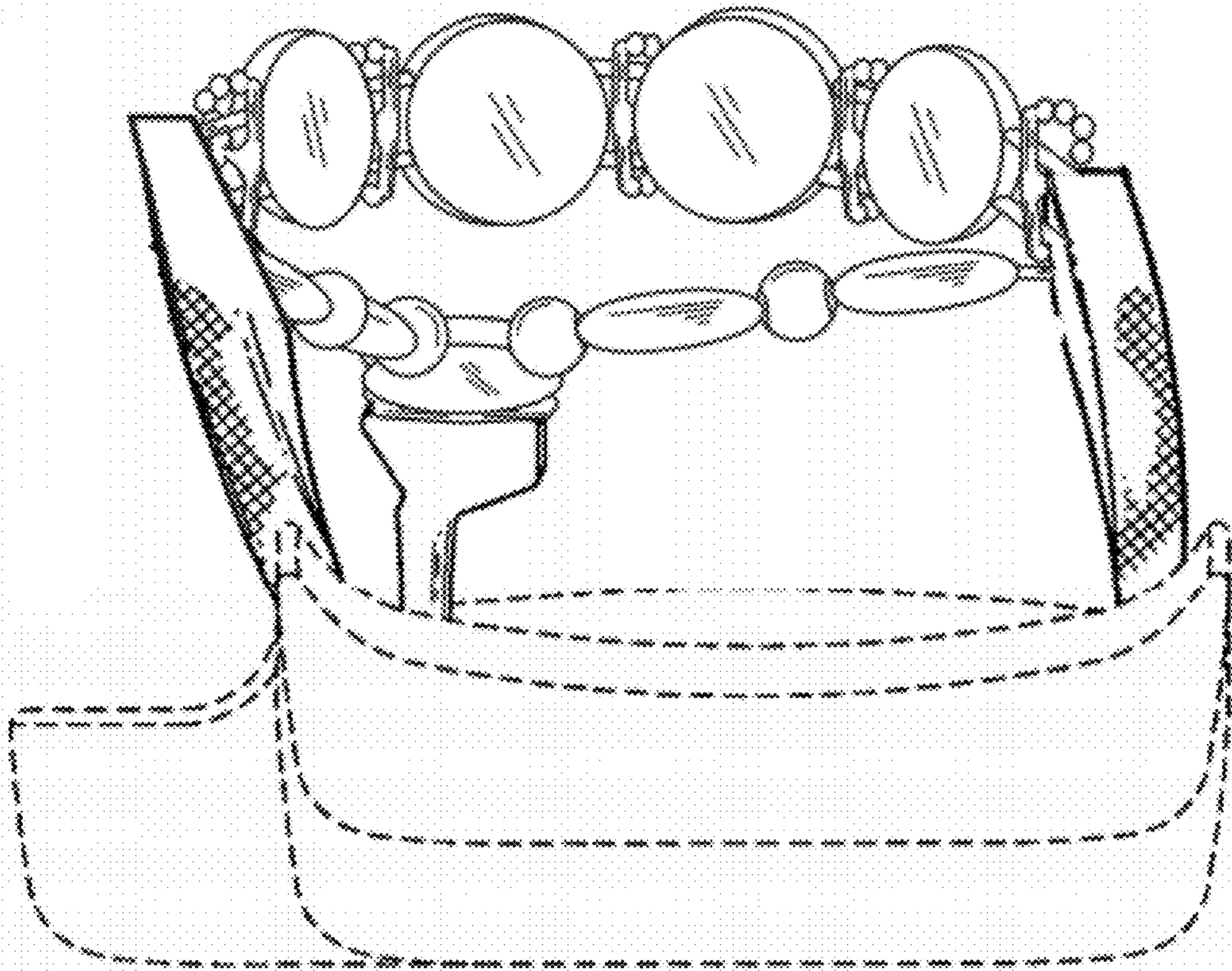


Fig. 5

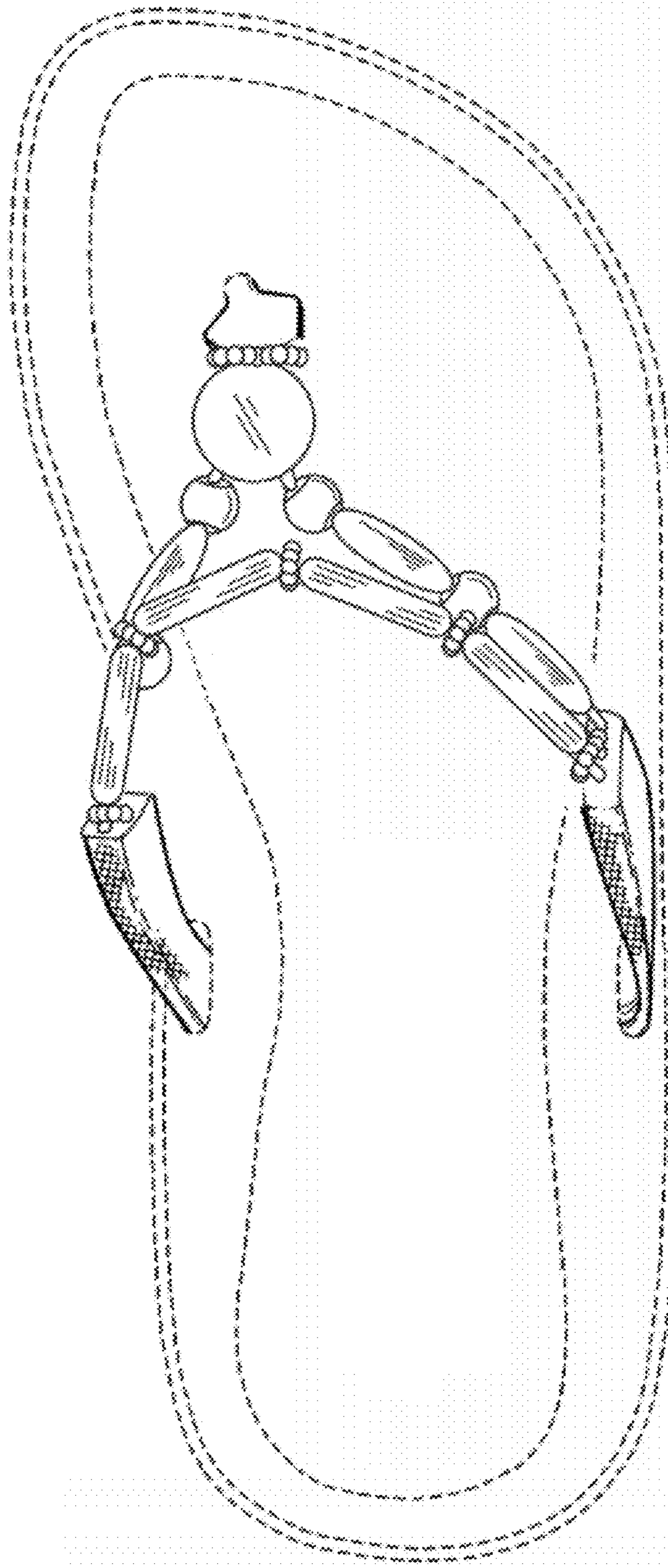


Fig. 6