



US00D661441S

(12) **United States Design Patent**
Bosses

(10) **Patent No.:** **US D661,441 S**
(45) **Date of Patent:** **** Jun. 5, 2012**

- (54) **VACUUM CLEANER OUTER BAG**
- (75) Inventor: **Mark D. Bosses**, Boca Raton, FL (US)
- (73) Assignee: **Zenith Technologies, LLC**, Boca Raton, FL (US)
- (**) Term: **14 Years**
- (21) Appl. No.: **29/381,399**
- (22) Filed: **Dec. 18, 2010**
- (51) **LOC (9) Cl.** **15-05**
- (52) **U.S. Cl.** **D32/30**
- (58) **Field of Classification Search** D32/25,
D32/30-31; 55/367, 369, DIG. 2, DIG. 3,
55/373-374, 376-378; 15/347-353, DIG. 8
See application file for complete search history.

(56) **References Cited**

U.S. PATENT DOCUMENTS

2,864,462	A *	12/1958	Brace	55/367
3,333,523	A *	8/1967	Terzuoli	493/197
D251,668	S *	4/1979	Asberg	D32/30
5,464,460	A *	11/1995	Bosses	55/374
5,820,643	A *	10/1998	Lienenluke et al.	55/367
6,007,594	A *	12/1999	Kaczor	55/367
6,277,165	B1 *	8/2001	Lovett et al.	55/374
6,379,408	B1 *	4/2002	Embree et al.	55/361
6,716,262	B2 *	4/2004	Zimet et al.	55/369
6,802,879	B2 *	10/2004	Scanlon	55/367
7,611,555	B2 *	11/2009	Wattenberg et al.	55/369
D617,064	S *	6/2010	Hengvoss et al.	D32/30
8,002,862	B2 *	8/2011	Schultink	55/367

* cited by examiner

Primary Examiner — T. Chase Nelson
Assistant Examiner — Kathleen M Sims
(74) *Attorney, Agent, or Firm* — Roylance, Abrams, Berdo & Goodman, L.L.P.

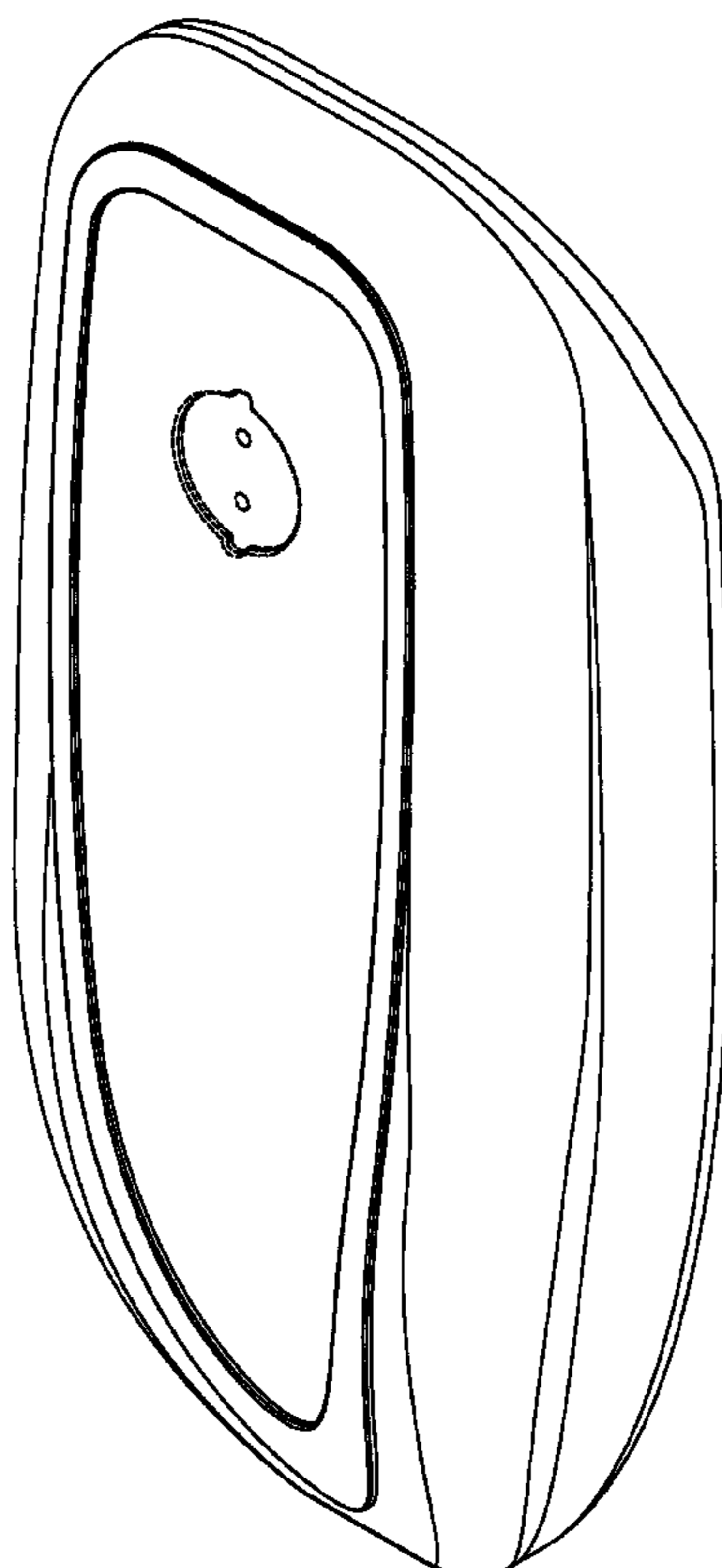
(57) **CLAIM**

The ornamental design for a vacuum cleaner outer bag, as shown and described.

DESCRIPTION

FIG. 1 is a front perspective view of the vacuum cleaner outer bag, showing the new design.
 FIG. 2 is a rear perspective view of the vacuum cleaner outer bag of FIG. 1 rotated 180 degrees.
 FIG. 3 is a top plan view of the vacuum cleaner outer bag of FIG. 1.
 FIG. 4 is a bottom plan view of the vacuum cleaner outer bag of FIG. 1.
 FIG. 5 is a side elevational view of the vacuum cleaner outer bag of FIG. 1.
 FIG. 6 is a front elevational view of the vacuum cleaner outer bag of FIG. 1; and,
 FIG. 7 is a rear elevational view of the vacuum cleaner outer bag of FIG. 1.
 The broken line showing of details in FIGS. 1 and 6 is included for the purpose of showing environmental portions of the vacuum cleaner outer bag and forms no part of the claimed design.

1 Claim, 6 Drawing Sheets



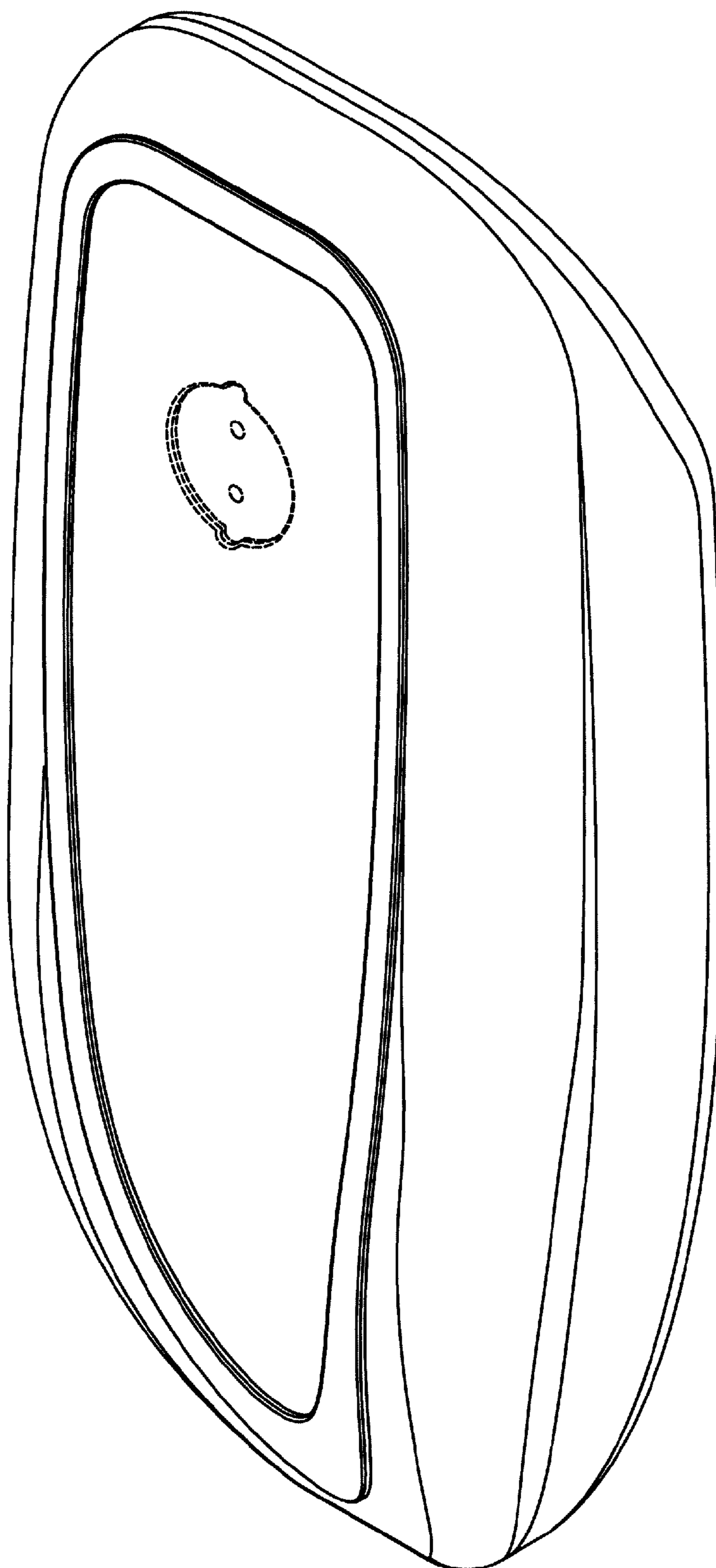


FIG. 1

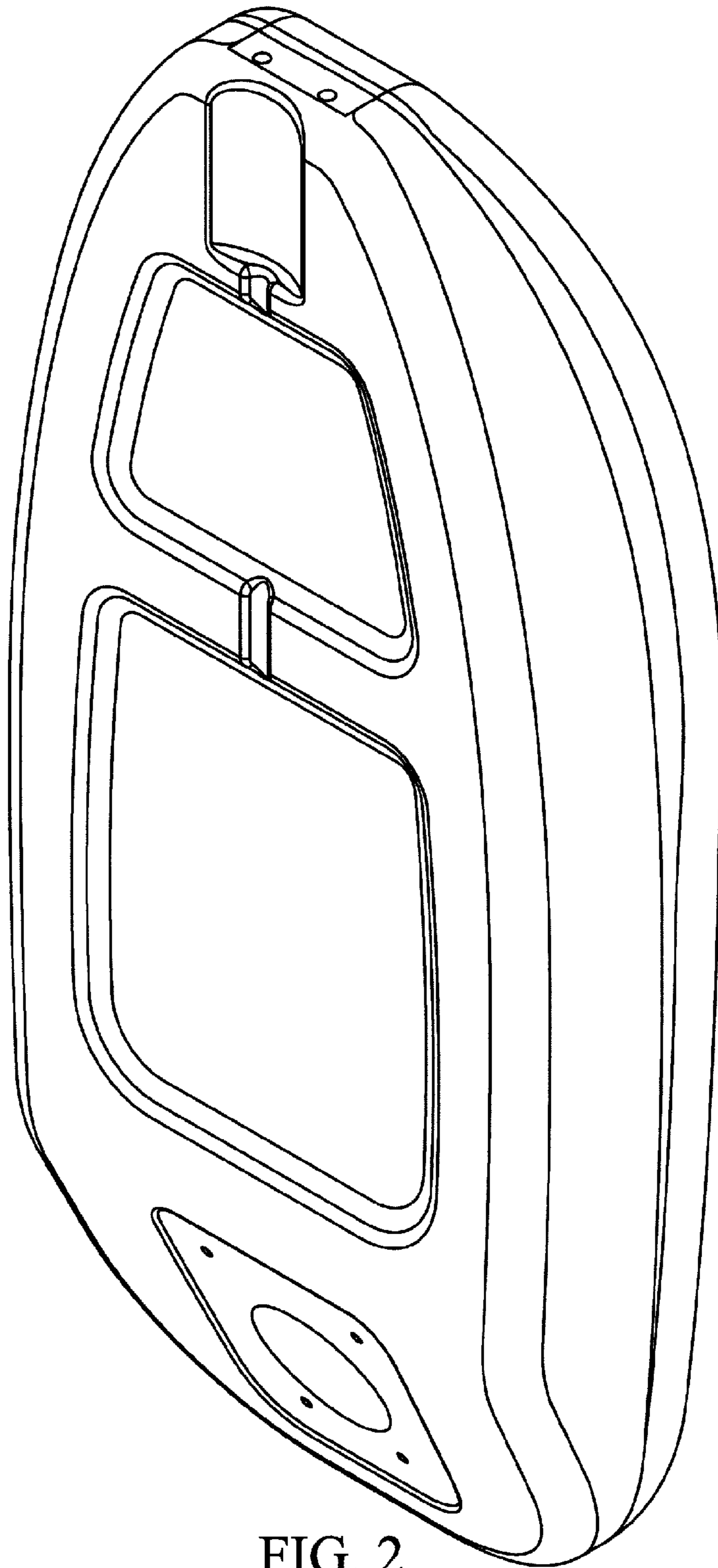


FIG. 2

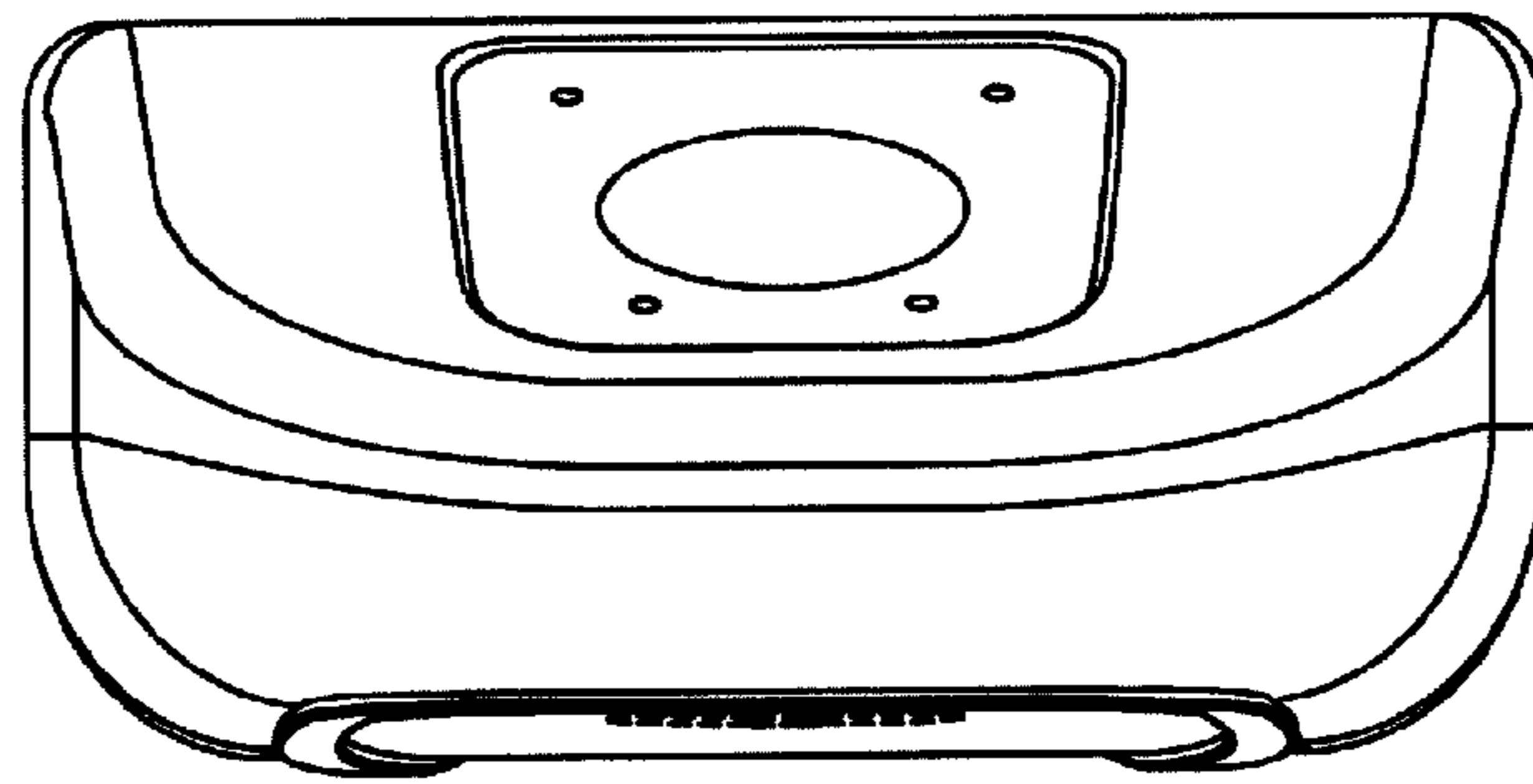


FIG. 3

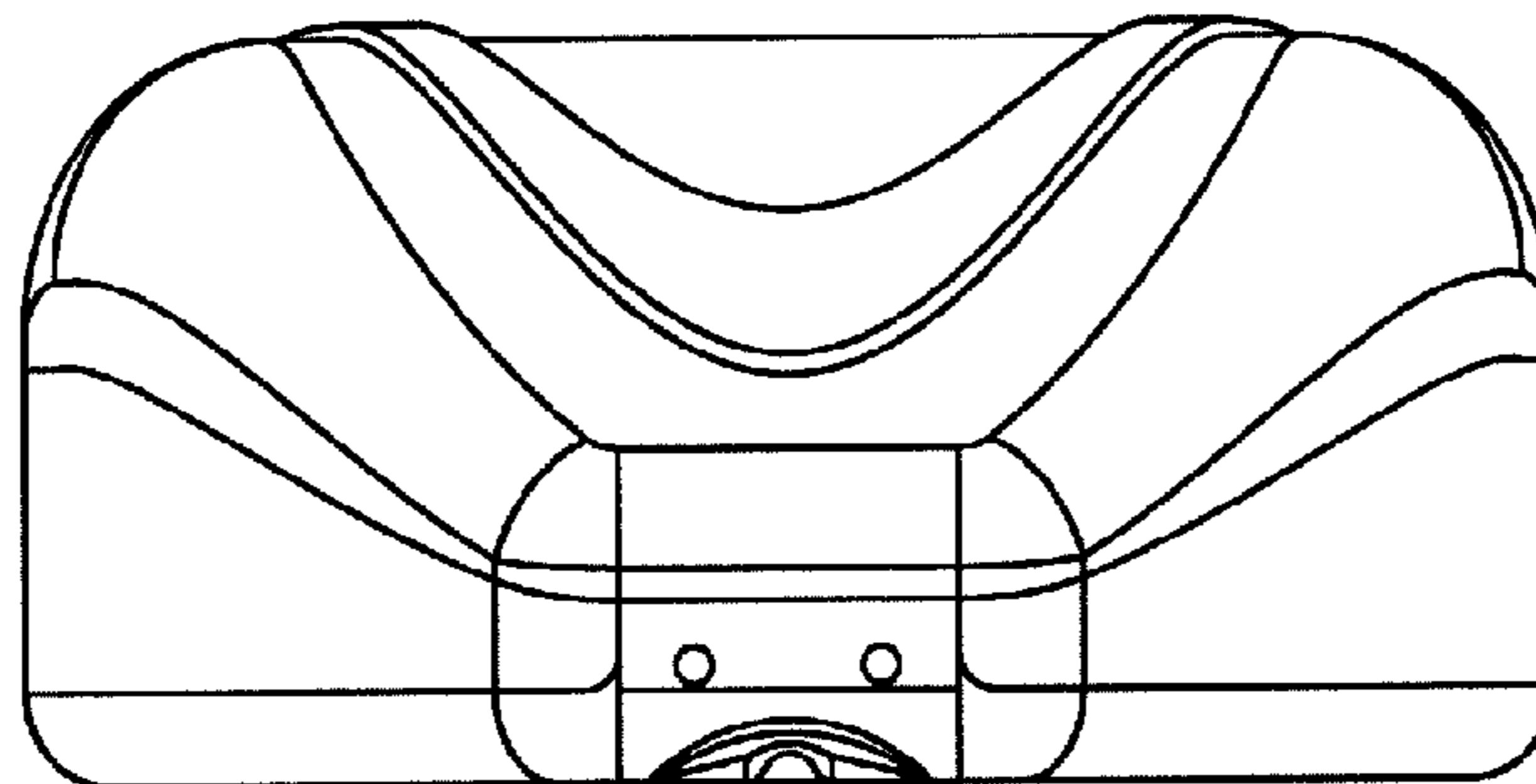


FIG. 4

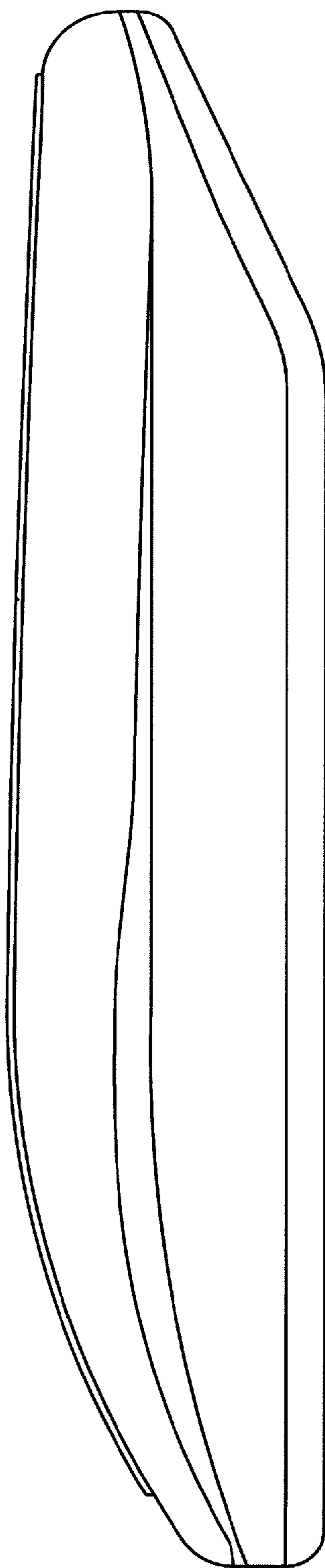


FIG. 5



FIG. 6

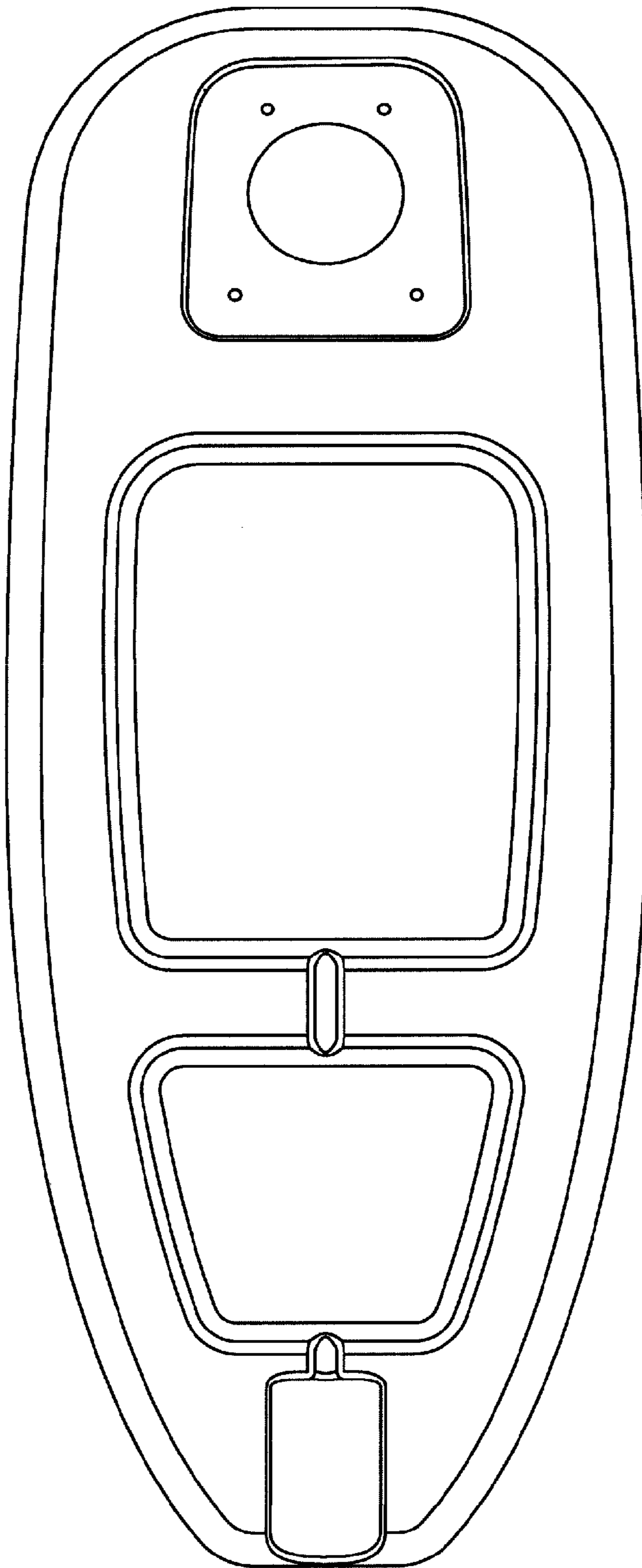


FIG. 7