



US00D661437S

(12) **United States Design Patent**  
**Kim et al.**

(10) **Patent No.:** **US D661,437 S**  
(45) **Date of Patent:** **\*\* Jun. 5, 2012**

(54) **DISH WASHER**

D549,404 S \* 8/2007 Jeon et al. .... D32/2  
D627,937 S \* 11/2010 Kim ..... D32/2  
D627,938 S \* 11/2010 Kim ..... D32/2

(75) Inventors: **Jae Jun Kim**, Seoul (KR); **Dae Kyun Lee**, Seoul (KR); **Jiho Kim**, Kyunggi-do (KR); **Gilock Lee**, Seoul (KR)

\* cited by examiner

(73) Assignee: **Samsung Electronics Co., Ltd.**, Suwon-si (KR)

*Primary Examiner* — T. Chase Nelson  
*Assistant Examiner* — Kathleen M Sims  
(74) *Attorney, Agent, or Firm* — Ladas & Parry LLP

(\*\*) Term: **14 Years**

(57) **CLAIM**  
The ornamental design for a dish washer, as shown and described.

(21) Appl. No.: **29/396,351**

(22) Filed: **Jun. 29, 2011**

**DESCRIPTION**

(51) **LOC (9) Cl.** ..... **15-05**  
(52) **U.S. Cl.** ..... **D32/2**  
(58) **Field of Classification Search** ..... D32/1,  
D32/2, 3, 25, 28; D7/348, 349, 350; 134/56 D,  
134/57 D, 58 D

FIG. 1 is a front/right-side/top perspective view of a dish washer showing our new design;  
FIG. 2 is a front-side elevational view thereof;  
FIG. 3 is a rear-side elevational view thereof;  
FIG. 4 is a left-side elevational view thereof;  
FIG. 5 is a right-side elevational view thereof;  
FIG. 6 is a top-side elevational view thereof; and,  
FIG. 7 is a bottom-side elevational view thereof.  
The broken line showing of details in FIG. 2 is included for the purpose of showing environmental portions of the dish washer and forms no part of the claimed design.

See application file for complete search history.

(56) **References Cited**

**U.S. PATENT DOCUMENTS**

D191,224 S \* 8/1961 Fay ..... D32/2  
D544,657 S \* 6/2007 Jung et al. .... D32/2  
D545,009 S \* 6/2007 Jung et al. .... D32/2

**1 Claim, 7 Drawing Sheets**

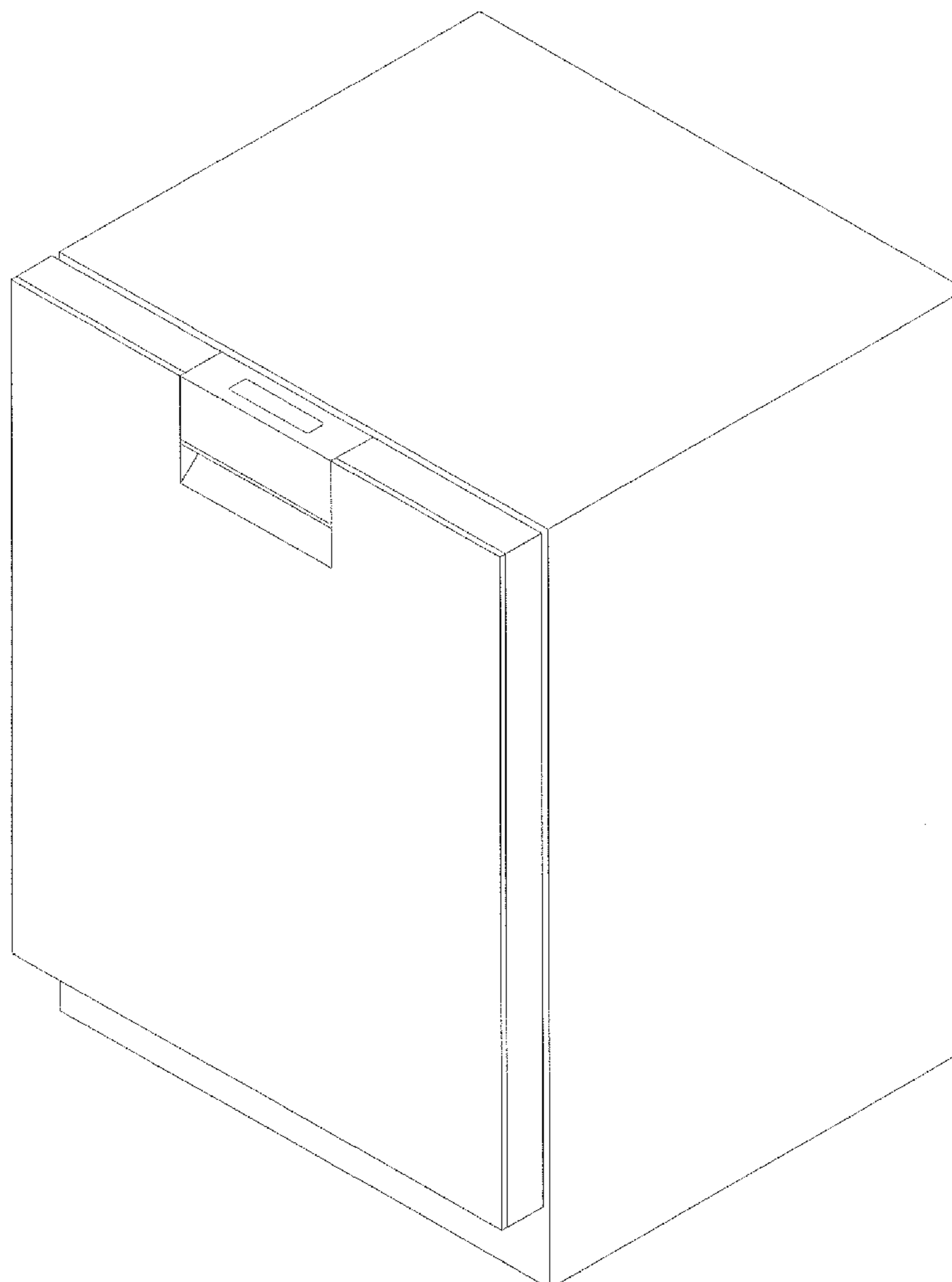


FIG. 1

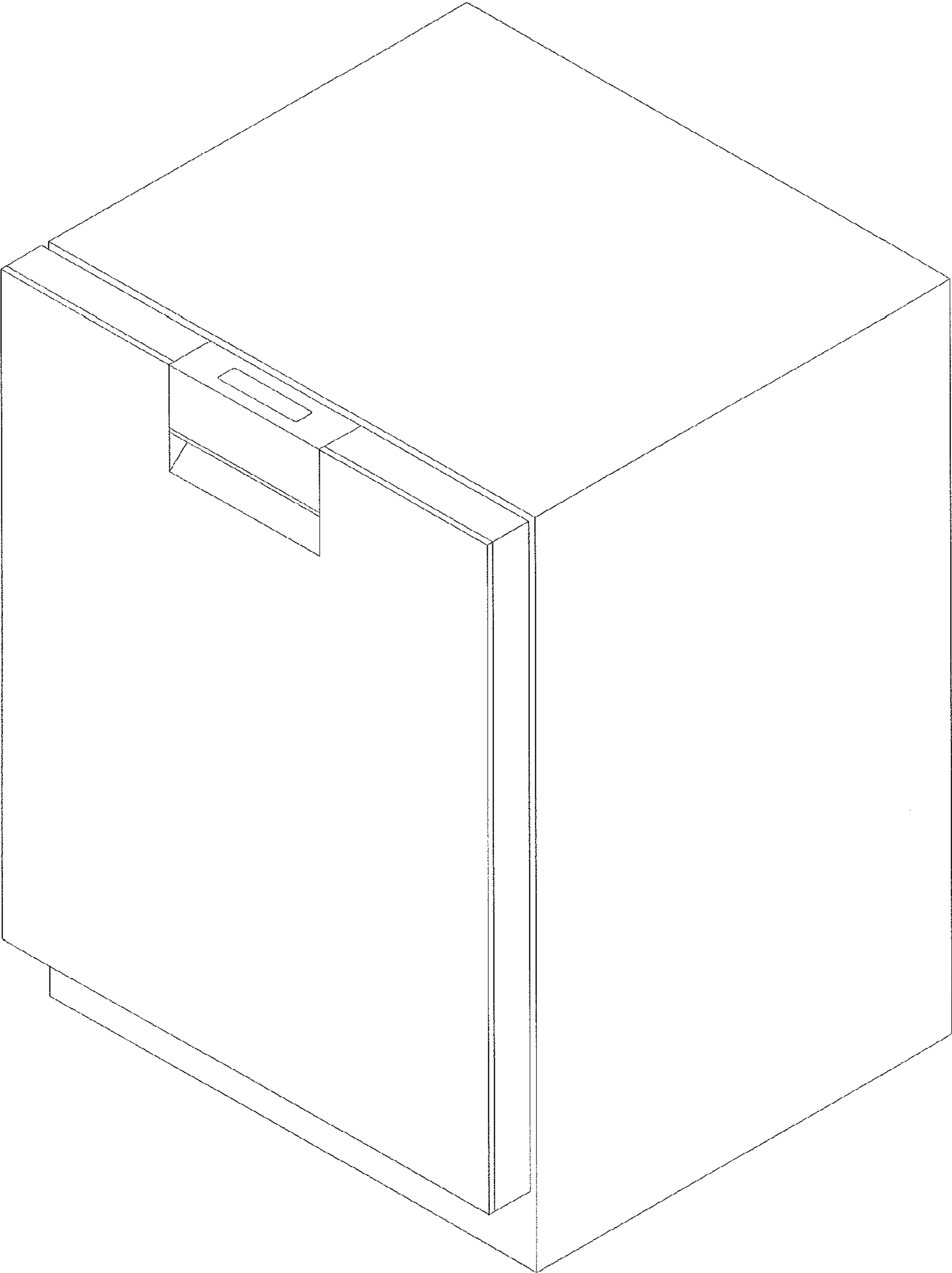



FIG. 2



**FIG. 3**




FIG. 4




FIG. 5




FIG. 6




FIG. 7

