

US00D661429S

(12) **United States Design Patent**
Huthmaker

(10) **Patent No.:** **US D661,429 S**
(45) **Date of Patent:** **** Jun. 5, 2012**

(54) **TOE STRAIGHTENER**
(75) Inventor: **Kathleen Elisabeth Rust Huthmaker**,
Alpharetta, GA (US)
(73) Assignee: **Benchmark Brands, Inc.**, Norcross, GA
(US)
(**) Term: **14 Years**

5,830,553 A 11/1998 Huang
5,906,007 A 5/1999 Roberts
5,946,823 A 9/1999 Yates
D420,785 S 2/2000 Perez
D428,673 S 7/2000 Ikeda
6,093,163 A 7/2000 Chong et al.
6,151,801 A * 11/2000 Frederiksen et al. 36/11.5
D439,704 S 3/2001 Ikeda
6,270,872 B1 8/2001 Cline et al.

(Continued)

(21) Appl. No.: **29/397,709**

(22) Filed: **Jul. 20, 2011**

(51) **LOC (9) Cl.** **28-03**
(52) **U.S. Cl.** **D28/57; D24/192**
(58) **Field of Classification Search** D28/56,
D28/57, 61; D2/916, 917, 969; 36/11.5,
36/94; 132/73; 302/30; 264/DIG. 30; D24/192
See application file for complete search history.

(56) **References Cited**

U.S. PATENT DOCUMENTS

607,950 A 7/1898 Pierrepont et al.
1,055,811 A 3/1913 Scholl
1,103,465 A 7/1914 Jajies
1,163,490 A 12/1915 Weil
1,566,063 A 12/1925 Barry
2,335,665 A 11/1943 Goldmerstein
2,499,768 A 3/1950 McGlumphy
2,595,640 A * 5/1952 Christopoulos 132/73
2,628,623 A * 2/1953 Reid 132/73
2,751,693 A * 6/1956 Baker 36/94
2,808,662 A 10/1957 Webb
2,949,112 A 8/1960 Murray
3,049,120 A 8/1962 Edith
3,299,894 A 1/1967 Charlebois
3,429,309 A 2/1969 Kurth
D271,156 S * 11/1983 Williamson D2/916
D306,084 S * 2/1990 Volz et al. D28/61
4,940,046 A 7/1990 Jacoby
5,076,263 A 12/1991 Funatogawa
5,497,789 A 3/1996 Zook
5,623,734 A 4/1997 Pugliatti
D393,931 S 4/1998 Rue

OTHER PUBLICATIONS

<http://www.feetrelief.com/feetrelief/products2.htm>, "Gel & Non Gel Products For The Balls of The Feet & Toes", Internet Ad, 1 Page Printed Mar. 6, 2011.

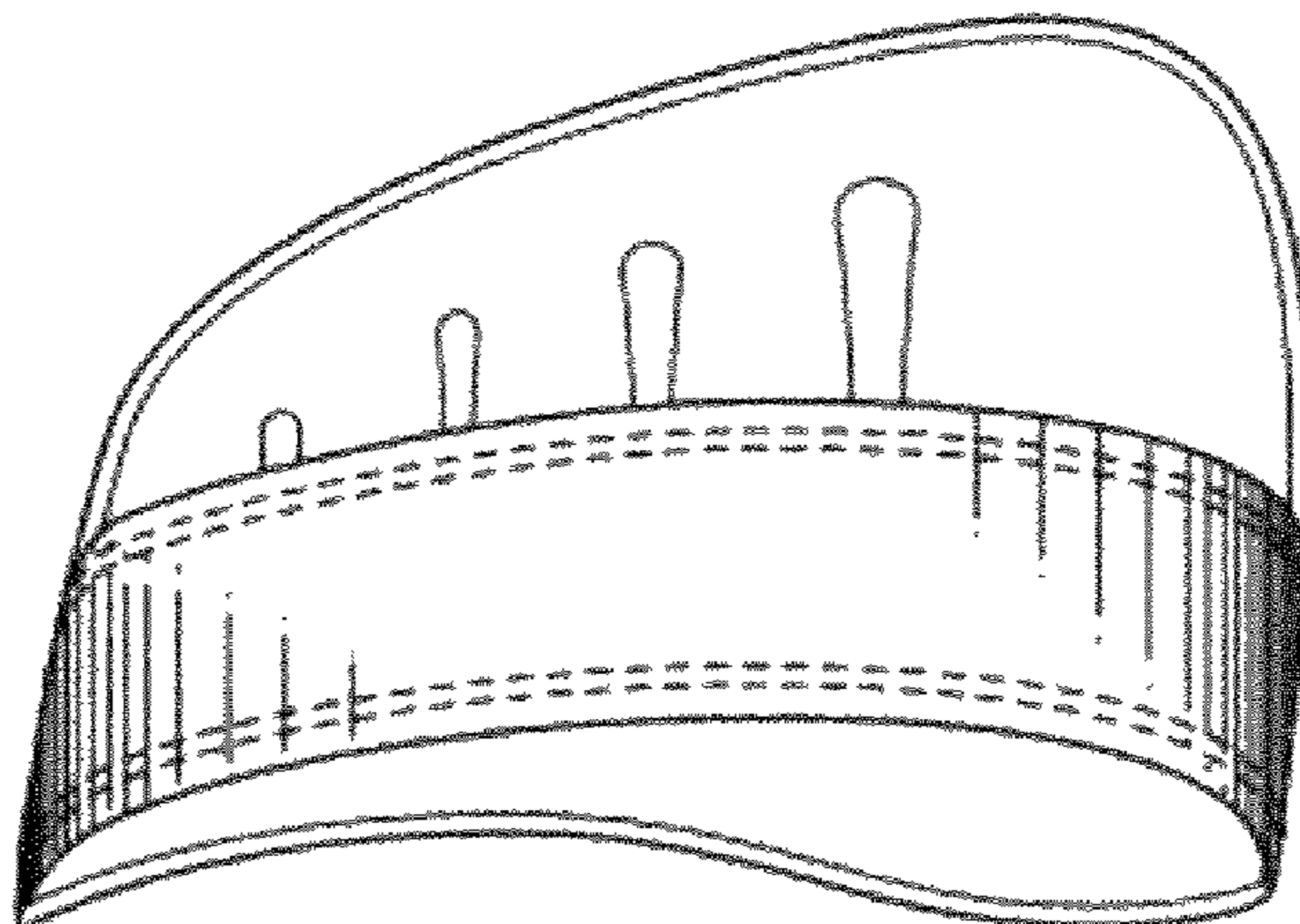
Primary Examiner — Jennifer Rivard
(74) *Attorney, Agent, or Firm* — Pearne & Gordon LLP

(57) **CLAIM**
An ornamental design for a toe straightener, as shown and described.

DESCRIPTION

FIG. 1 is a top plan view of my new design;
FIG. 2 is a left side view thereof;
FIG. 3 is a right side view thereof;
FIG. 4 is a rear end view thereof;
FIG. 5 is a front end view thereof;
FIG. 6 is a bottom plan view thereof;
FIG. 7 is a top plan view thereof, with a strap portion appearing in FIG. 1 removed;
FIG. 8 is a left side view thereof, with the strap portion removed; and,
FIG. 9 is a right side view thereof, with the strap portion removed.
The broken line showings of FIGS. 1-9 are for illustrative purposes only and form no part of the claimed design.
The strap has been removed in FIGS. 7-9 for convenience of illustration.

1 Claim, 2 Drawing Sheets



US D661,429 S

Page 2

| U.S. PATENT DOCUMENTS | | | | | | | | | | | |
|-----------------------|-----|---------|--------------------|--------------|--------|--------------|-----------|---------|----------------|-------|--------|
| D468,056 | S | 12/2002 | Goldberg et al. | D632,013 | S * | 2/2011 | Irwin | | D28/57 | | |
| 6,678,971 | B2 | 1/2004 | Brooks | D646,870 | S * | 10/2011 | Patterson | | D2/917 | | |
| D498,916 | S | 11/2004 | Lowell | 2004/0055179 | A1 | 3/2004 | Wang | | | | |
| D575,484 | S * | 8/2008 | Kalinsky | | D2/917 | 2005/0251081 | A1 | 11/2005 | McClanahan | | |
| D591,487 | S | 5/2009 | Hayek | | | 2006/0243291 | A1 * | 11/2006 | Daley | | 132/73 |
| D593,733 | S * | 6/2009 | Frederiksen et al. | | D2/917 | 2008/0132820 | A1 | 6/2008 | Buckman et al. | | |
| D612,946 | S | 3/2010 | Ferri | | | 2008/0255490 | A1 | 10/2008 | Daley | | |
| 7,681,332 | B2 | 3/2010 | Allen | | | 2010/0170027 | A1 | 7/2010 | Steel | | |
| D613,909 | S | 4/2010 | Oban | | | 2010/0263237 | A1 * | 10/2010 | Cuellar et al. | | 36/136 |
| 7,847,143 | B2 | 12/2010 | Moramarco et al. | | | | | | | | |

* cited by examiner

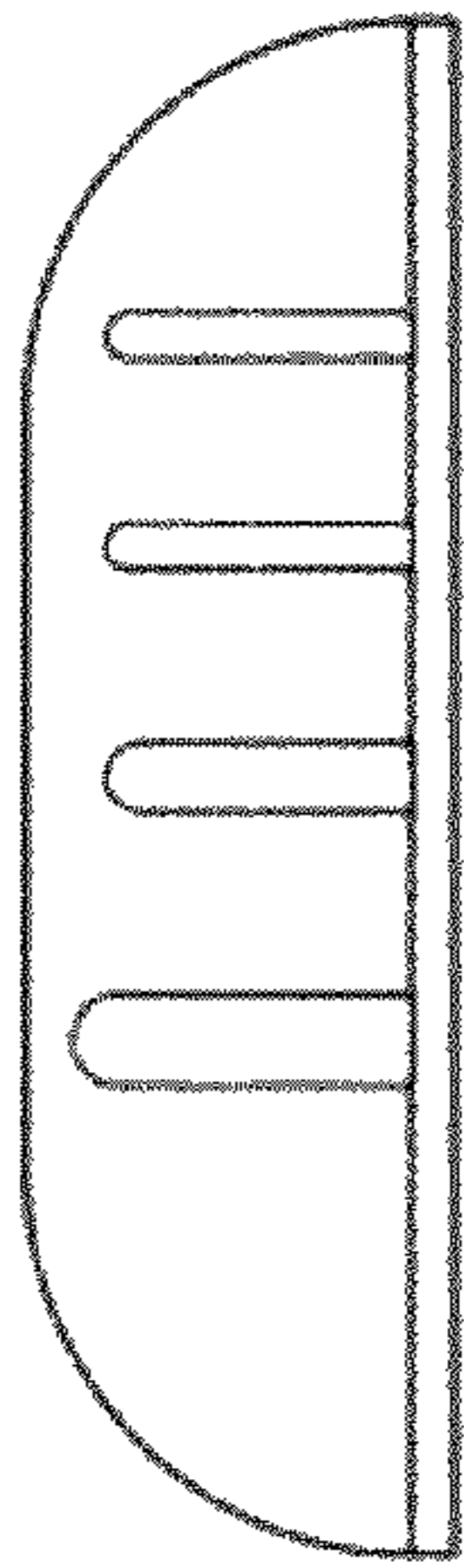


FIG. 4

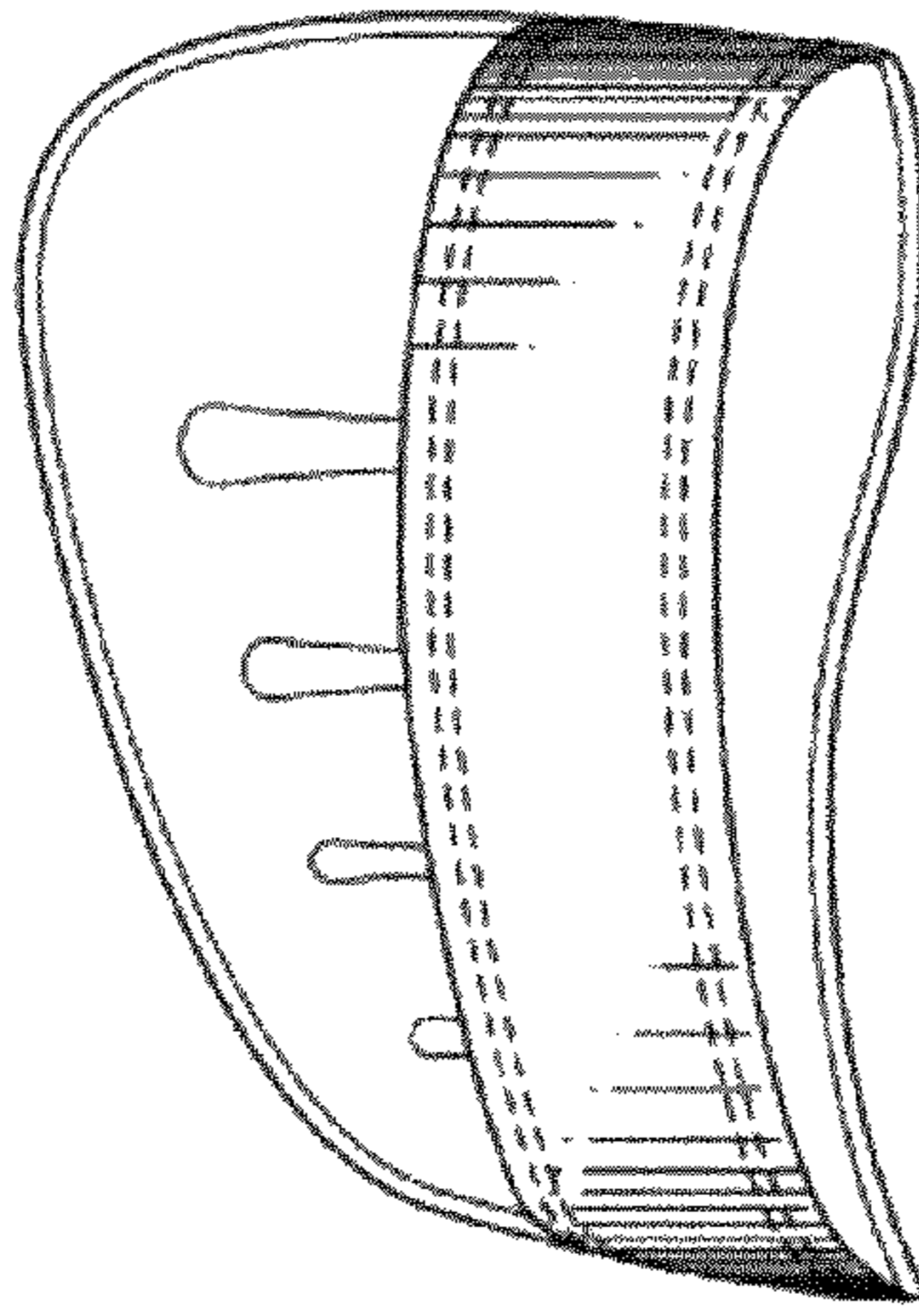


FIG. 1

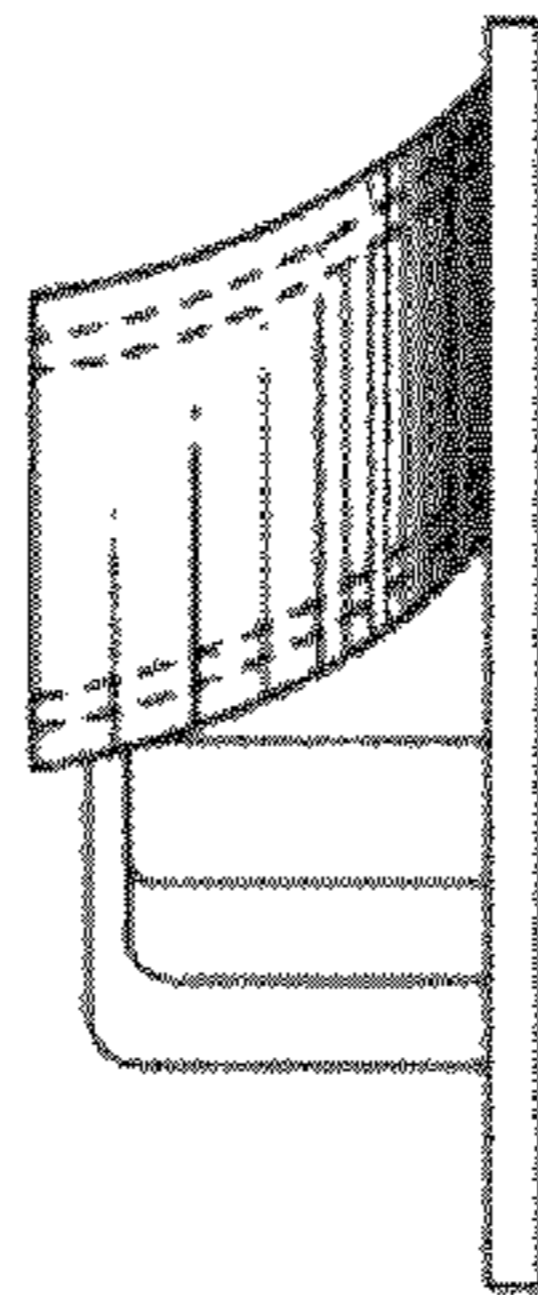


FIG. 2




FIG. 3

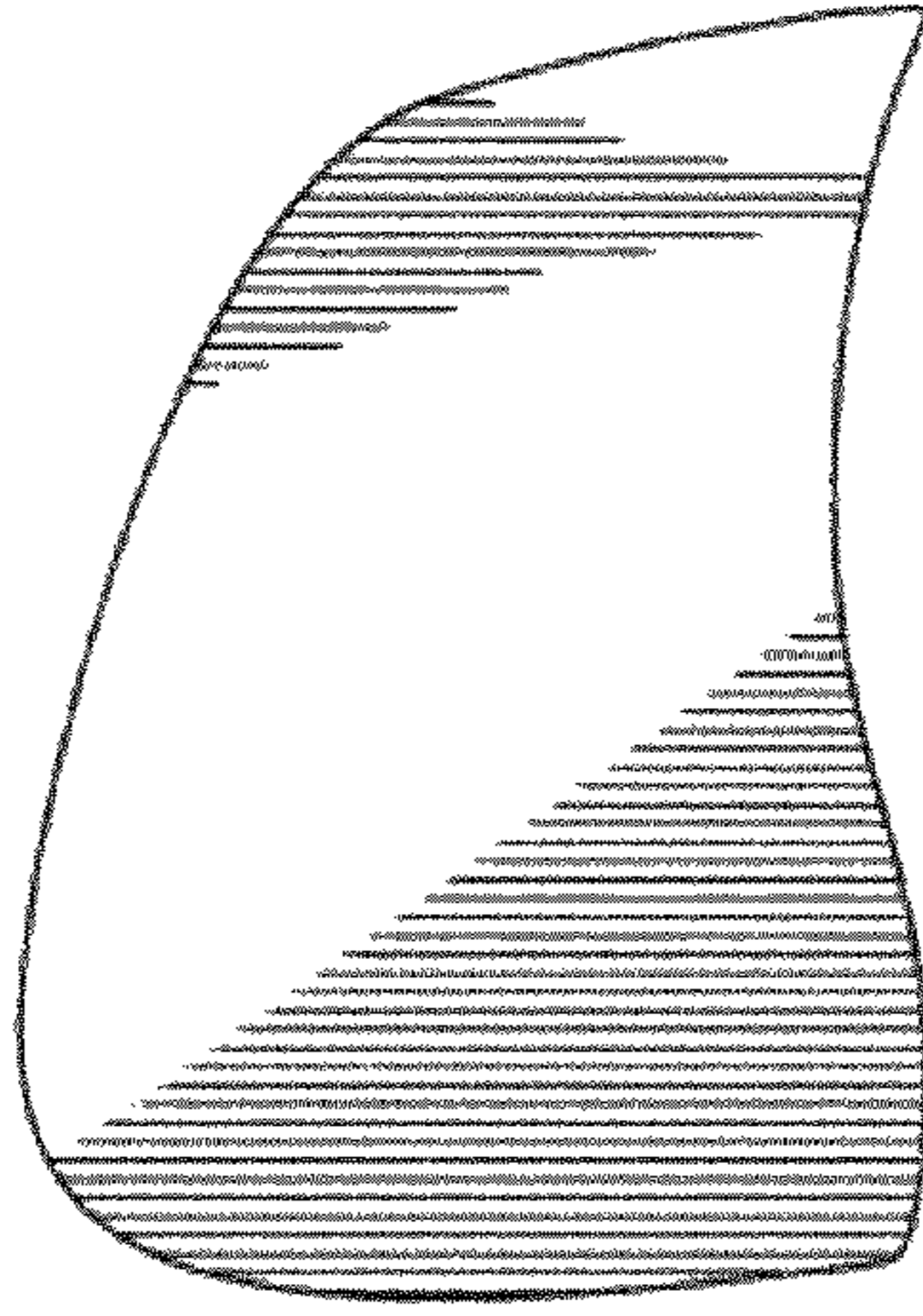


FIG. 6

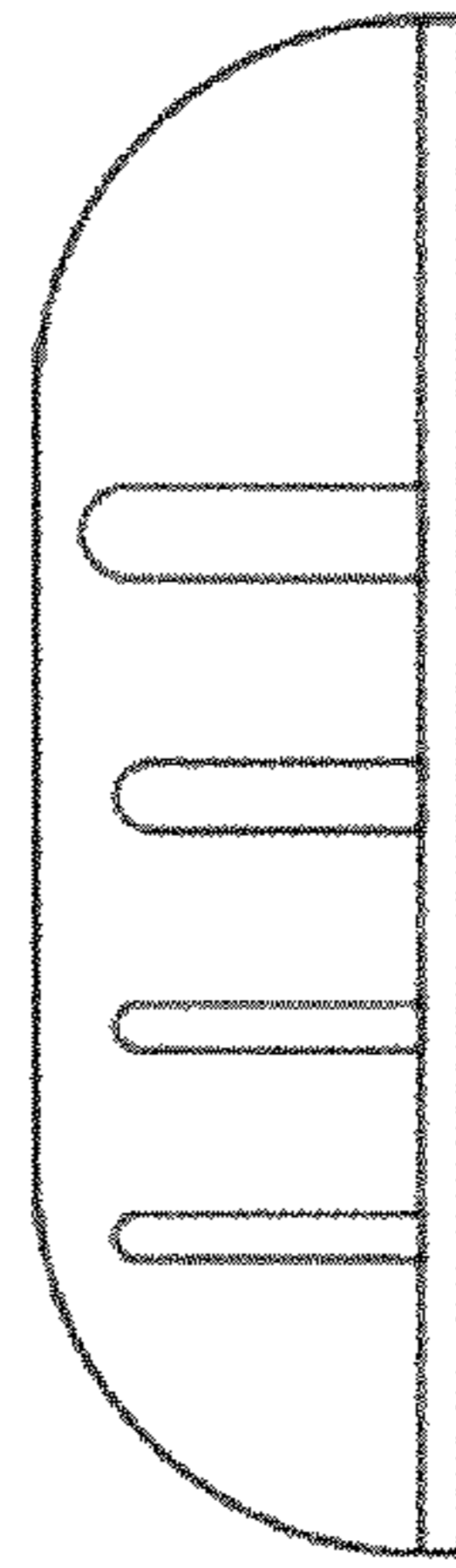


FIG. 5

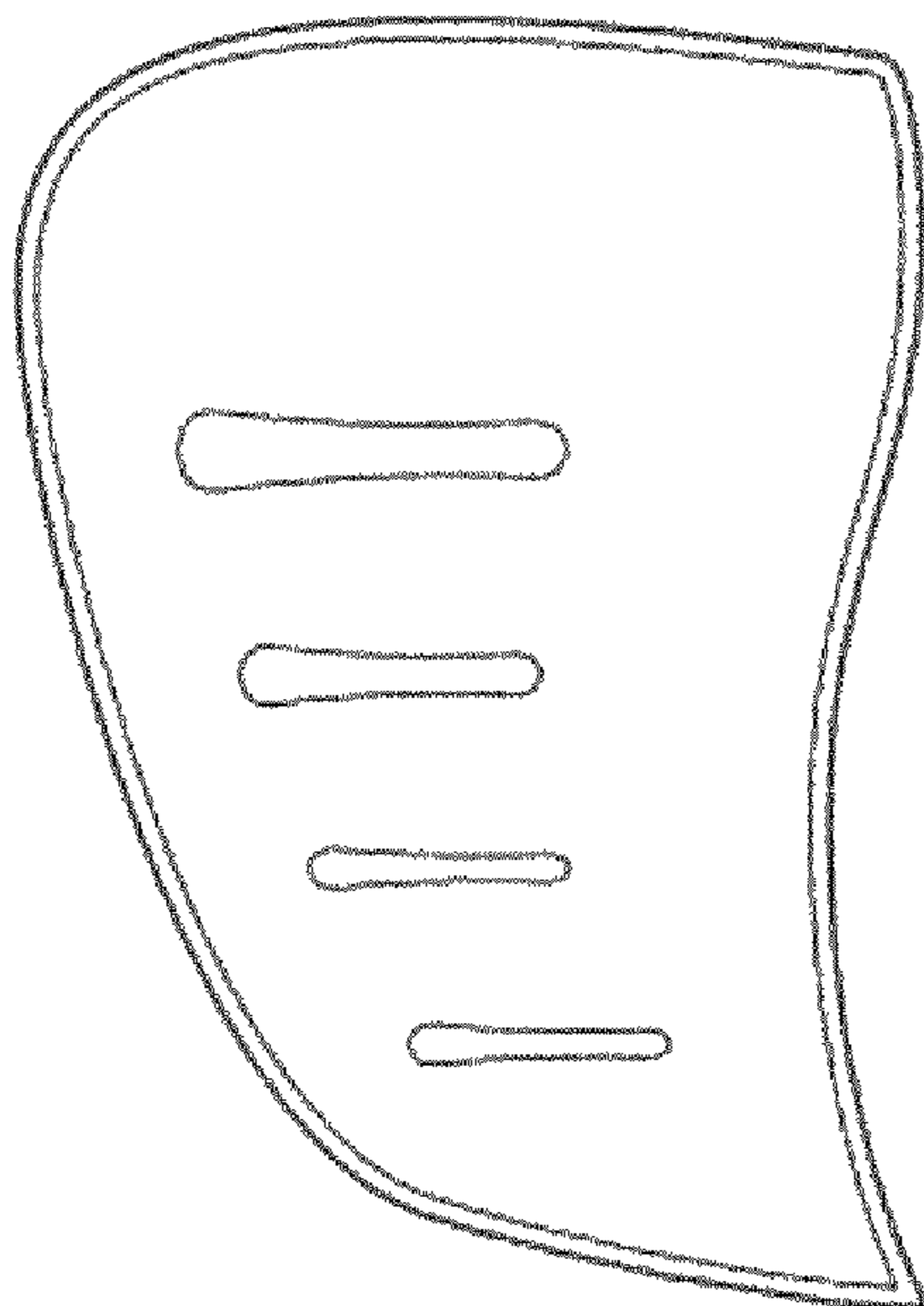


FIG. 7




FIG. 8




FIG. 9