



US00D661408S

(12) **United States Design Patent**
Riccobene

(10) **Patent No.:** **US D661,408 S**
(45) **Date of Patent:** **** Jun. 5, 2012**

(54) **PATIO STONE**

(75) Inventor: **Thomas S. Riccobene**, Albuquerque,
NM (US)

(73) Assignee: **Keystone Retaining Wall Systems, Inc.**,
Minneapolis, MN (US)

(**) Term: **14 Years**

(21) Appl. No.: **29/401,218**

(22) Filed: **Sep. 8, 2011**

(51) **LOC (9) Cl.** **25-01**

(52) **U.S. Cl.** **D25/113**

(58) **Field of Classification Search** D25/102-118,
D25/136, 138, 140, 144, 151, 152, 153, 156-162,
D25/164; D21/484-491, 499-504; 405/16,
405/284, 286; 52/503-505, 574, 575, 596-612;
404/27-42

See application file for complete search history.

(56) **References Cited**

U.S. PATENT DOCUMENTS

D21,825 S *	8/1892	Deslauriers	D25/160
D62,881 S *	8/1923	Castellani	D25/113
D67,919 S *	7/1925	Wood	D25/113
D199,185 S *	9/1964	Brody et al.	D25/158
5,173,003 A	12/1992	Hair		
5,902,069 A	5/1999	Barth		
D431,871 S	10/2000	Abbrancati		
D451,208 S *	11/2001	Falconer	D25/113
6,471,440 B1	10/2002	Scheiwiller		
D479,340 S *	9/2003	Sooferian	D25/113

7,393,155 B2	7/2008	Riccobene		
D618,364 S *	6/2010	Schrom et al.	D25/113
D645,980 S *	9/2011	Schrom et al.	D25/113
D656,244 S *	3/2012	MacDonald et al.	D25/113
2004/0250495 A1	12/2004	Manthei		

OTHER PUBLICATIONS

Pavestone brochure, City Stone, Holland Stone, published before 2010.

Oldcastle brochure, published 2002.

Pavestone Brochure, Patio Dreamscapes, published 2003.

* cited by examiner

Primary Examiner — Anhdao Doan

(74) *Attorney, Agent, or Firm* — Greer, Burns & Crain, Ltd.

(57) **CLAIM**

The ornamental design for a patio stone, as shown and described.

DESCRIPTION

FIG. 1 is a perspective view of a patio stone showing my new design.

FIG. 2 is a top plan view thereof.

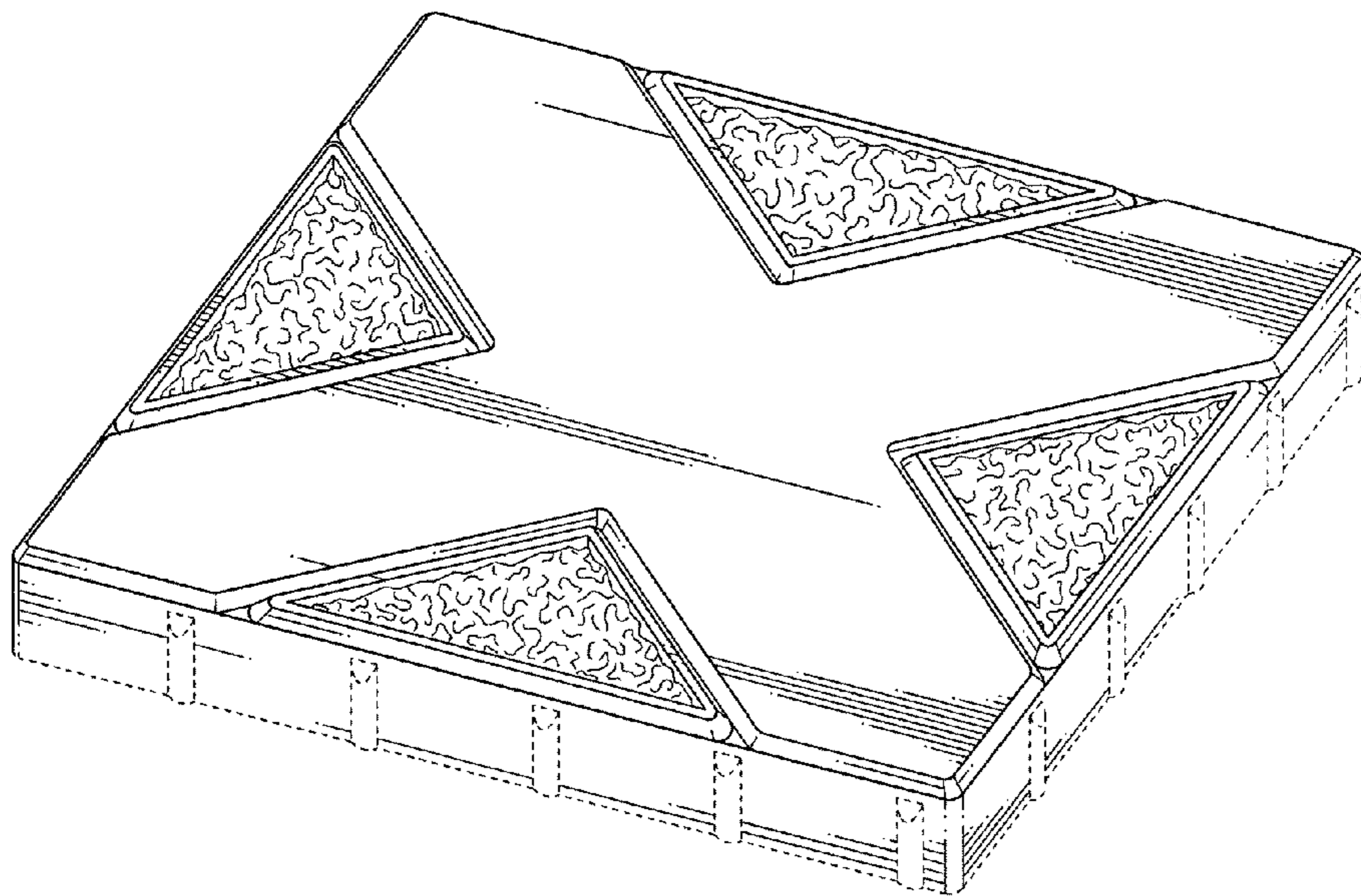
FIG. 3 is a side elevational thereof. All four sides are the same.

FIG. 4 is a bottom view thereof; and,

FIG. 5 is a cross-sectional view thereof taken along line 5-5 of FIG. 2.

The dashed lines in FIGS. 1-5 represent unclaimed portions of the patio stone or define bounds of the claimed design and form no part of the claimed design.

1 Claim, 3 Drawing Sheets



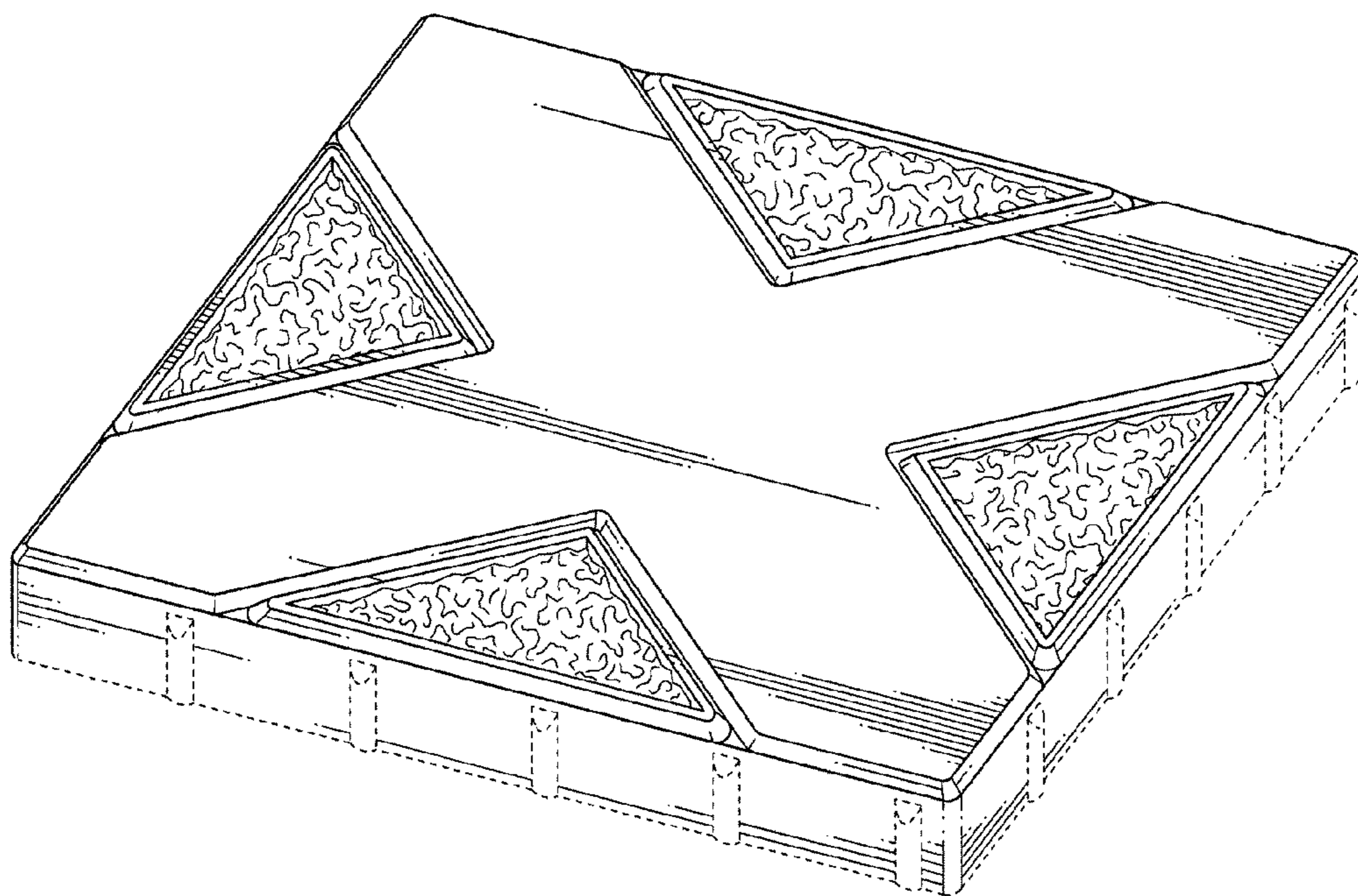


FIG. 1




FIG. 2




FIG. 3




FIG. 4




FIG. 5