



US00D661400S

(12) **United States Design Patent**
McPike

(10) **Patent No.:** **US D661,400 S**
(45) **Date of Patent:** **** Jun. 5, 2012**

- (54) **DISPOSABLE ARM CAST COVER**
- (76) Inventor: **Everett McPike**, Jacksonville, AR (US)
- (**) Term: **14 Years**
- (21) Appl. No.: **29/373,530**
- (22) Filed: **Apr. 21, 2011**

Related U.S. Application Data

- (63) Continuation-in-part of application No. 29/349,873, filed on May 14, 2010, now abandoned.
 - (51) **LOC (9) Cl.** **24-01**
 - (52) **U.S. Cl.** **D24/190**
 - (58) **Field of Classification Search** D24/190; D2/610, 622; D29/118, 120.1; 602/3, 23, 602/27, 61, 62; 128/846, 849, 856, DIG. 20; 2/16, 59, 158-160, 240
- See application file for complete search history.

References Cited

U.S. PATENT DOCUMENTS

338,790	A *	3/1886	Slack	2/59
2,069,643	A *	2/1937	Burke	604/292
2,748,397	A *	6/1956	Stolzenberg	2/240
3,327,320	A *	6/1967	Forsyth	2/158
D249,749	S *	10/1978	Wanous	D2/622
4,194,248	A *	3/1980	Verschaeve	2/158
4,254,765	A *	3/1981	Brown et al.	602/3
4,346,699	A *	8/1982	Little et al.	602/3
4,530,350	A *	7/1985	Brown et al.	602/3
4,562,834	A *	1/1986	Bates et al.	602/3
4,966,135	A *	10/1990	Renfrew	602/3
4,986,265	A *	1/1991	Caponi	602/3

5,016,648	A *	5/1991	Brown et al.	128/846
D323,217	S *	1/1992	Holden	D24/190
D340,115	S *	10/1993	Carmack	D24/190
5,406,649	A *	4/1995	Bolembach	2/158
5,720,713	A *	2/1998	Hutchison	602/3
D417,939	S *	12/1999	Grinberg	D2/622
6,126,621	A *	10/2000	Aceves	602/3
6,857,133	B2 *	2/2005	Reynolds	2/16
6,916,301	B1 *	7/2005	Clare	602/3
7,198,608	B2 *	4/2007	Wyckoff	602/3
D550,404	S *	9/2007	Salazar et al.	D29/120.1
D552,801	S *	10/2007	Van Trojen	D29/120.1
D619,725	S *	7/2010	Puffer et al.	D24/190
2003/0191424	A1 *	10/2003	Skinner	602/62
2004/0199092	A1 *	10/2004	Biewend et al.	602/3
2005/0020949	A1 *	1/2005	Switzer et al.	602/3
2010/0234781	A1 *	9/2010	Cassidy	602/3
2010/0249681	A1 *	9/2010	Brown et al.	602/3

* cited by examiner

Primary Examiner — Susan E Krakower
(74) *Attorney, Agent, or Firm* — Stephen D. Carver

(57) **CLAIM**

The ornamental design for a disposable arm cast cover, as shown and described.

DESCRIPTION

FIG. 1 is a front perspective view of a disposable arm cast cover showing my new design;
FIG. 2 is a side elevational view thereof, the opposite side view comprising a mirror image;
FIG. 3 is a top plan view thereof;
FIG. 4 is a front elevational view thereof; and,
FIG. 5 is a rear elevational view thereof.

1 Claim, 3 Drawing Sheets

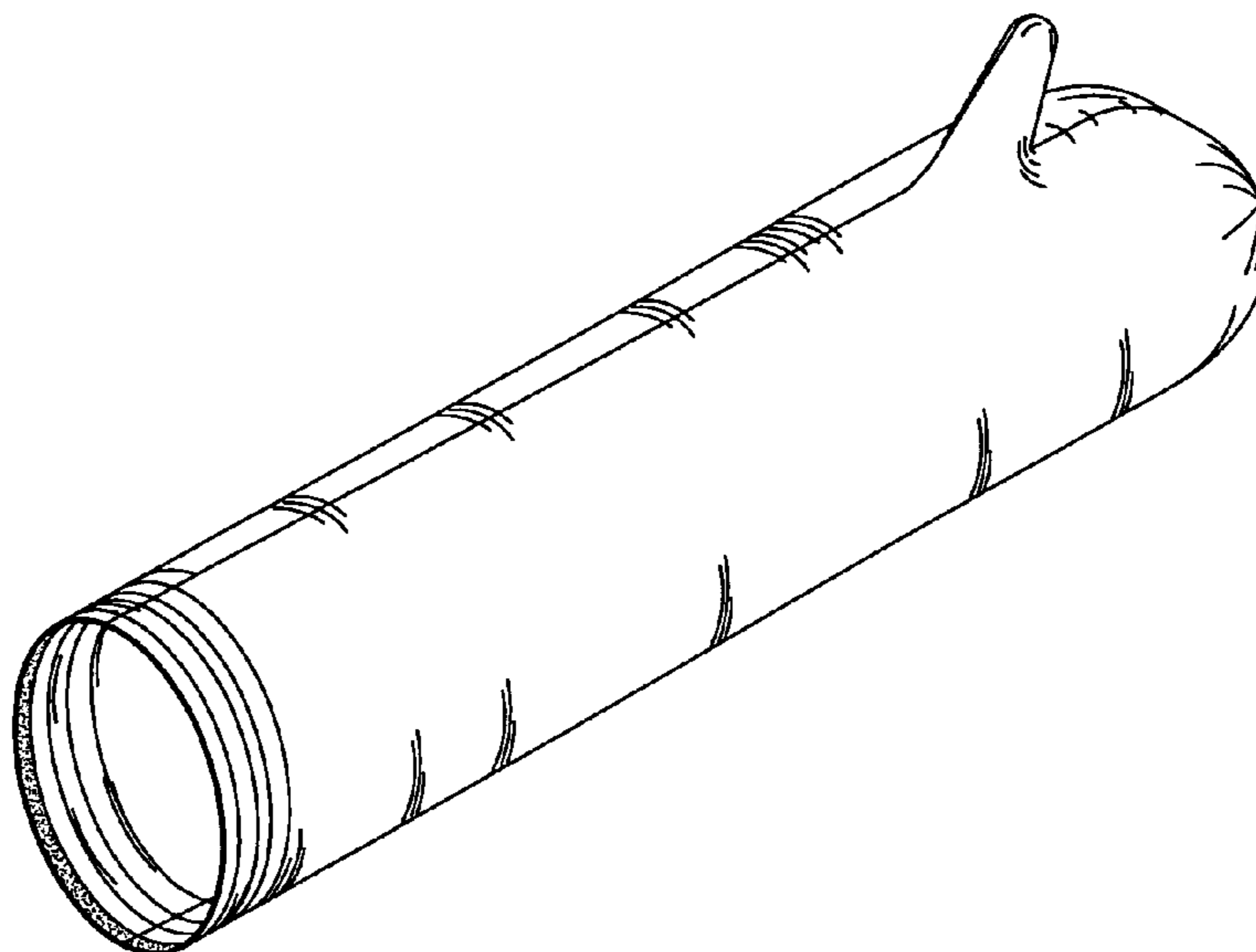


Fig. 1

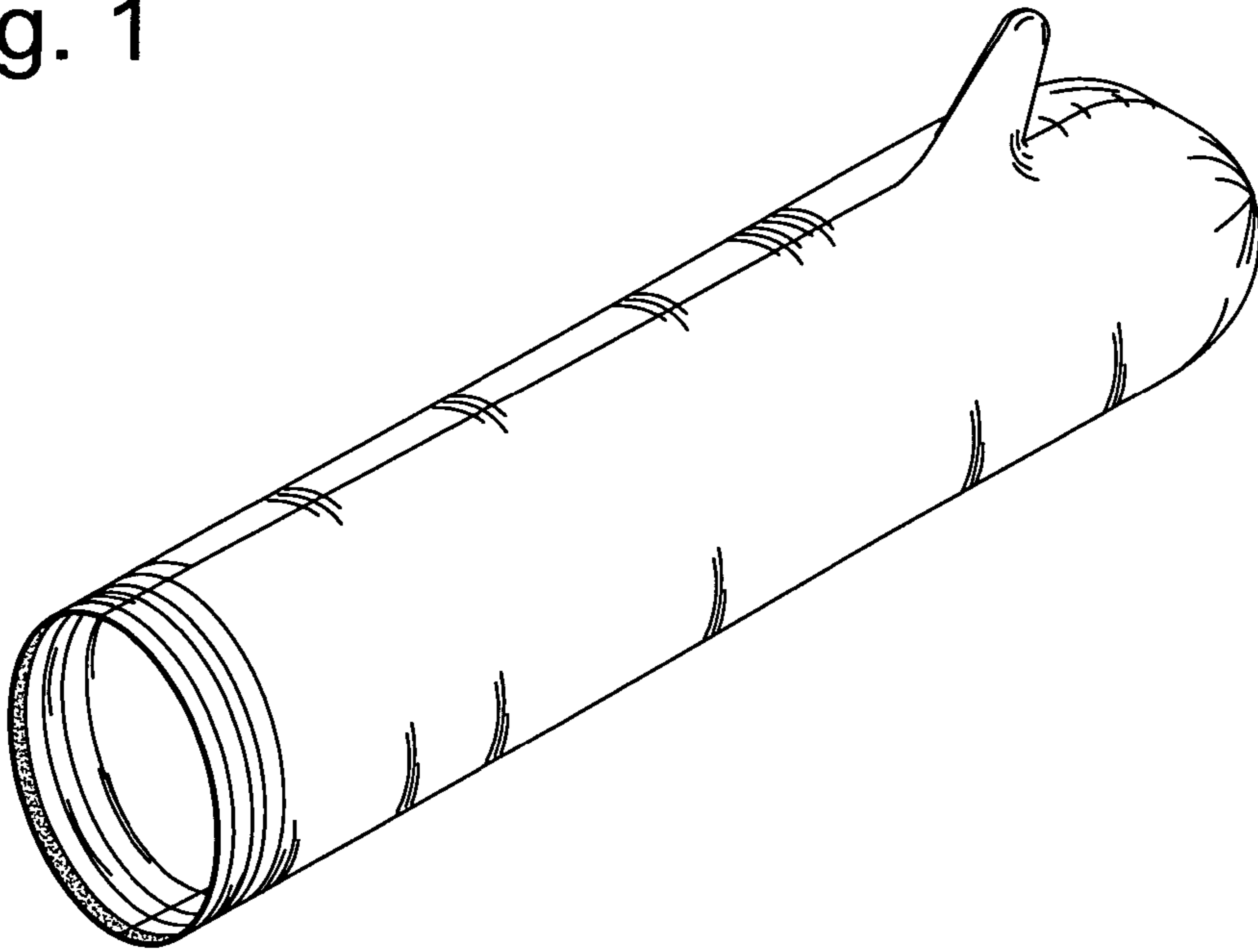


Fig. 2

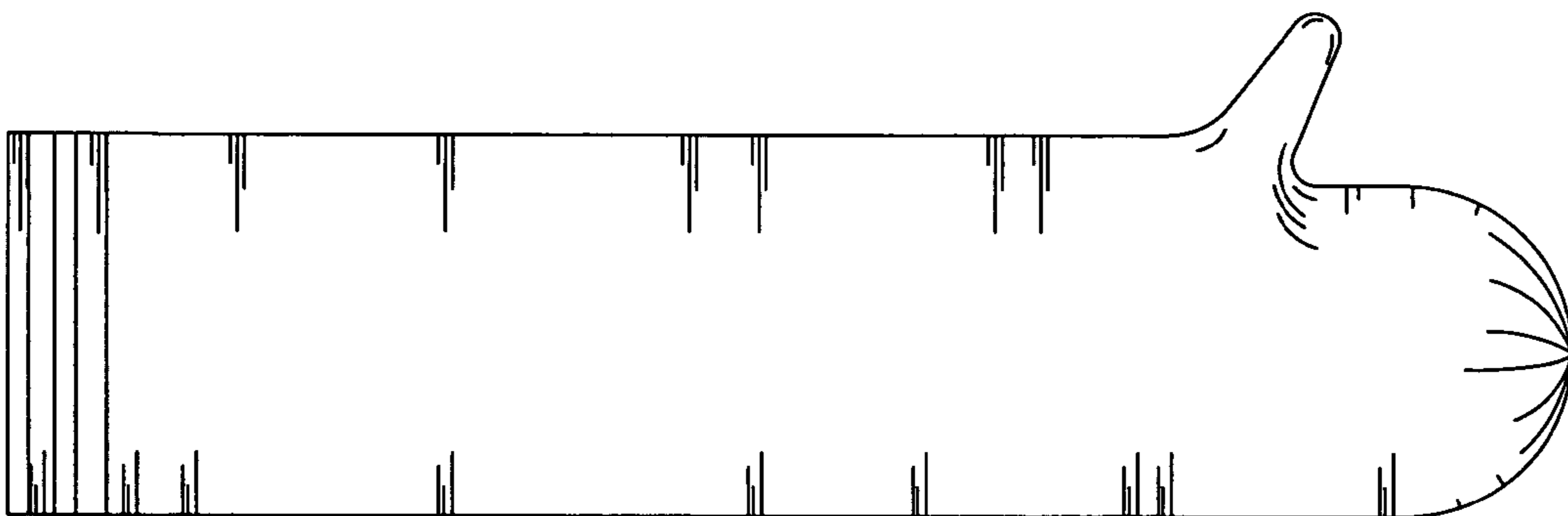


Fig. 3

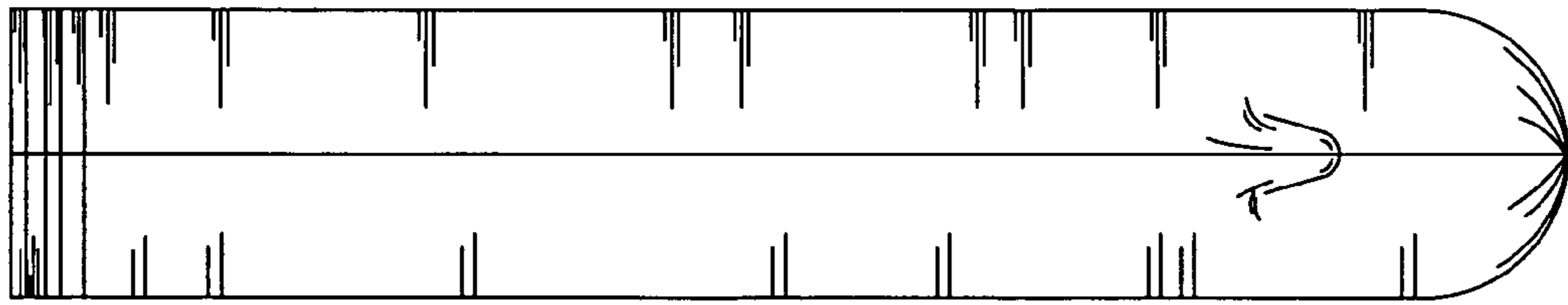


Fig. 4

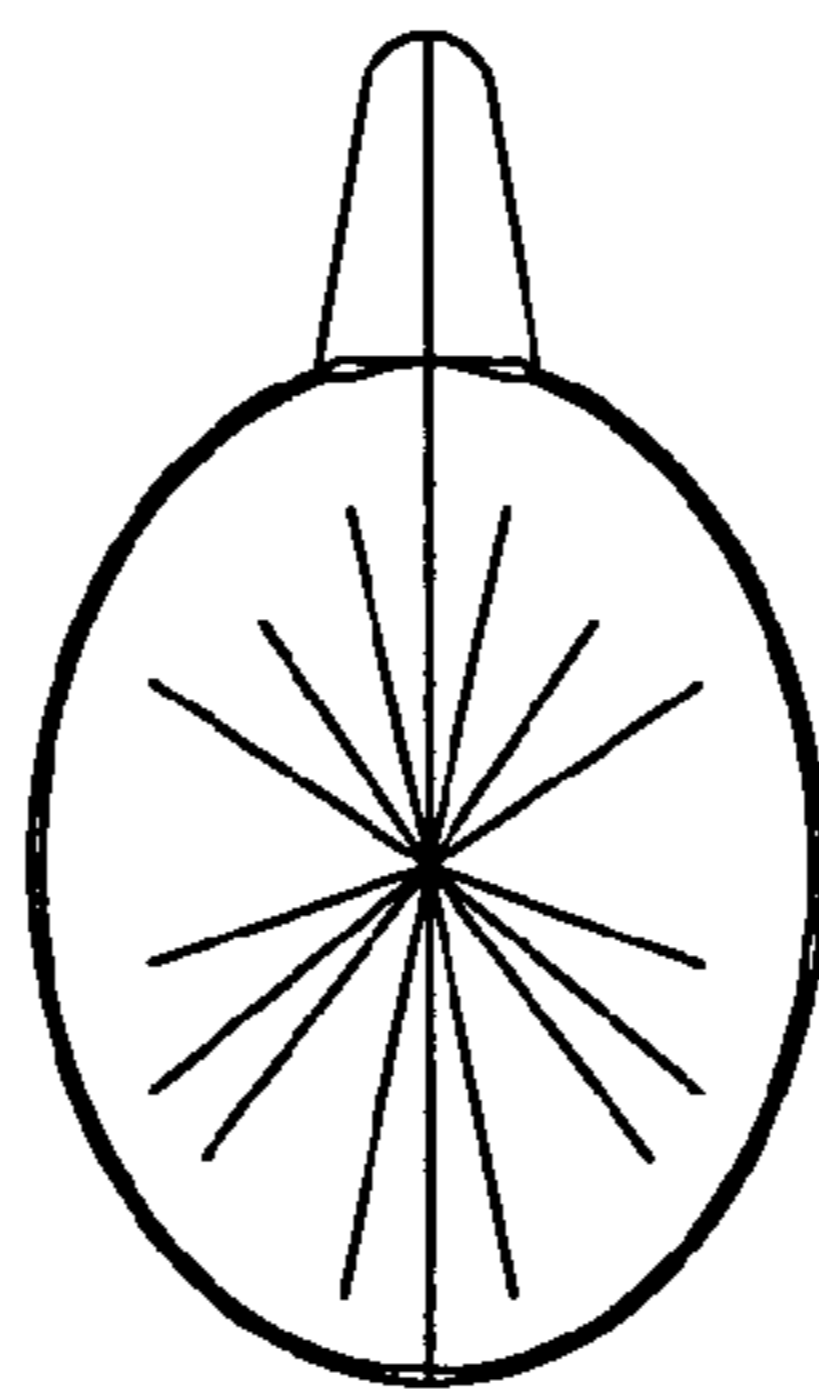


Fig. 5

