



US00D661397S

(12) **United States Design Patent**
Rajaiah et al.

(10) **Patent No.:** **US D661,397 S**
(45) **Date of Patent:** **** Jun. 5, 2012**

(54) **ORAL CARE APPLICATOR**

(75) Inventors: **Jayanth Rajaiah**, Loveland, OH (US);
Craig Martin Wilkinson, St. Kilda East
(AU); **Adam Lucas Bilney**, Ashburton
(AU)

(73) Assignee: **The Procter & Gamble Company**,
Cincinnati, OH (US)

(**) Term: **14 Years**

(21) Appl. No.: **29/410,767**

(22) Filed: **Jan. 12, 2012**

Related U.S. Application Data

(62) Division of application No. 29/369,298, filed on Sep.
7, 2010, now Pat. No. Des. 655,006.

(51) **LOC (9) Cl.** **24-02**

(52) **U.S. Cl.** **D24/152; D24/147**

(58) **Field of Classification Search** D24/152,
D24/119, 147, 149, 146, 154, 156, 176; D7/649;
D28/7, 64.1, 64.6, 64.7, 65, 68; 433/141,
433/143, 89, 142, 149; 606/161-162; 132/321,
132/329

See application file for complete search history.

(56) **References Cited**

U.S. PATENT DOCUMENTS

3,078,856	A *	2/1963	Bender et al.	132/321
D213,780	S *	4/1969	Horn	D24/152
D220,433	S *	4/1971	McVey	D24/152
3,577,582	A	5/1971	Aston	
D226,735	S *	4/1973	Navara	D24/147
D238,676	S *	2/1976	Sjodahl	D24/152
3,958,571	A *	5/1976	Bennington	604/3
D245,100	S *	7/1977	Venning	D24/152
D247,018	S	1/1978	Kramer	
D254,935	S	5/1980	Staudinger	

D263,743	S	4/1982	Priestman	
D268,697	S	4/1983	Bukowski	
D272,661	S	2/1984	Cutler	
D273,238	S	3/1984	Taylor	
4,952,204	A	8/1990	Korteweg	
D376,426	S	12/1996	Tarfare	
D386,316	S	11/1997	Fischer	
5,735,864	A	4/1998	Heisinger	
D407,526	S	3/1999	Weiler	
5,890,901	A *	4/1999	Fischer et al.	433/149
5,944,519	A	8/1999	Griffiths	
D423,714	S	4/2000	Fuentes	
D431,675	S	10/2000	Rennie	
6,131,228	A	10/2000	Chen	
D438,305	S	2/2001	Ripich	
D447,635	S	9/2001	Smith	
D457,630	S	5/2002	Lehtonen	
6,406,451	B1	6/2002	Rowe	
D460,186	S	7/2002	Park	

(Continued)

Primary Examiner — Wan Laymon

(74) *Attorney, Agent, or Firm* — Armina E. Stricklin

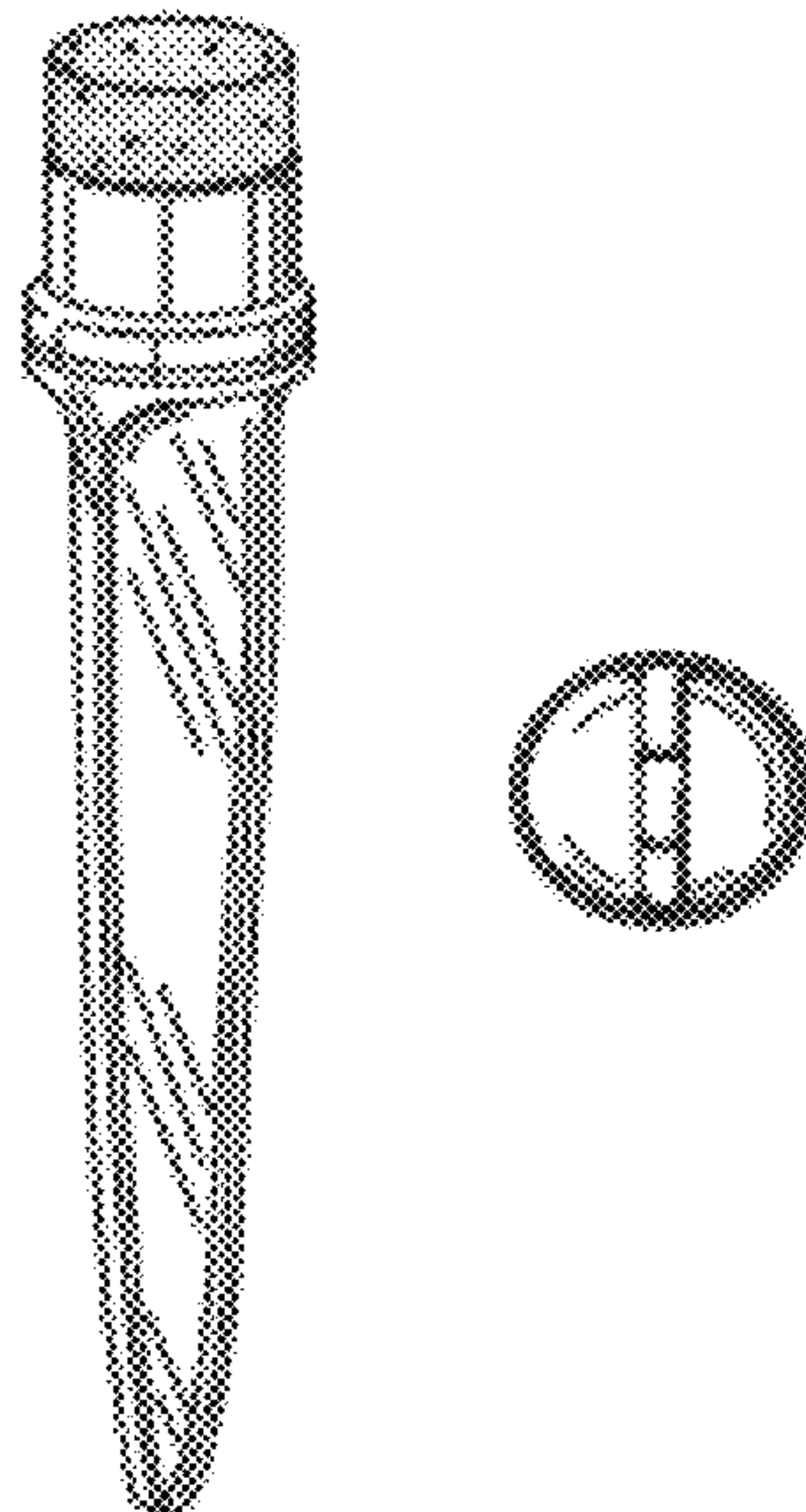
(57) **CLAIM**

The ornamental design for an oral care applicator, as shown
and described.

DESCRIPTION

FIG. 1 is a perspective view of an oral care applicator,
embodying the new design;
FIG. 2 is a front side view of the oral care applicator of FIG.
1;
FIG. 3 is a rear side view of the oral care applicator of FIG. 1;
FIG. 4 is a right view of the oral care applicator of FIG. 1;
FIG. 5 is a left view of the oral care applicator of FIG. 1;
FIG. 6 is a top planar view of the oral care applicator of FIG.
1; and,
FIG. 7 is a bottom planar view of the oral care applicator of
FIG. 1.

1 Claim, 1 Drawing Sheet



US D661,397 S

Page 2

U.S. PATENT DOCUMENTS

6,516,947 B1 2/2003 Van Dyke
D479,605 S 9/2003 Ripich
D487,803 S 3/2004 Ripich
D500,135 S 12/2004 Ripich
7,044,671 B2 5/2006 Parikh
D536,129 S 1/2007 Davis

D541,979 S * 5/2007 Montoli D28/7
7,607,188 B2 10/2009 Singhal
7,882,588 B2 * 2/2011 Dragan et al. 433/141
7,976,308 B2 * 7/2011 Hegedus 433/149
2011/0014584 A1 * 1/2011 Lesser 433/142

* cited by examiner

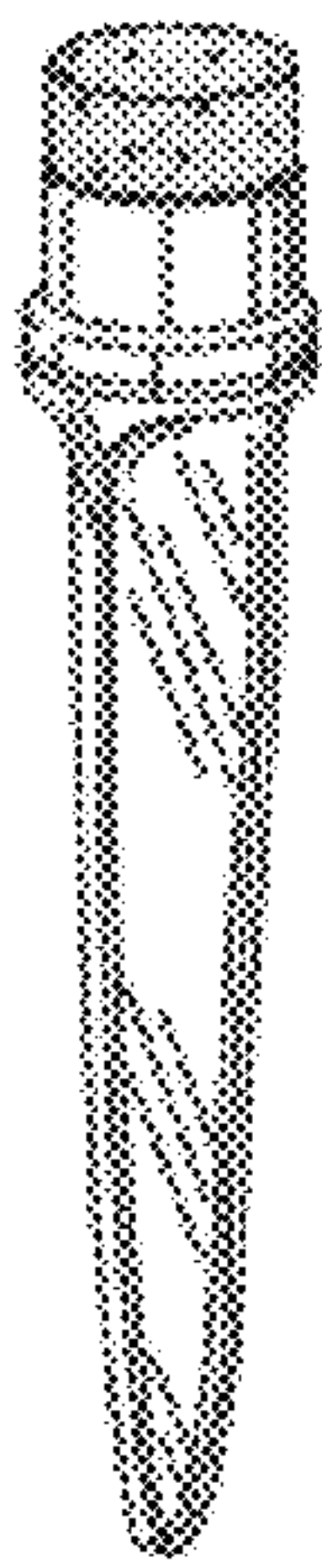


Fig. 1




Fig. 2




Fig. 3

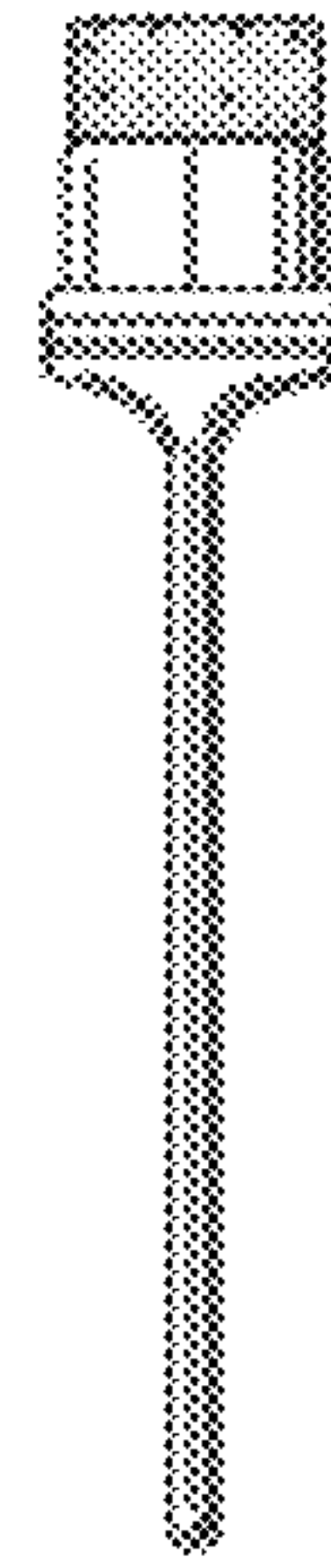


Fig. 4

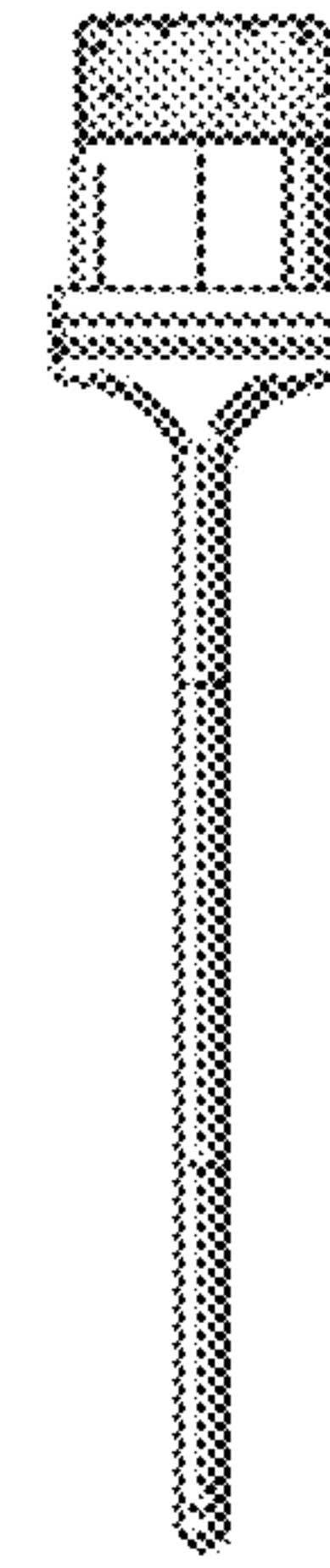


Fig. 5

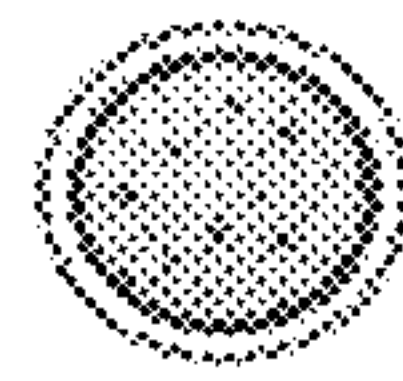


Fig. 6

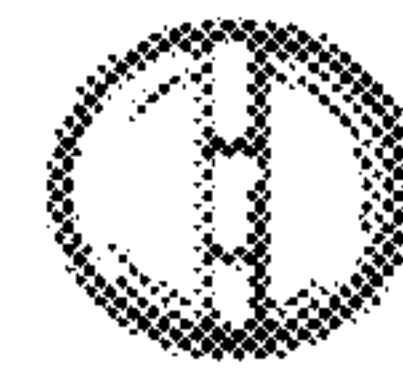


Fig. 7