



US00D661392S

(12) **United States Design Patent**  
**McLain**

(10) **Patent No.:** **US D661,392 S**

(45) **Date of Patent:** **\*\* Jun. 5, 2012**

(54) **FORESKIN EXTENDER**

(76) Inventor: **Cory McLain**, Port Orange, FL (US)

(\*\*) Term: **14 Years**

(21) Appl. No.: **29/373,931**

(22) Filed: **Jun. 13, 2011**

(51) **LOC (9) Cl.** ..... **24-02**

(52) **U.S. Cl.** ..... **D24/133**

(58) **Field of Classification Search** ..... D24/133,  
D24/135, 140; 128/869; 606/118; 600/38  
See application file for complete search history.

(56) **References Cited**

**U.S. PATENT DOCUMENTS**

D29,972 S *	1/1899	Day	.....	D24/112
D130,762 S *	12/1941	Ross	.....	D24/140
4,491,136 A *	1/1985	LeVeen	.....	606/118
D287,166 S *	12/1986	Lipsky et al.	.....	D24/127
5,269,788 A *	12/1993	Nelson, III	.....	606/118
D361,380 S *	8/1995	Linner	.....	D24/115
5,439,466 A *	8/1995	Kilejian	.....	606/118
D375,358 S *	11/1996	Clark	.....	D24/133
5,797,921 A *	8/1998	Cimini et al.	.....	606/118

6,579,227 B2 *	6/2003	Haughey	.....	600/38
D524,938 S *	7/2006	Schreiber	.....	D24/106
D566,267 S *	4/2008	Benz et al.	.....	D24/133
D613,862 S *	4/2010	Vue et al.	.....	D24/134
2001/0005782 A1 *	6/2001	Tanghoj et al.	.....	604/327
2003/0028214 A1 *	2/2003	Benz et al.	.....	606/201
2004/0215210 A1 *	10/2004	Duel	.....	606/118
2010/0168757 A1 *	7/2010	Tomlinson	.....	606/118
2011/0178528 A1 *	7/2011	Kostrzewski	.....	606/118

\* cited by examiner

*Primary Examiner* — Bridget L Eland

(74) *Attorney, Agent, or Firm* — Harpman & Harpman

(57) **CLAIM**

The ornamental design for a foreskin extender, as shown and described.

**DESCRIPTION**

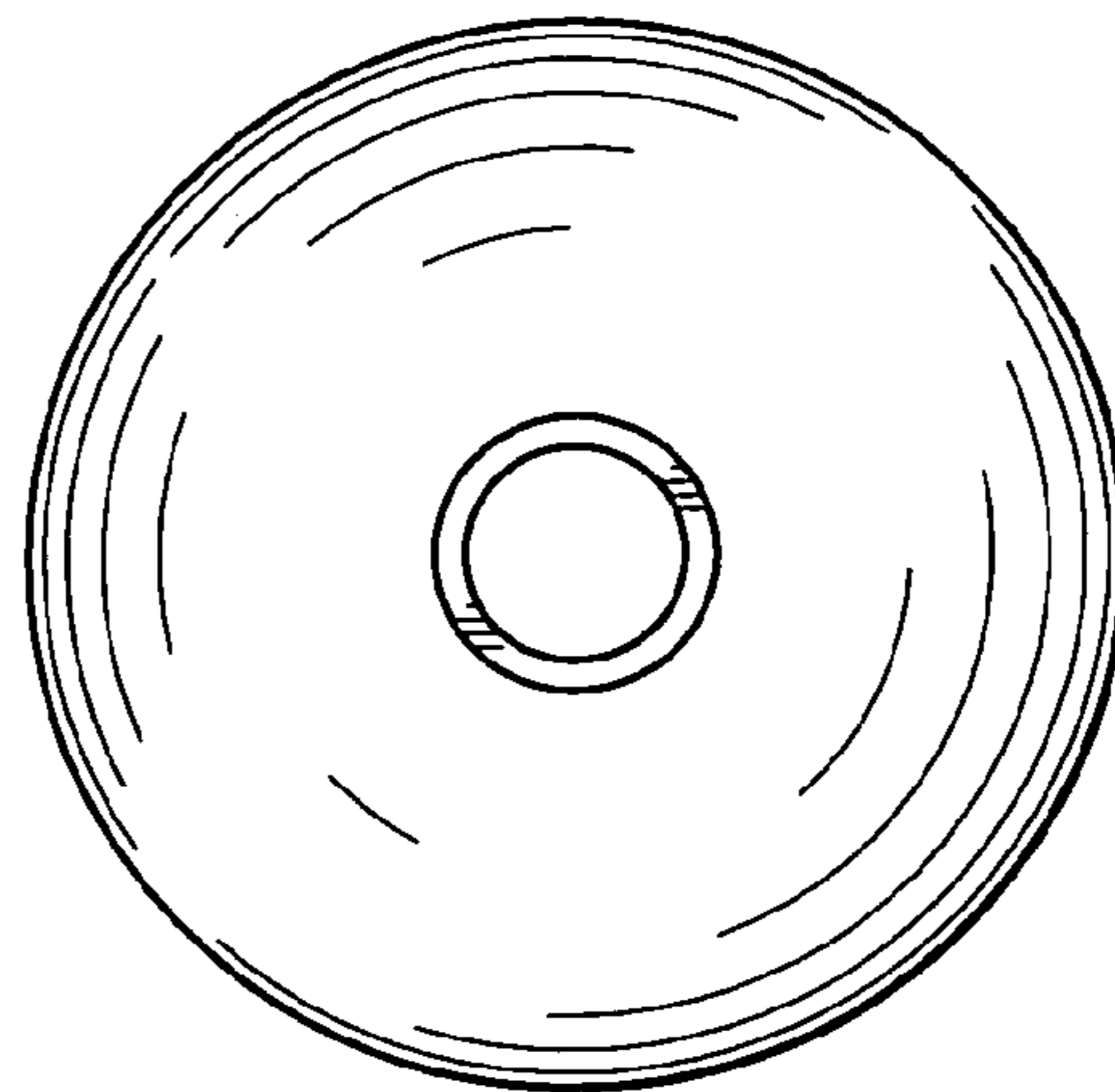

FIG. 1 is a rear and right side elevational view thereof, the left side being a mirror image thereof.

FIG. 2 is a top plan view of the foreskin extender.

FIG. 3 is a bottom plan view thereof; and,

FIG. 4 is a front perspective view of the foreskin extender.

**1 Claim, 1 Drawing Sheet**






FIG. 1

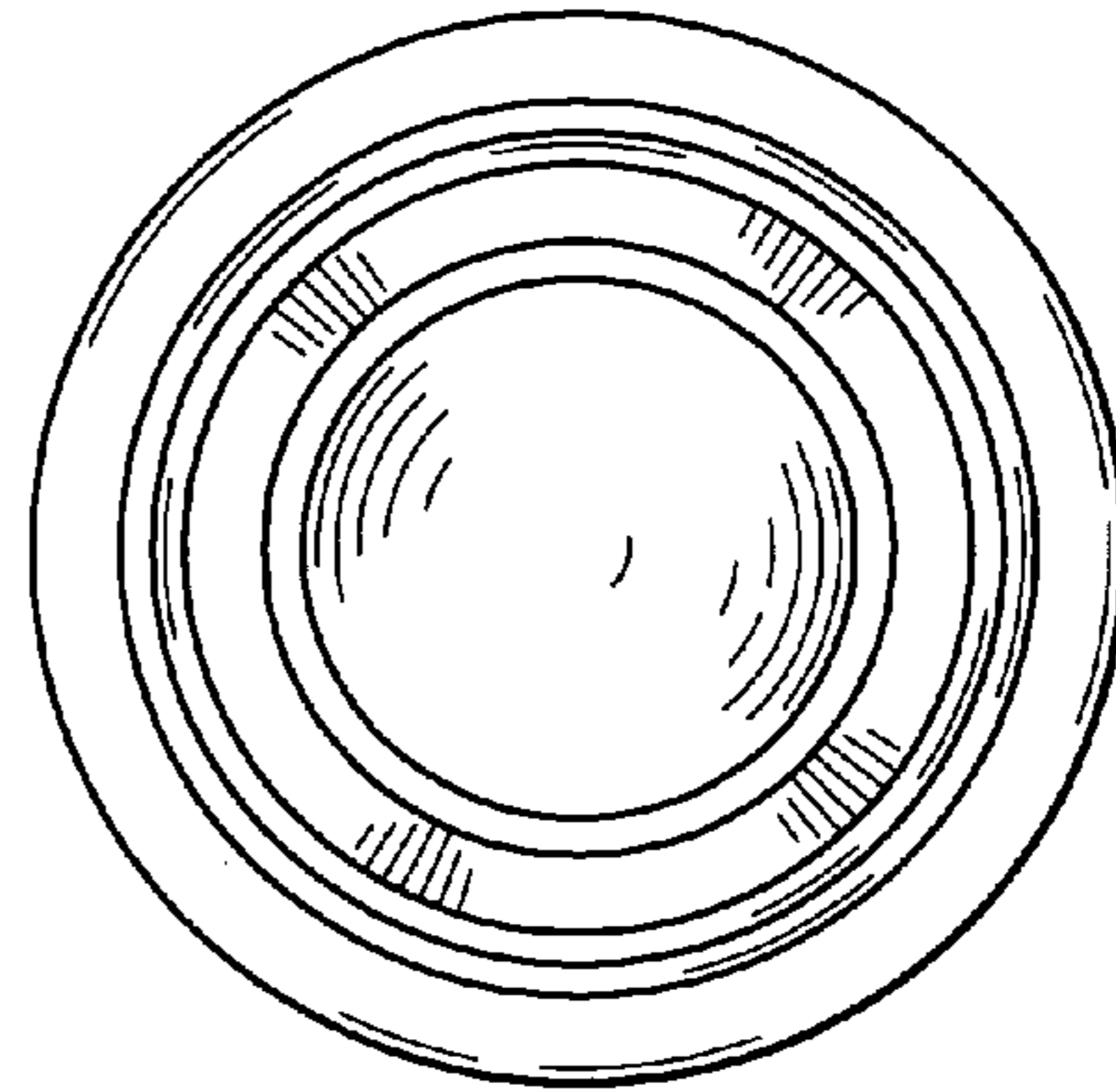


FIG. 2

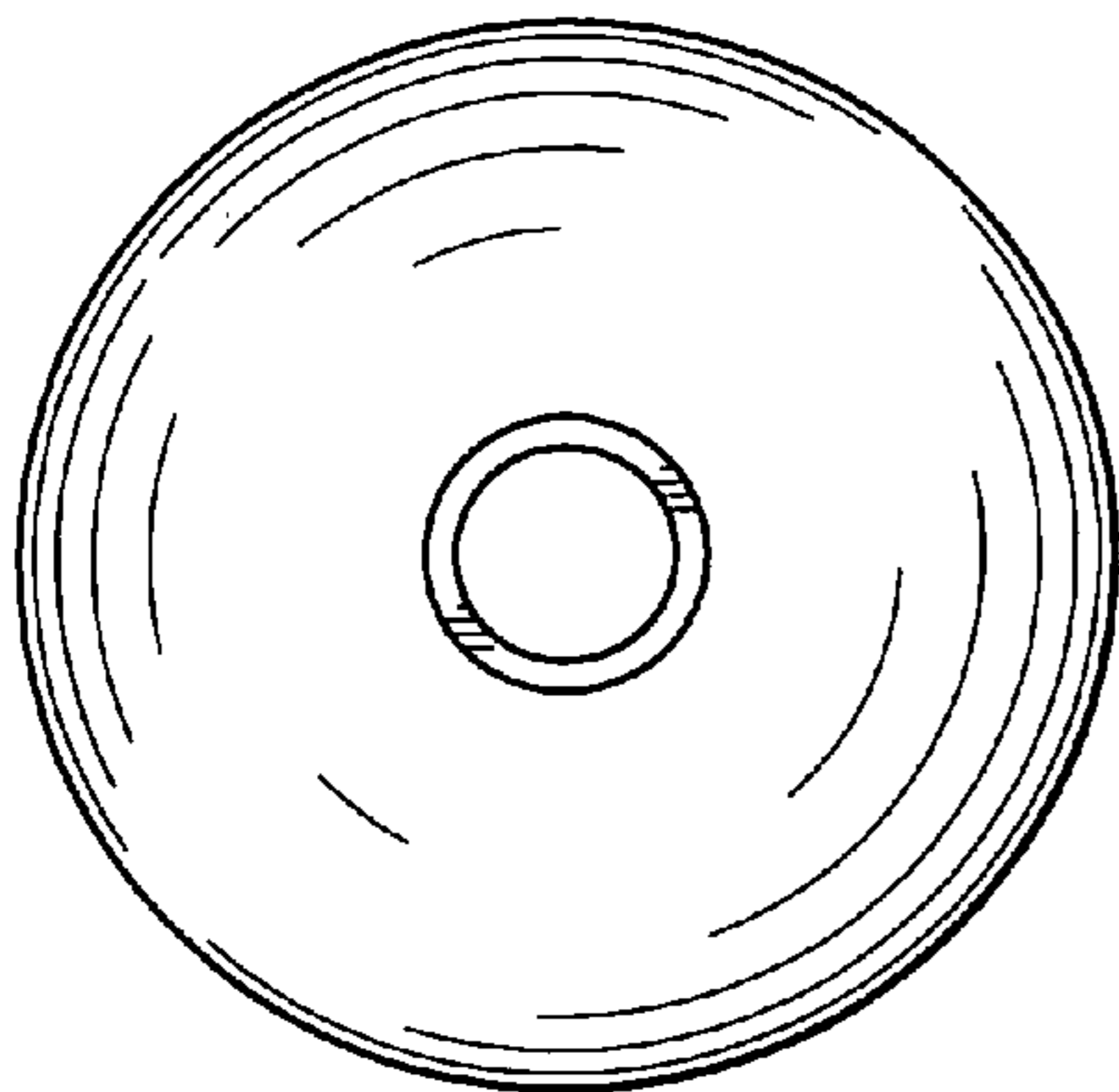


FIG. 3




FIG. 4