



US00D661386S

(12) **United States Design Patent**  
**Bergin**

(10) **Patent No.:** **US D661,386 S**  
(45) **Date of Patent:** **\*\* Jun. 5, 2012**

(54) **AIR SHROUD**

(75) Inventor: **Bryan B Bergin**, Granger, IN (US)

(73) Assignee: **Dometic LLC**, Elkhart, IN (US)

(\*\*) Term: **14 Years**

(21) Appl. No.: **29/408,579**

(22) Filed: **Dec. 14, 2011**

(51) **LOC (9) Cl.** ..... **23-04**

(52) **U.S. Cl.** ..... **D23/325**

(58) **Field of Classification Search** ..... D23/324–325;  
454/136, 143–146, 151; 62/244

See application file for complete search history.

(56) **References Cited**

**U.S. PATENT DOCUMENTS**

D367,524 S *	2/1996	Waldschmidt et al. ....	D23/325
D435,639 S *	12/2000	Slavonia et al. ....	D23/325
D437,396 S *	2/2001	Flanagan .....	D23/325
D454,625 S *	3/2002	Flanagan .....	D23/325
D495,041 S *	8/2004	Thomas .....	D23/325
D538,413 S *	3/2007	Lyu et al. ....	D23/325

**OTHER PUBLICATIONS**

Dometic Group: "Climate Control", <http://www.dometic.com/enus/Americas/USA/RV-Products/climate>, Dec. 14, 2011, 2 pages.

\* cited by examiner

*Primary Examiner* — Brian N Vinson

(74) *Attorney, Agent, or Firm* — Pearne & Gordon LLP

(57) **CLAIM**

The ornamental design for an air shroud, as shown and described.

**DESCRIPTION**

FIG. 1 is a rear perspective view of an example air shroud according to the invention;

FIG. 2 is a front perspective view of the example air shroud of FIG. 1;


FIG. 3 is a top view of the example air shroud of FIG. 1;

FIG. 4 is a right side view of the example air shroud of FIG. 1, with the left side view being a mirror image of the right side view;

FIG. 5 is a rear view of the example air shroud of FIG. 1; and, FIG. 6 is a front view of the example air shroud of FIG. 1.

The broken line showings of FIGS. 1-6 are for illustrative purposes only and form no part of the claimed design. A bottom view is not presented because the bottom of the example air shroud it is not visible during use.

**1 Claim, 5 Drawing Sheets**





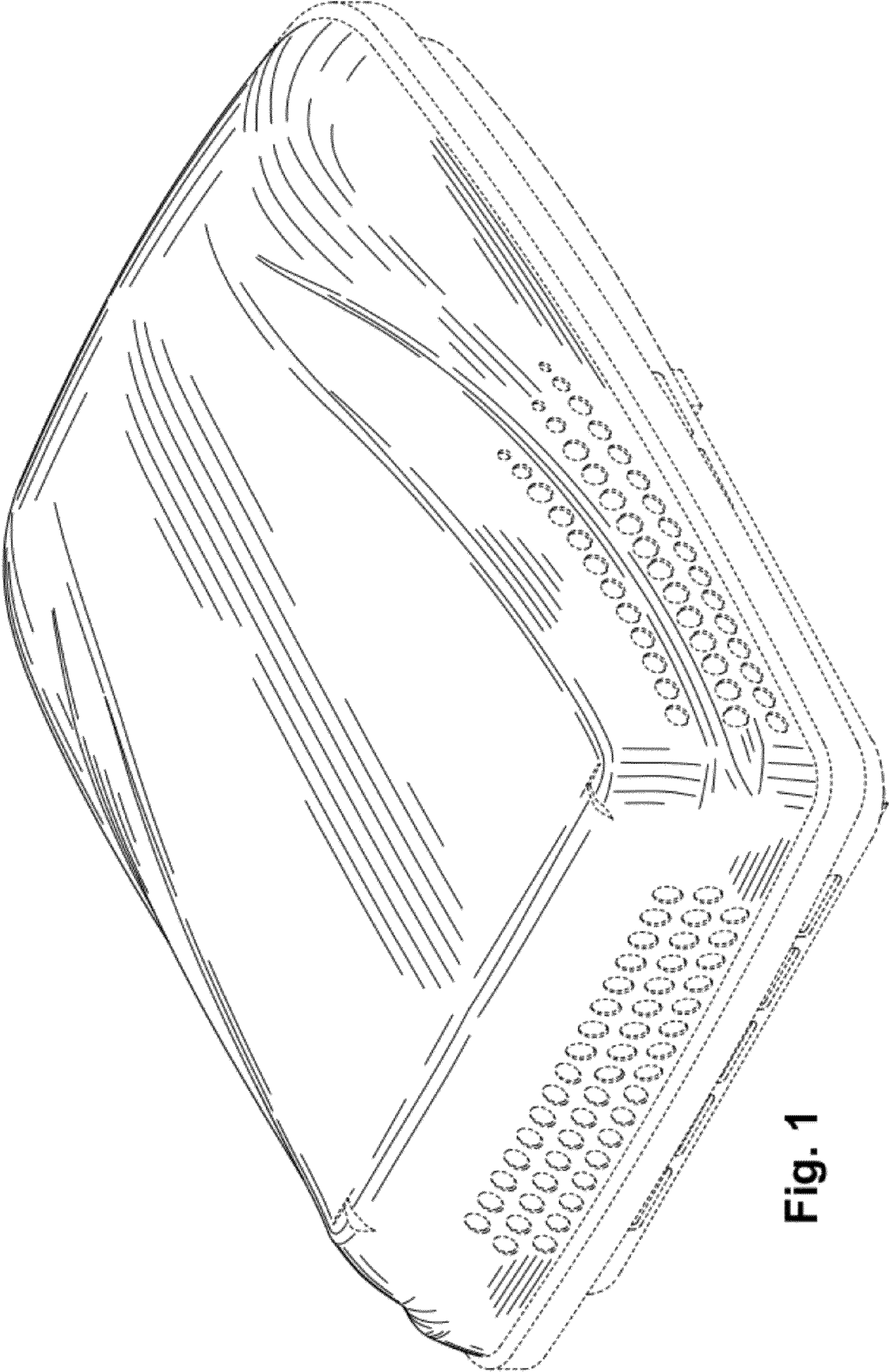


Fig. 1



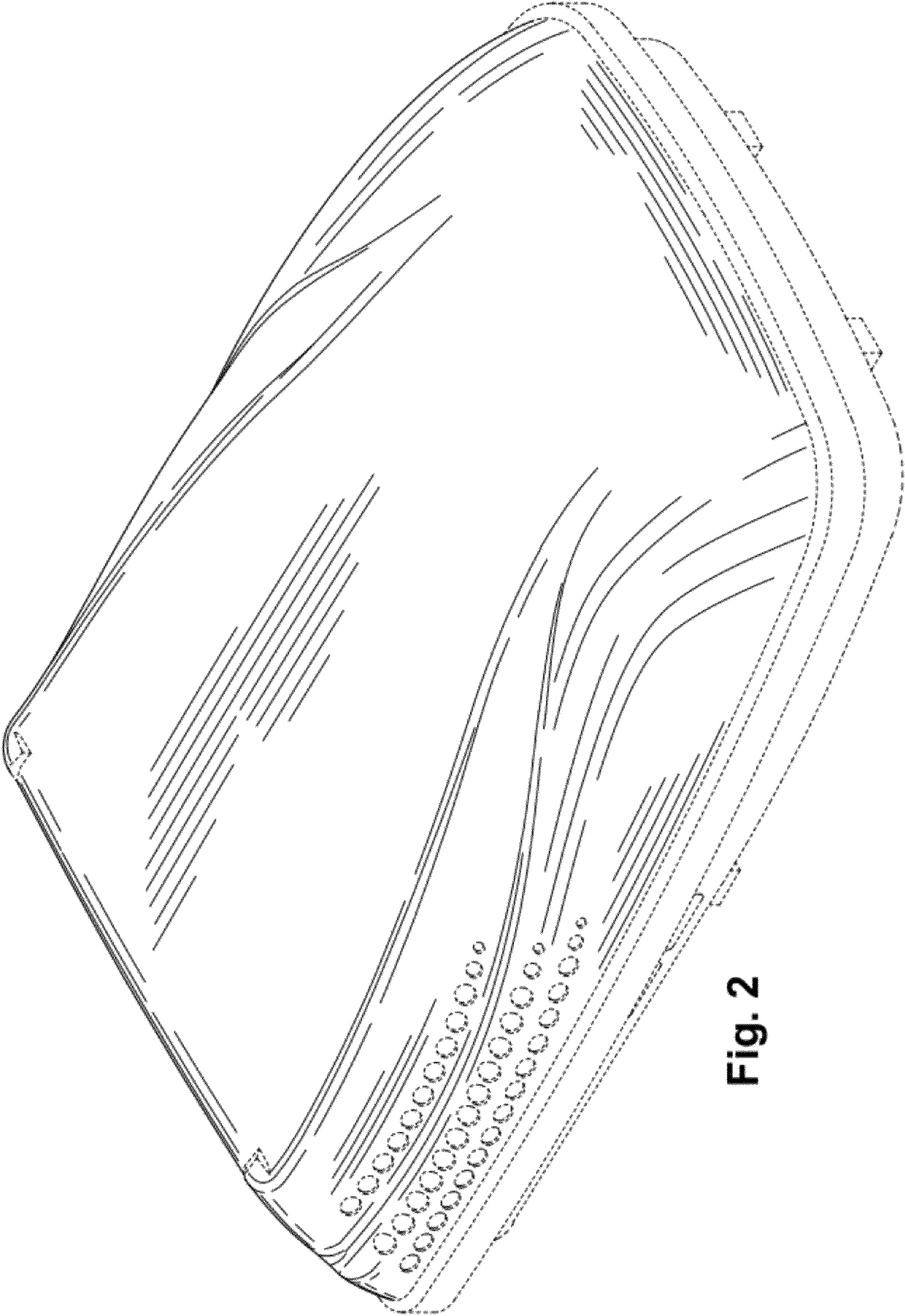


Fig. 2



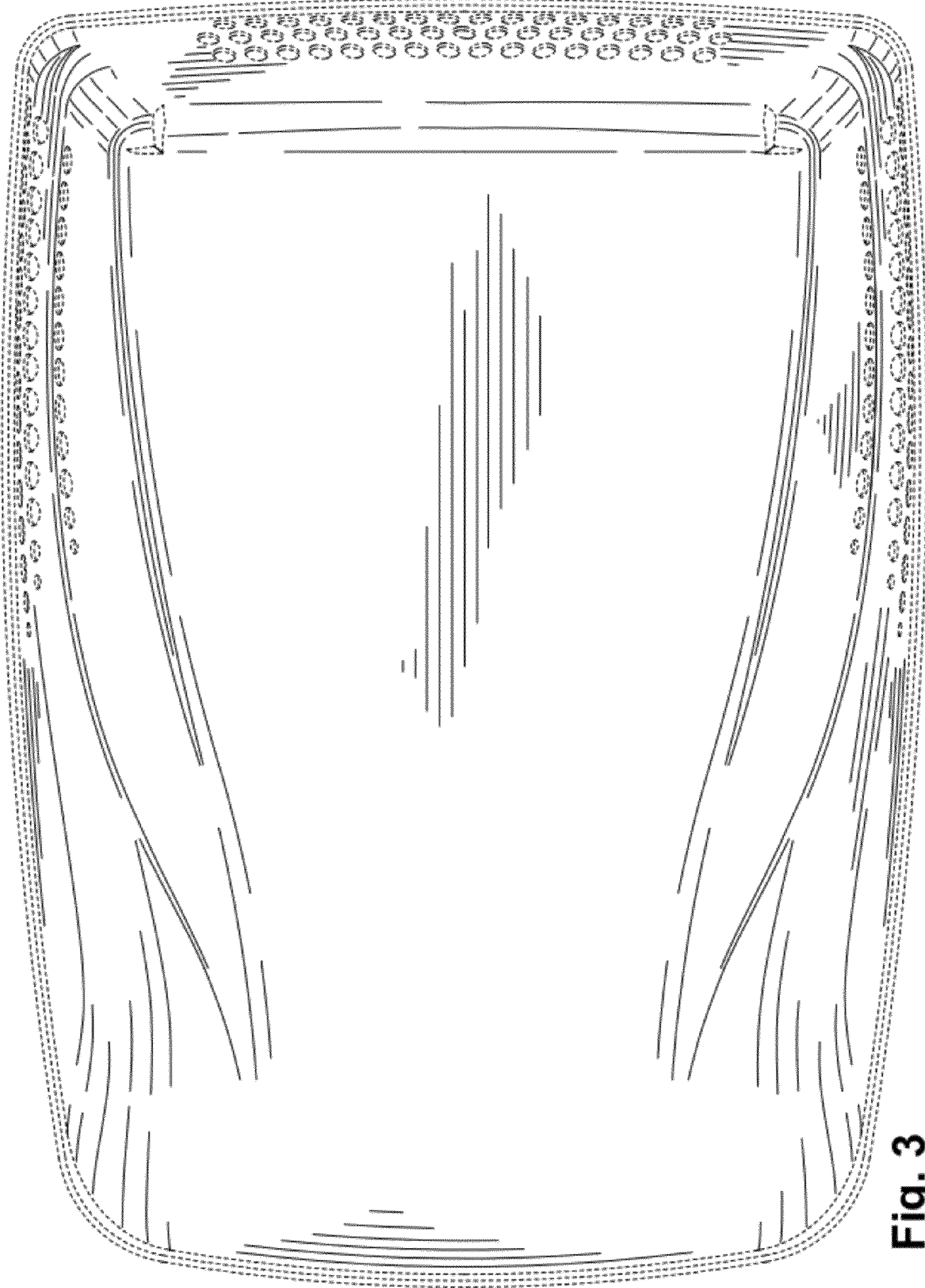


Fig. 3



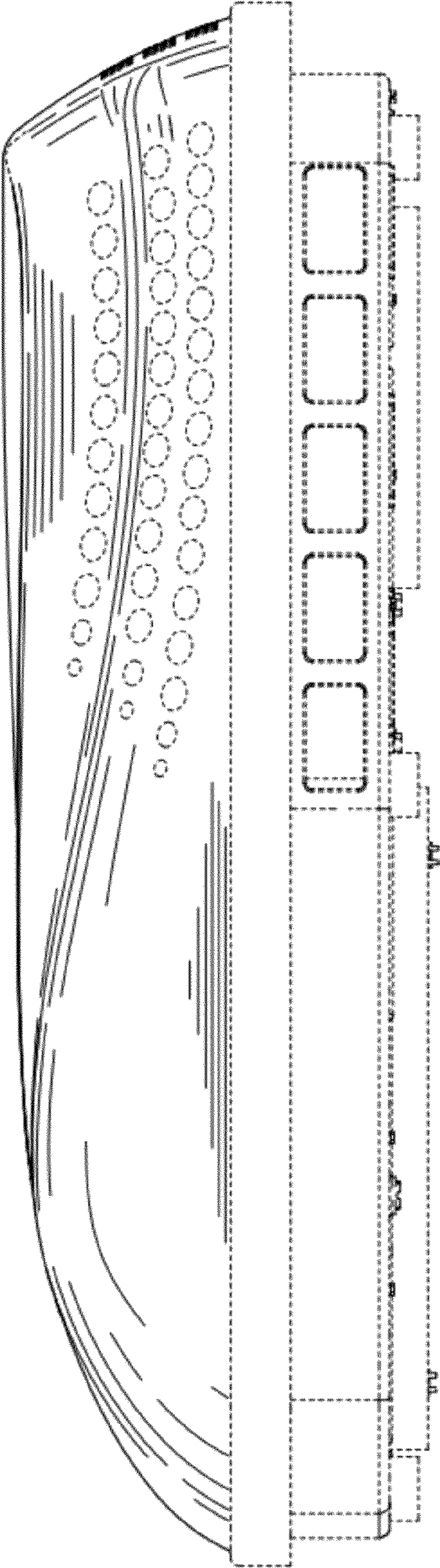


Fig. 4




Fig. 5

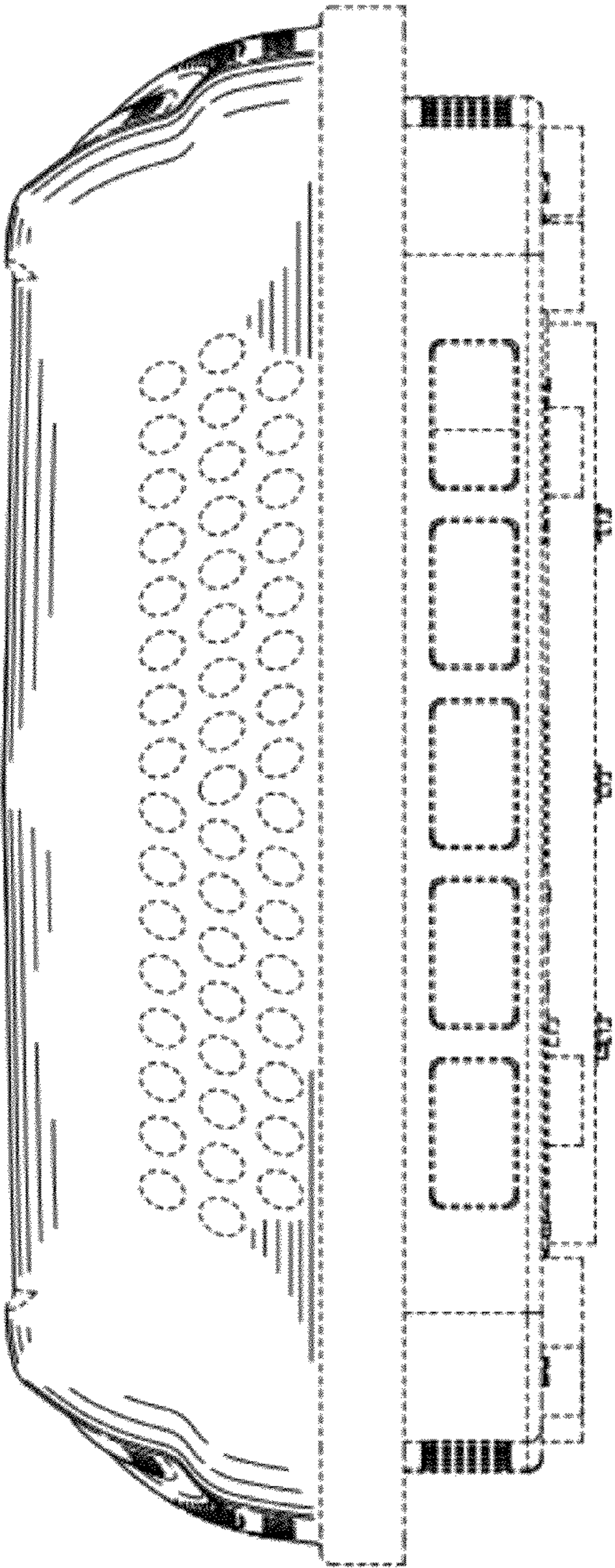


Fig. 6