

US00D661374S

(12) **United States Design Patent**
Slothower et al.

(10) **Patent No.:** **US D661,374 S**
(45) **Date of Patent:** **** Jun. 5, 2012**

(54) **HANDLE FOR PLUMBING FIXTURE**

(75) Inventors: **Anna-Pia K. Slothower**, Mill Valley, CA (US); **Gregory de Swarte**, Sheboygan, WI (US); **Herbert V. Kohler, Jr.**, Kohler, WI (US)

(73) Assignee: **Kohler Co.**, Kohler, WI (US)

(**) Term: **14 Years**

(21) Appl. No.: **29/390,310**

(22) Filed: **Apr. 22, 2011**

(51) **LOC (9) Cl.** **23-01**

(52) **U.S. Cl.** **D23/252**

(58) **Field of Classification Search** D23/250,
D23/252-254

See application file for complete search history.

(56) **References Cited**

U.S. PATENT DOCUMENTS

D477,057 S * 7/2003 Schonherr et al. D23/252
D531,271 S * 10/2006 Kohler et al. D23/252

D644,304 S * 8/2011 Slothower et al. D23/252
* cited by examiner

Primary Examiner — Robert Delehanty
(74) *Attorney, Agent, or Firm* — Foley & Lardner LLP

(57) **CLAIM**

We claim the ornamental design for a handle for plumbing fixture, as shown and described.

DESCRIPTION

FIG. 1 is a top perspective view of an embodiment of the claimed design;

FIG. 2 is a front elevation view of the claimed design of FIG. 1;

FIG. 3 is a top plan view of the claimed design of FIG. 1;

FIG. 4 is a bottom plan view of the claimed design of FIG. 1;

FIG. 5 is a right-side elevation view of the claimed design of FIG. 1; and,

FIG. 6 is a left-side elevation view of the claimed design of FIG. 1.

The ornamental design which is claimed is shown in solid lines in the drawings. The broken lines in the drawings are for illustrative purposes only and form no part of the claimed design.

1 Claim, 2 Drawing Sheets






FIG. 1

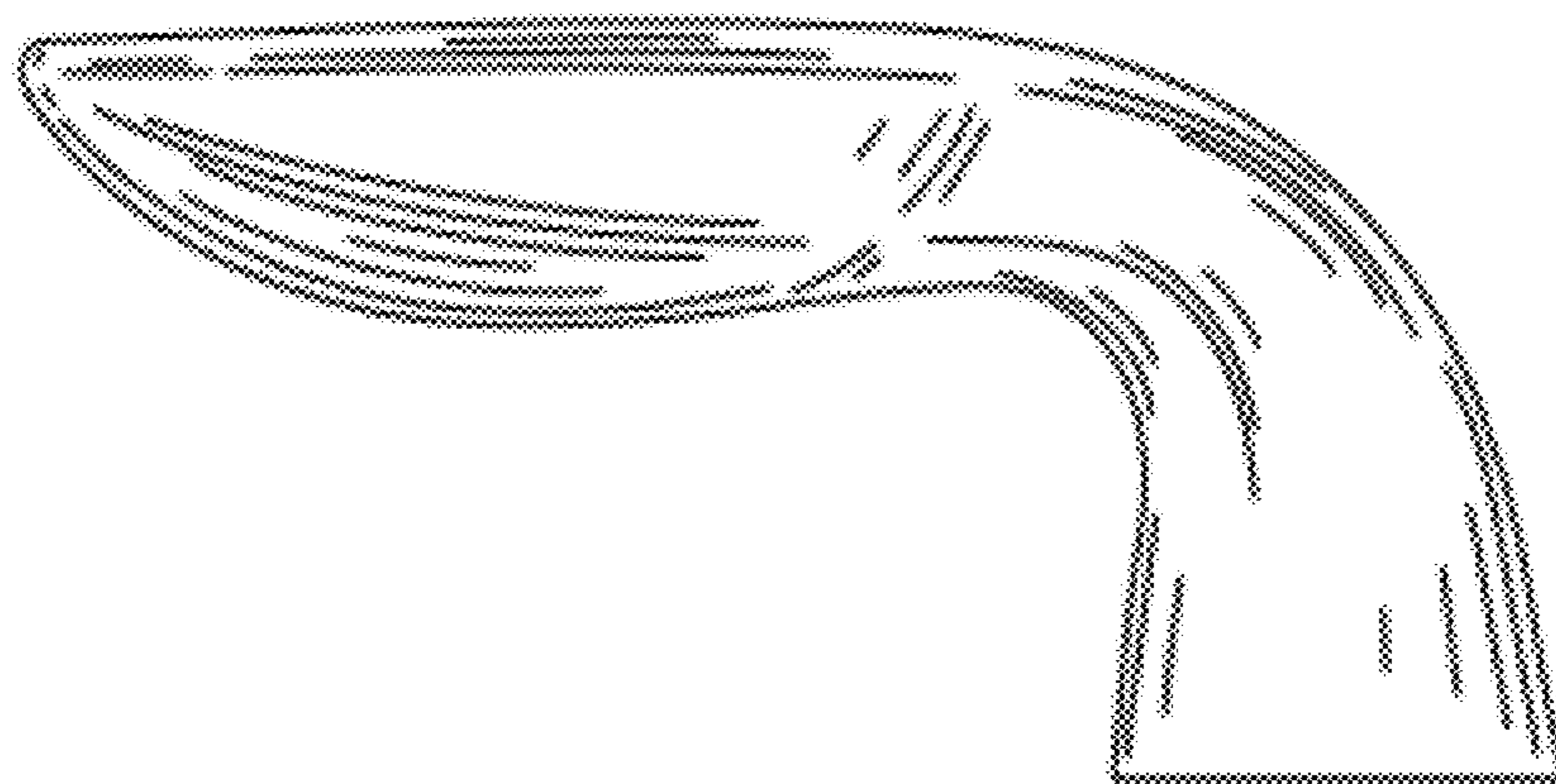


FIG. 2



FIG. 3




FIG. 4

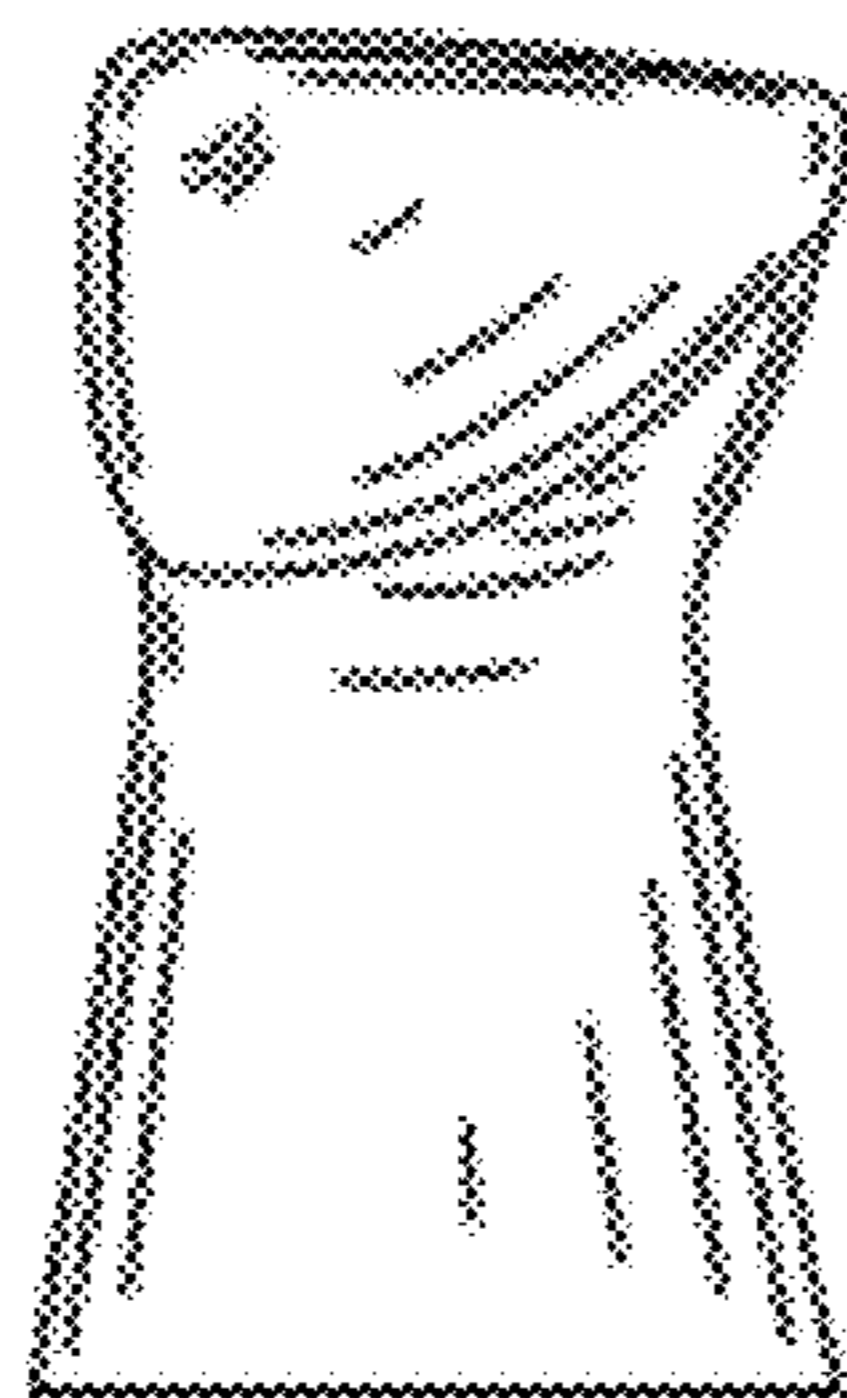


FIG. 5

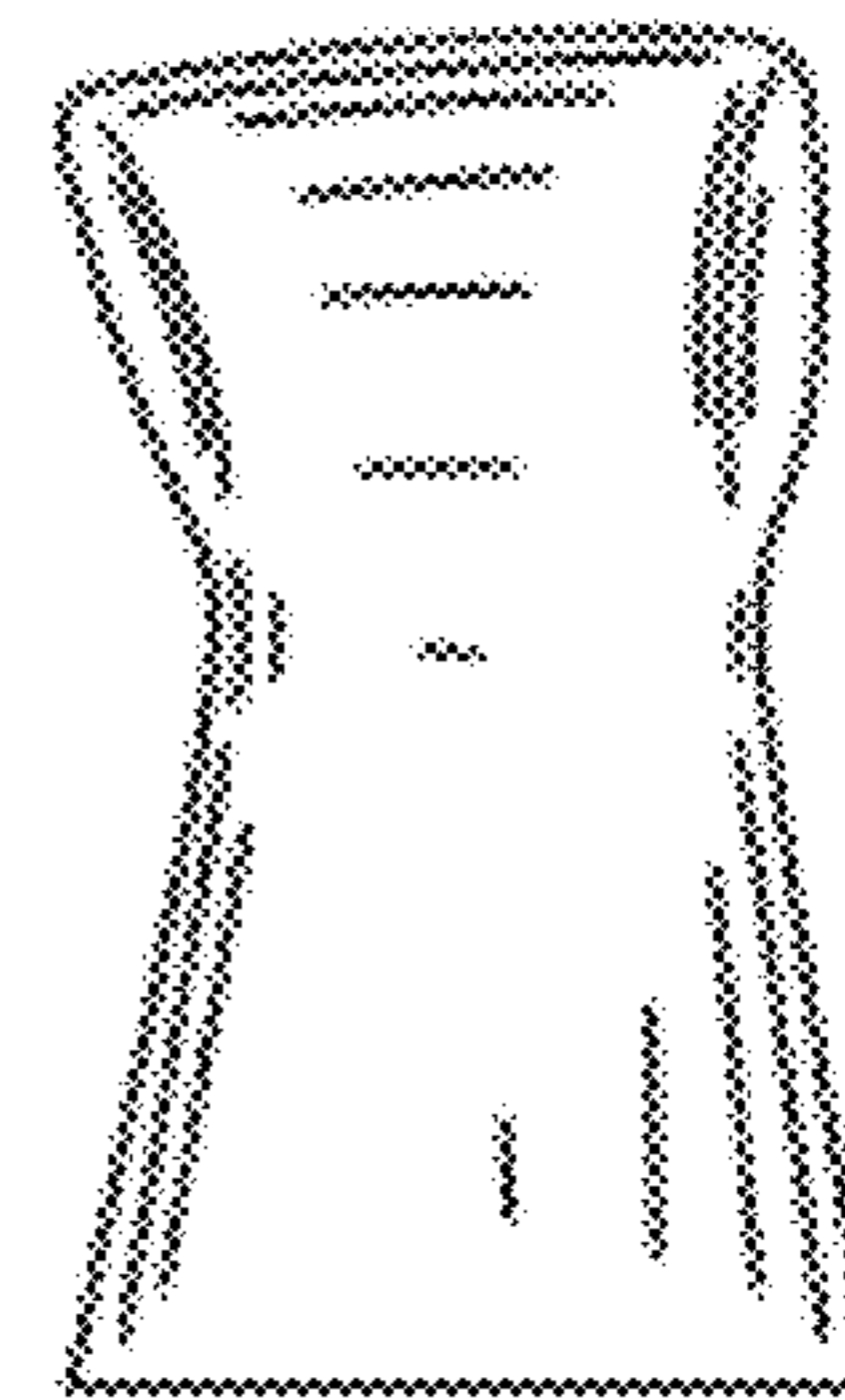


FIG. 6